




Short Message Send (SMS)

1 To use the SMS to check validity of a Work Permit

Illustration	Step	What to do
 <p>Fig. 1: Step 1 to 4</p>	1	On your mobile phone, select the function to write a SMS message
	2	Key in wpd001 followed by a space, then chkwp followed by a space
	3	Key in the Work Permit number followed by a space The Work Permit number is printed on the Work Permit card and it consists of 9 characters (e.g. 012345678 or 01234567-)
	4	a) Key in the date of application in the “day day month month year year year year” (ddmmyyyy) format
 <p>Fig 2: Step 5</p>	5	Send the message to the number 96175993
 <p>Fig 3: Step 6</p>	6	Our system will verify the information and send an SMS message on the outcome of your request back to you (see Fig 3). Work Permits which are cancelled or expired will have their status indicated accordingly.

2 Due Diligence Requirements

Before renting out your room/premises to a foreigner, you must to exercise due diligence under the Immigration Act to ensure that the prospective tenant is in Singapore legitimately. You should perform the following checks personally:

1. Inspect the original Work Permit, Employment Pass or S pass card
 - Check that the photo matches the pass holder. Inspect the two holographic lenses on the front of the card. One should reflect the pass holder's image; the other should show the Work Permit number when tilted at an angle
 - Check that the pass card matches the design of the different types of passes at http://www.mom.gov.sg/~media/mom/documents/services-forms/passes/types_of_passes.pdf.
2. Check that the details on the pass match the information on the tenant's original passport.

3 Check the validity of a Work Permit

- Use the [SGWorkPass App](#)
- Via the Work Permit or IPA Validity Check via Work Permit Online (Non-login) eservice at <http://www.mom.gov.sg>
- Use the Ministry's interactive voice response (IVR) system at : 6438 5122

4 Additional Uses of the SMS Services

- Check worker's last medical date (Applicable only to foreign domestic workers and non-Malaysian female foreign workers)
- Check Work Permit application status/outcome of application
- Check cancellation date of Work Permit

After keying in the information in (a), send the SMS to the number 96175993

Uses	What to key in (a)	Information you will receive
To check the last medical date of your worker	<ol style="list-style-type: none"> 1 wpd001 followed by a space 2 chkwp followed by space 3 Work Permit No. followed by a space. 4 NRIC number, e.g. S1234567C (for employer of foreign domestic worker) 	<ul style="list-style-type: none"> • Work Permit number • Date of application • Last medical date
To check the outcome of the Work Permit application	<ol style="list-style-type: none"> 1 wpd001 followed by a space 2 chkwp followed by space 3 Work Permit No. followed by a space. 4 NRIC number, e.g. S1234567C (for employer of foreign domestic worker) 	<ul style="list-style-type: none"> • Work Permit number • Date of application • Status of application: <ul style="list-style-type: none"> - Approved or; - Still being processed or; - Rejected
To check the cancellation date for the Work Permit	<ol style="list-style-type: none"> 1 wpd001 followed by a space 2 chkwp followed by space 3 Work Permit No. followed by a space. 4 NRIC number, e.g. S1234567C (for employer of foreign domestic worker) 	<ul style="list-style-type: none"> • Work Permit number • Date of application • The date of cancellation if the Work Permit has been cancelled.