

How to update your address using EP Online (if you hold an EP, S Pass, Dependant's Pass or Long-Term Visit Pass issued by MOM)

Step 1:

Go to the EP Online landing page, select the login "For pass holders", and log in using your SingPass.

Step 2:

Click 'Change Particulars' > 'Personal Contact Details and Residential Address of Pass Holder' on the left menu.

Enter the FIN and click 'Search' to retrieve the address.


Step 3:

Update your address, and click 'Save'.

Residential Address

* Are you currently staying in Singapore? YES NO (If select "No", all pass holders who employ a foreign domestic worker (FDW) have to cancel the FDW's work permit and repatriate her before he and his family leave Singapore for good)

Residential Postal Address

* Postal Code :  [search](#) [clear](#)

Block / House No. :

Street Name :

Floor / Unit No. : # -

Building Name :

- Quarters at Construction Site
- Quarters at Temporary Occupation Licence (TOL) Site
- Quarters at Farms
- Harbourcraft / Sea Vessel

Note: For additional help, you can also retrieve the address by using the postal code.


Search Postal Address


PEPOLADDR001

Fields with * are compulsory.

Address in Singapore

Instructions:

1. Please enter 6-digit postal code.
2. Click on  [retrieve](#).
3. Click on "Proceed".
4. To re-enter postal code, repeat Step 1 to Step 3.

* Postal Code :  [retrieve](#)

Block / House No. :

Street Name :

Floor / Unit No. : # -

Building Name :