

CorpPass Online Help

7. CorpPass in LicenceOne

8. One-time activation of CorpPass in LicenceOne

9. Business Entity & UEN

7. CorpPass in LicenceOne

Singapore Corporate Access (or CorpPass) is the new digital identity business users will need to conduct Government-to-Businesses (G2B) transactions.

Business users will now have the option of using CorpPass as a login mechanism to access LicenceOne, when transacting with the government online. By segregating login IDs used for corporate and personal transactions, CorpPass enhances personal privacy and protects sensitive business information.

Let's Start!

1

Go to www.corppass.gov.sg to register & set up CorpPass for your entity

You will need to ensure that your employees who need to have access to LicenceOne are assigned the LicenceOne e-Service in the CorpPass system.

Assign Selected e-Services to

2 Selected Users +

Assign from selected e-Services. Filter Search

Govt Agency	Entity's selected e-Services	Description	Agency Check Required	Additional Details Required
<input checked="" type="checkbox"/>	MTI	LicenceOne	This eservice is for e-licensing service.	

2


Log in to LicenceOne using your Unique Entity Number (UEN), CorpPass ID and Password


Click **Login** on the right top menu.

Licence Management at your fingertips...



 Find licence(s) by Keyword

 Choose licence(s) by Government Agency

 Recommend licence(s) by Business Intent

e.g. Food court, Petshop, NEA...

ANNOUNCEMENT

- ePayment Service - eNETS ... >
- ePayment Service - eNETS ... >
- System Maintenance - Nove ... >
- Changes to CPE applicatio ... >
- Merger of IDA & MDA from ... >
- SEE ALL >

HELP VIDEOS

1. Apply for New Licence >
2. Amend Existing Licence >
3. Renew Existing Licence (with RRN) >
4. Renew Existing Licence (without RRN) >
5. Cancel Existing Licence >

HOW IT WORKS

1. Introduction >

Click Login via **CorpPass**.

Via  Singapore Personal Access  via  Singapore Corporate Access 

Via **LicenceOne ID**

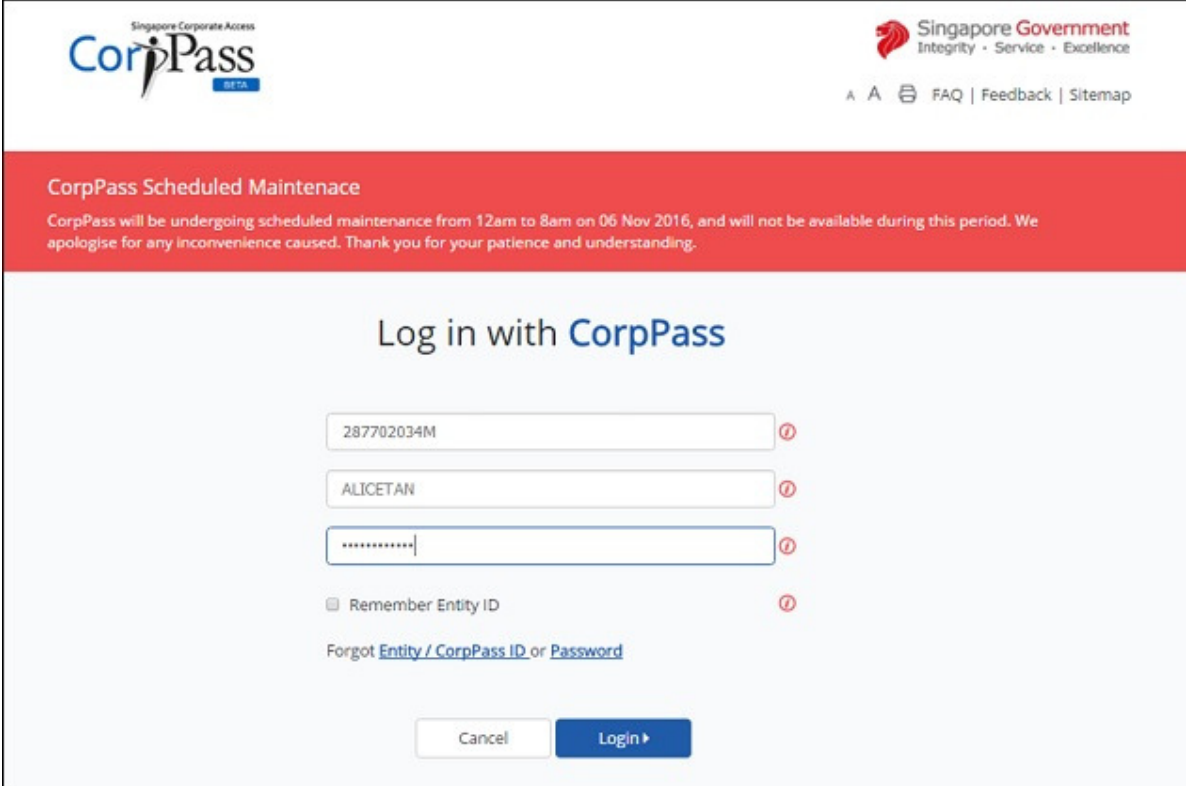
Your Email

Your Password

By clicking on the login button, you agree to the [Terms of Use](#).

[> Forgot Password](#) [> Request User Account](#)

Specify Entity ID, CorpPass ID and Password, and click **Login** button.



The screenshot displays the CorpPass login interface. At the top left is the CorpPass logo with 'Singapore Corporate Access' and 'BETA' text. At the top right is the Singapore Government logo with the tagline 'Integrity · Service · Excellence' and links for 'FAQ | Feedback | Sitemap'. A red banner across the top contains the text: 'CorpPass Scheduled Maintenance' and 'CorpPass will be undergoing scheduled maintenance from 12am to 8am on 06 Nov 2016, and will not be available during this period. We apologise for any inconvenience caused. Thank you for your patience and understanding.' Below the banner, the heading 'Log in with CorpPass' is centered. There are three input fields: the first contains '287702034M', the second contains 'ALICETAN', and the third contains masked characters '.....|'. Each field has a red information icon to its right. Below the fields is a checkbox labeled 'Remember Entity ID' with a red information icon. A link 'Forgot Entity / CorpPass ID or Password' is positioned below the checkbox. At the bottom, there are two buttons: a 'Cancel' button and a blue 'Login ▶' button.

If you have set up 2FA using your registered mobile number, a 6-digit Mobile OTP would be automatically sent to your registered mobile number. Else, click 'Get OTP via SMS'. Next, enter the 6-digit Mobile OTP sent to your registered mobile number and click **Submit** button.

! The One-Time Password (OTP) has been sent to you. Enter the new OTP.

Via SMS

Via SMS

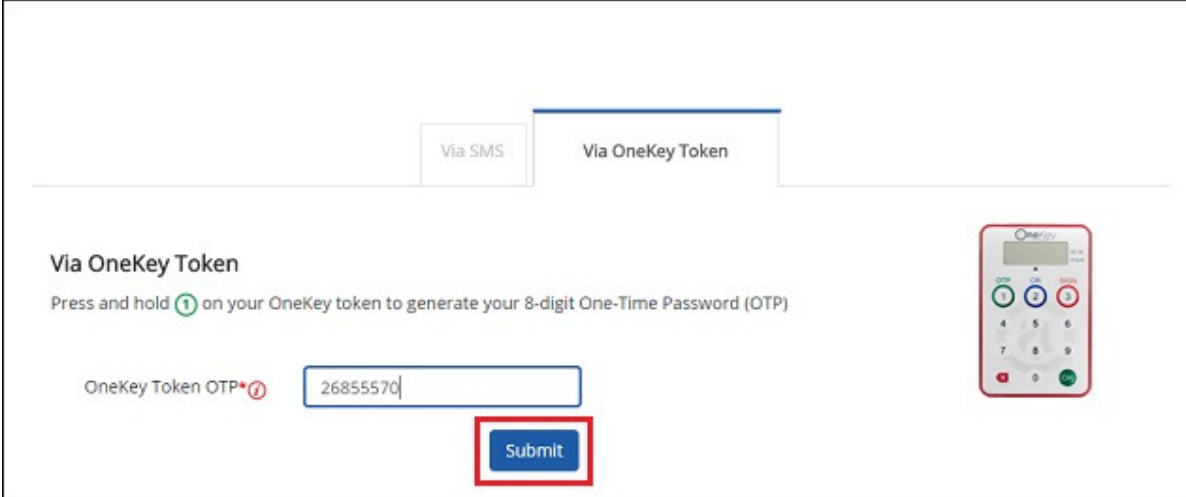
Click the button below to get your 6-digit One-Time Password(OTP) via SMS

Get OTP via SMS

Mobile OTP*

Submit

Alternatively, you may log in using OneKey token by clicking the 'Via OneKey Token' tab. Key in the 8-digit OTP generated by your OneKey token and click **Submit** button.



The screenshot shows a login interface with two tabs: 'Via SMS' and 'Via OneKey Token'. The 'Via OneKey Token' tab is selected. Below the tabs, the text reads 'Via OneKey Token' and 'Press and hold 1 on your OneKey token to generate your 8-digit One-Time Password (OTP)'. To the right is an image of a OneKey token device. Below the text, there is a text input field labeled 'OneKey Token OTP*' containing the value '26855570'. A red box highlights the 'Submit' button below the input field.

3

Perform a one-time activation of CorpPass in LicenceOne



Activation of CorpPass in LicenceOne is only applicable for entity with existing corporate transactions in LicenceOne made through SingPass or LicenceOne ID.

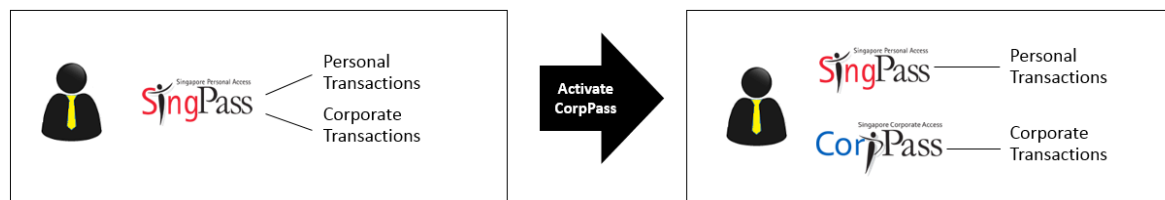
After successful login with CorpPass, you will be required to perform a one-time CorpPass activation in LicenceOne. Provide your correspondence email and verify your corporate records in LicenceOne before proceeding with the activation.

[Read more](#)

7. CorpPass in LicenceOne
8. One-time activation of CorpPass in LicenceOne
9. Business Entity & UEN

8. One-time activation of CorpPass in LicenceOne

With the introduction of CorpPass in LicenceOne, CorpPass will eventually replace SingPass or LicenceOne ID for corporate transactions. SingPass and LicenceOne ID will remain available to support personal transactions by individuals.



Business entities can now opt to activate CorpPass as the only choice of login method on LicenceOne, upon which they will no longer be able to use their personal SingPass or LicenceOne ID. This encourages entities to start segregating login IDs used for corporate and personal transactions, and enjoy the benefits of CorpPass enhancing personal privacy and protecting sensitive business information.

After successful login with CorpPass, you will be required to perform a one-time activation in LicenceOne. Provide your correspondence email and verify your corporate records in LicenceOne before proceeding with the activation.

One-time Activation of CorpPass in LicenceOne

You have logged in using CorpPass for this entity.

UEN : 287702034M

Name of Company/Business : PLASTIC INDUSTRY PTE. LTD.

Company Type : ACRA - COMPANY - PRIVATE COMPANY LIMITED BY SHARES

Company Status : LIVE COMPANY

Registered Office Address : 73, WOODLANDS, 088308

Correspondence Email * :

Note: Confirmation on CorpPass Activation will be sent to this email address.

Licence Application

Application Number	Application Type	Applicant	Licence Name	Application Status	Submission Date	Submitted By
C1510000979	New	Brett Carter	PUB - Written Approval for the Discharge of Trade Effluent Into the Public Sewer	Pending Agency Action	1 Feb 2015	
C1510000980	New	Brett Carter	PUB - Written Approval for the Discharge of Trade Effluent Into the Public Sewer	Draft	1 Feb 2015	
C1510000981	New	Brett Carter	PUB - Written Approval for the Discharge of Trade Effluent Into the Public Sewer	Pending Agency Action	1 Feb 2015	
C1510000982	New	Brett Carter	PUB - Written Approval for the Discharge of Trade Effluent Into the Public Sewer	Pending Agency Action	1 Feb 2015	
C1510002165	New	Cornelius Graves	MINLAW - Pawnbroker's Licence	Completed	24 Feb 2015	

Showing 1 to 5 of 5,783 entries

First Previous **1** 2 3 4 5 ... 1157 Next Last

Please click "**Proceed to Activate**" to use CorpPass in LicenceOne. Please click "**Not Now**" if you do not wish to activate CorpPass yet and you will be directed to logout.

Please refer to our online [Help](#) on how to perform CorpPass Activation in LicenceOne.

Proceed to Activate

Not Now

Click **Proceed to Activate** button.

One-time Activation of CorpPass in LicenceOne - Confirmation

Once CorpPass is activated, both SingPass and LicenceOne ID are no longer available for corporate transactions.

[Proceed to Activate](#) [Cancel](#)

After successful activation, an email confirmation, summarising records available in LicenceOne, will be sent to the correspondence email indicated. The applicant/filer of each respective record in LicenceOne will also receive notification of the user's activation of CorpPass.

You are now ready to transact with LicenceOne!

MY PORTFOLIO LICENCE APPLICATION ▾ GUIDELINES ABOUT US INFO SEARCH (🔔) UEN6 DIRECTOR ▾ LOGOUT

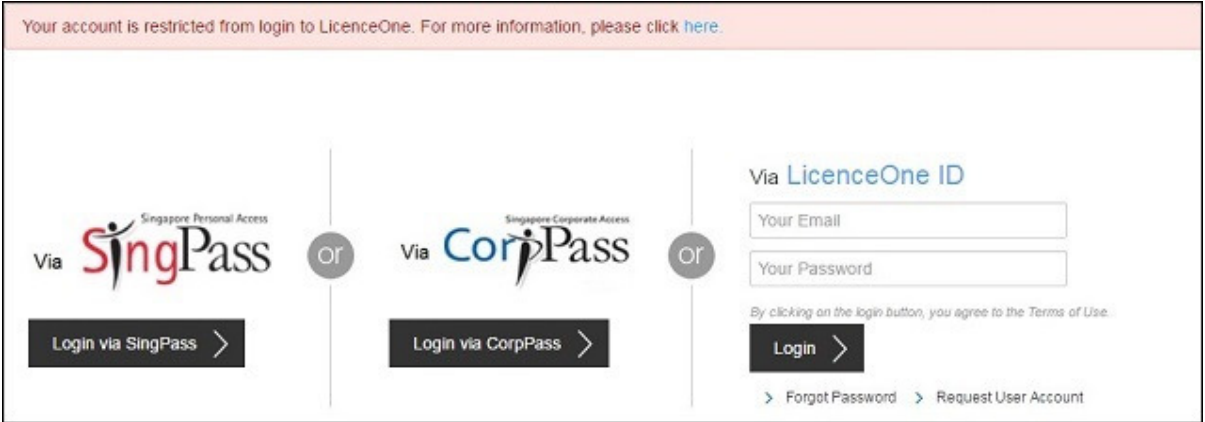
All Items Applications Licences Request for Action Correspondences Payments Managed Returns

All Items

Select Type ▾ Select Agency ▾ Search > ⚙️ Advanced ▾

Date ▾	Information Type ▾	Agency ▾	Details ▾	Action
15 Aug 2016 11:02:33	Application	Ministry of Manpower	Your application has been approved.(T1610001556)	View

Total 1 Records 1

7. CorpPass in LicenceOne	9. Business Entity & UEN
8. One-time activation of CorpPass in LicenceOne	
9. Business Entity & UEN	<p>Foreign or Local Business Entities require a Unique Entity Number (UEN) to transact in LicenceOne. An entity may obtain a UEN by registering itself with an appropriate UEN Issuance agency as listed in www.uen.gov.sg, under the link "Who will issue UEN to me?"</p> <p>Without a valid UEN, the system will automatically sign you out.</p>
	<div data-bbox="489 446 1686 865"><p>Your account is restricted from login to LicenceOne. For more information, please click here.</p><p>The screenshot shows a login interface with three main options: 'Via SingPass' (Singapore Personal Access), 'Via CorpPass' (Singapore Corporate Access), and 'Via LicenceOne ID'. Each option has a corresponding 'Login' button with a right-pointing arrow. The 'Via LicenceOne ID' option includes input fields for 'Your Email' and 'Your Password', and a 'Login' button. Below the input fields, there is a line of text: 'By clicking on the login button, you agree to the Terms of Use.' At the bottom right, there are two links: '> Forgot Password' and '> Request User Account'.</p></div>