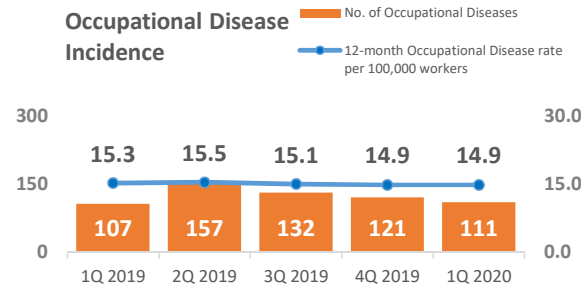
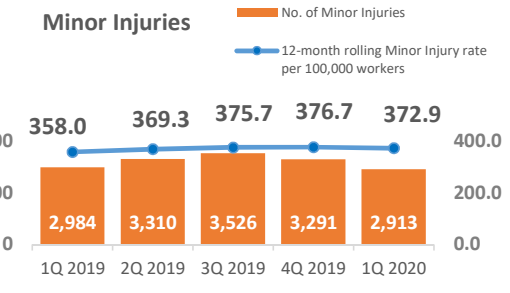
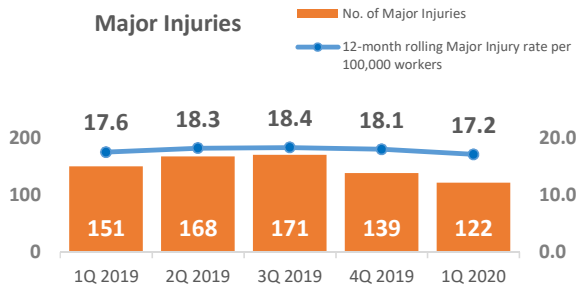
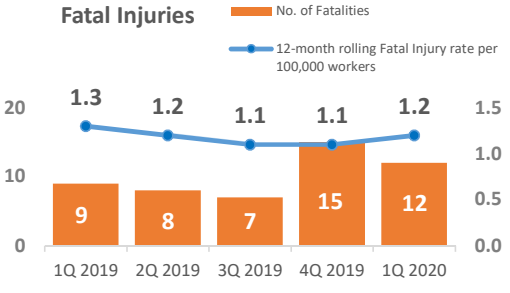


January – March 2020

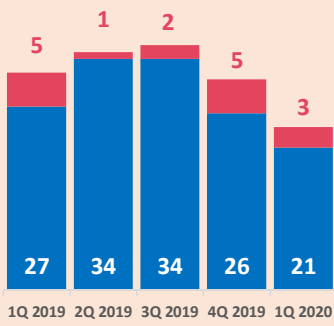
# SINGAPORE WORKPLACE SAFETY & HEALTH REPORT

Fewer injuries and occupational diseases in 1Q 2020 compared to 4Q 2019; But more fatalities and occupational disease compared to 1Q 2019

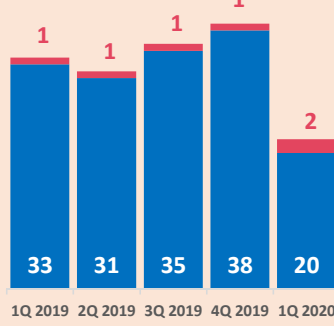


In 1Q 2020, the Construction and Transportation & Storage industries had the highest number of fatal injuries; Construction industry also had highest number of major injuries

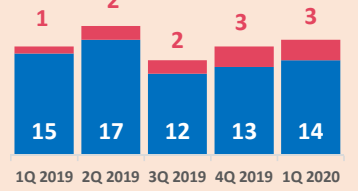
### Construction



### Manufacturing

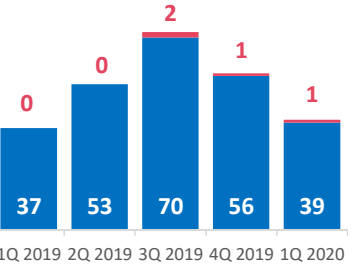


### Transportation & Storage

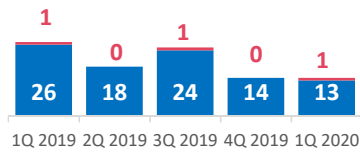


In 1Q 2020, Falls from Height was the top cause of fatal injuries; Slips, Trips & Falls were the top cause of major injuries but has been declining


### Slips, Trips & Falls



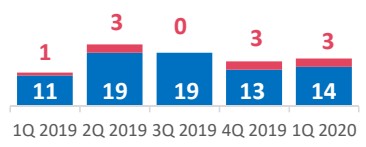
### Machinery Incidents



### Vehicular Incidents



### Falls from Height



Note: 12-Month Rolling Rate =  $\frac{\text{Total No. of Workplace Injuries / Occupational Diseases for Past 12 months}}{\text{No. of Workers at end of period}} \times 100,000$

Note: 2020 figures are preliminary