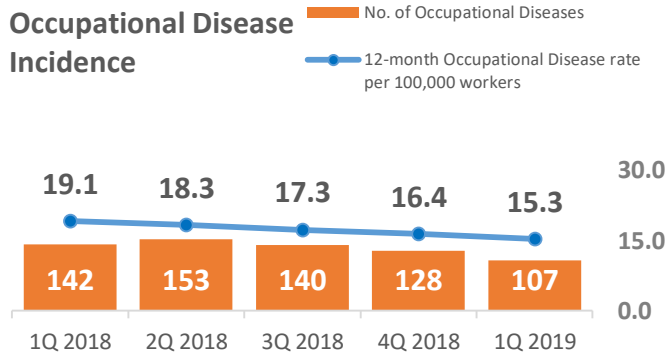
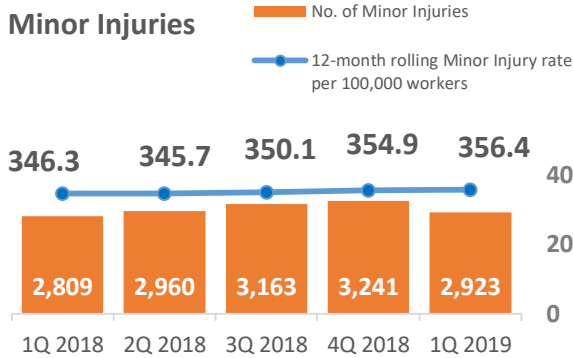
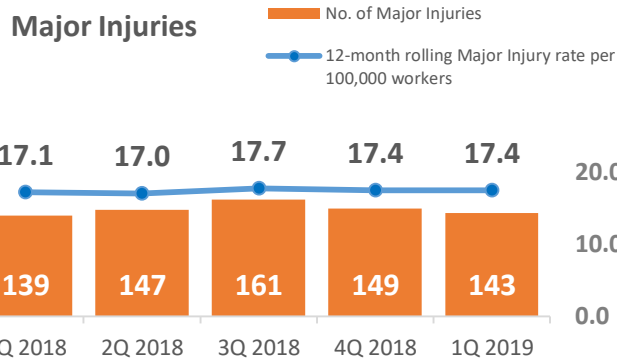
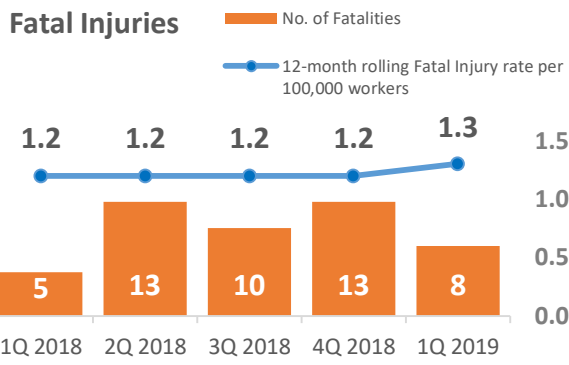


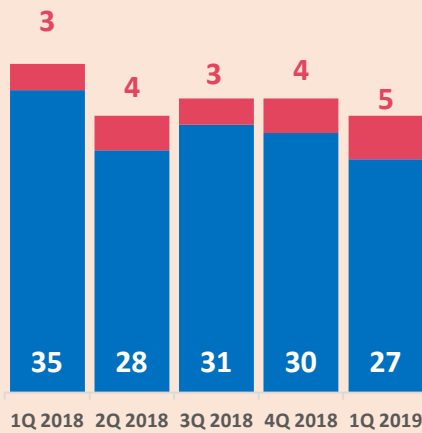
# SINGAPORE WORKPLACE SAFETY & HEALTH REPORT

Fewer injuries and occupational diseases in 1Q 2019 compared to 4Q 2018  
But slightly more injuries than in 1Q 2018

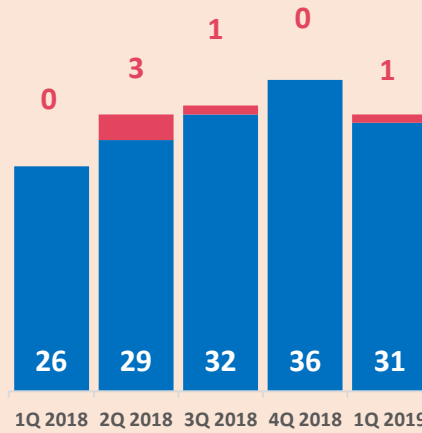


In 1Q 2019, the Construction industry had the highest number of fatal injuries; Manufacturing had the highest number of major injuries

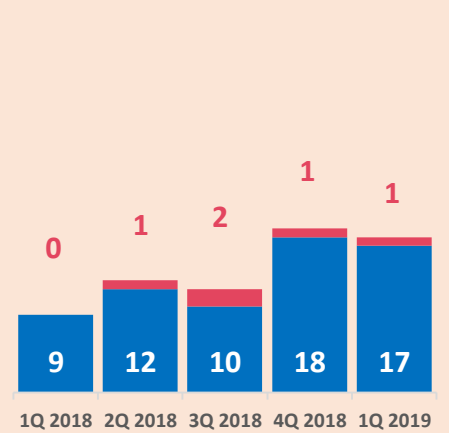
## Construction



## Manufacturing

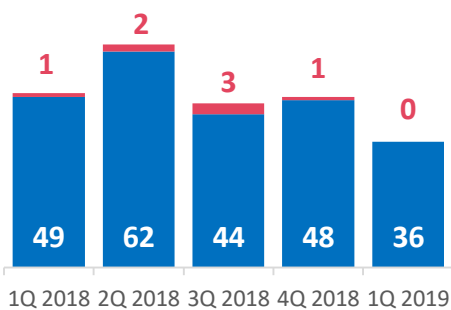


## Transportation & Storage




In 1Q 2019, Falls from Height and Vehicular Incidents were the top causes of fatal injuries; Slips, Trips & Falls was the top cause of major injuries


### Slips, Trips & Falls




### Machinery Incidents



### Vehicular Incidents



### Falls from Height



Note: 12-Month Rolling Rate =  $\frac{\text{Total No. of Workplace Injuries / Occupational Diseases for Past 12 months}}{\text{No. of Workers at end of period}} \times 100,000$

Note: 2019 figures are preliminary