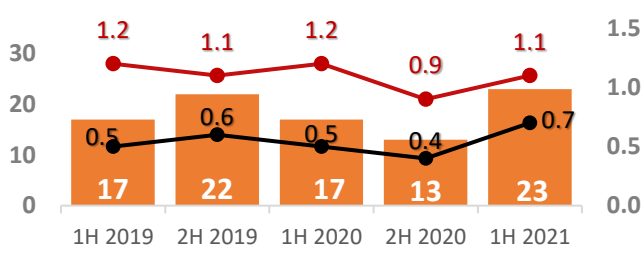


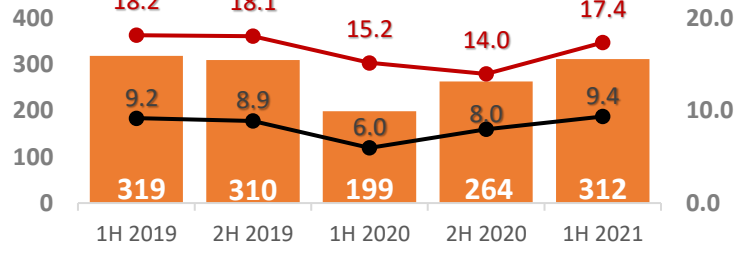
SINGAPORE WORKPLACE SAFETY & HEALTH REPORT

Workplace injuries in 1H 2021 comparable to pre-Covid levels.

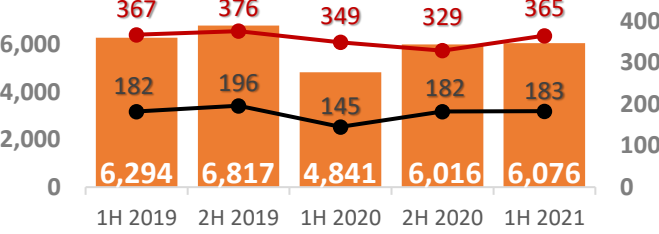
Fatal Injuries
 No. of Fatal Injuries
 12-month rolling injury rate (per 100,000 workers)
 6-month injury rate (per 100,000 workers)



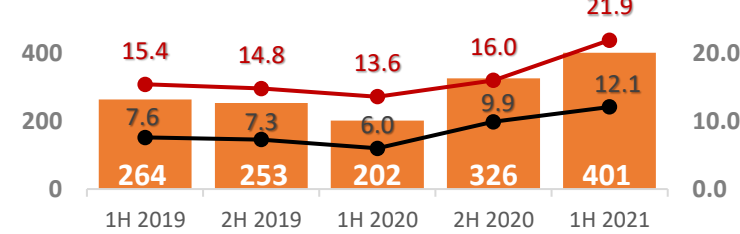
Major Injuries
 No. of Major Injuries
 12-month rolling injury rate (per 100,000 workers)
 6-month injury rate (per 100,000 workers)



Minor Injuries
 No. of Minor Injuries
 12-month rolling injury rate (per 100,000 workers)
 6-month injury rate (per 100,000 workers)

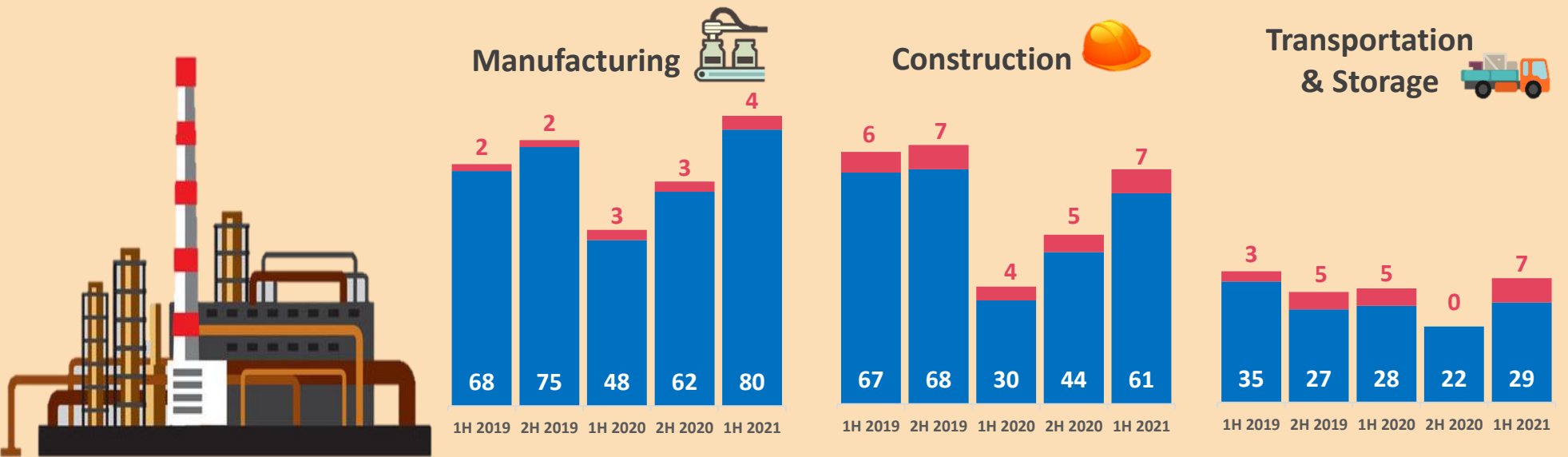


Occupational Disease Incidence
 No. of Occupational Diseases
 12-month rolling incidence rate (per 100,000 workers)
 6-month incidence rate (per 100,000 workers)



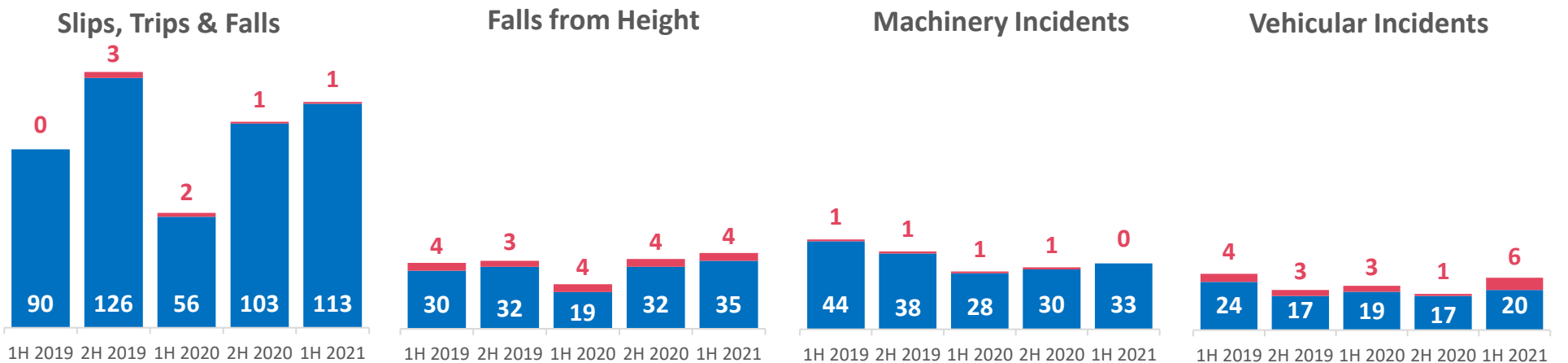
Manufacturing, Construction and Transportation & Storage remained the top 3 sectors/industries with the most number of fatal and major injuries in 1H 2021.

Fatal Injuries
 Major Injuries



Slips, Trips & Falls remained the top cause of major injuries in 1H 2021.

Fatal Injuries
 Major Injuries



Notes:

[1] 12-Month Rolling Rate = $\frac{\text{Total No. of Workplace Injuries / Occupational Diseases for Past 12 months}}{\text{No. of Workers at end of period}} \times 100,000$

[2] 2021 figures are preliminary

[3] The breakdown for injury numbers by sector/industry follows the Singapore Standard Industrial Classification (2015) Version 2018