

Annex D

About the Safety Compliance Assistance Visit (SCAV)

The SCAV is a new, innovative capability building and intervention tool initiated by the National WAH Taskforce. It involves safety professionals who will visit smaller workplaces across the island to reach out, engage and educate industry players on WAH issues. Such workplaces will benefit most from practical assistance to build capability for better WAH management and to implement the Fall Protection Plan. Workplaces found to have WAH concerns will be given time to make improvements before a second visit by MOM inspectors.

Objective of SCAV

2 The objectives of SCAVs are to:

- Provide on-site safety educational training to supervisors and workers;
- Create awareness of WAH safety by disseminating educational materials, and site demonstration;
- Enhance the standards of WAH-related safety conditions and practices by identifying safety lapses and offering professional advice.

Elements of SCAV

3 The programme involves roving engagement teams in special WAH safety vans. The SCAV would be conducted by certified and qualified WSH Professionals. It will target mainly site supervisors but will also include demonstrations for workers.

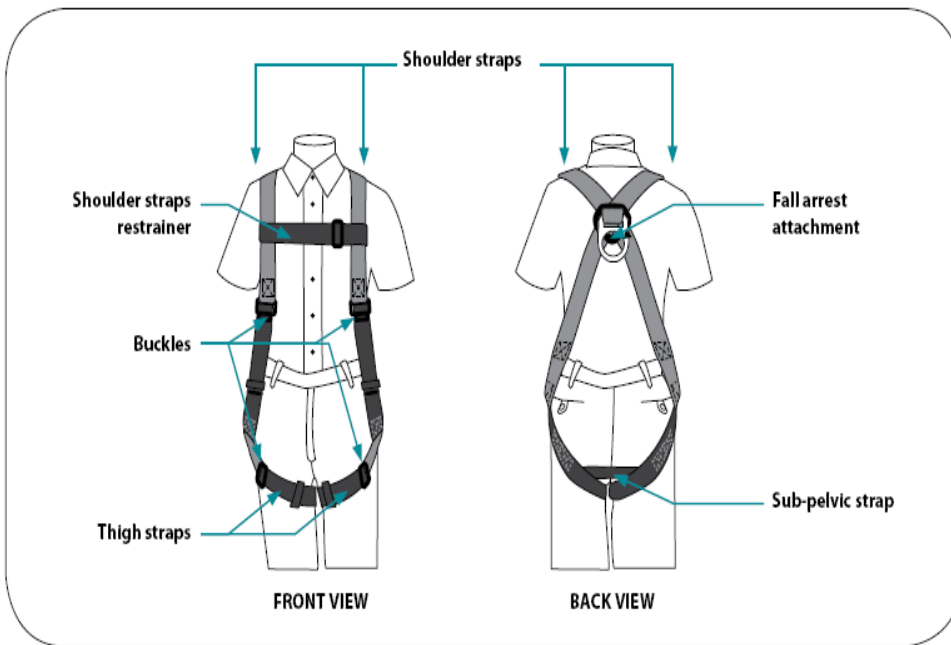
4 The on-site activities include:


- Conduct site inspections and observations pertaining to any WAH activities
- Demonstration on proper usage and maintenance of personal fall protection equipment (e.g. wearing and anchoring) through a 'show and tell' approach




Training for Workers Using Individual Fall Arrest Systems

- 5 SCAV will train workers on the use of individual fall arrest systems, including:
- The correct fitting and attachment of safety harnesses;
 - The dangers of using incompatible hardware;
 - The inspection, maintenance and storage of equipment;
 - The correct anchorage, installation and use of the system; and
 - Emergency rescue procedures.

Components of a Personal Fall arrest system







	Item	Purpose
1	<p>Body Harness</p> 	<ul style="list-style-type: none"> • Full Body Harness provides a connection point on the worker for the personal fall arrest system • A fall arrest harness is an assembly of interconnected shoulder and leg straps with or without a body belt designed to spread the load over the body and to prevent the wearer from falling out of the assembly.

	Item	Purpose
2	Lanyards (connectors 	<ul style="list-style-type: none"> Connectors are devices used to connect the workers' full body harness to the anchorage system (e.g. shock absorbing lanyards, self retracting lifelines)
3	Anchorages 	<ul style="list-style-type: none"> Anchorage refers to a secure point of attachment (structure) for the fall arrest system
4	Rescue system 	<ul style="list-style-type: none"> Rescue and Retrieval of a fallen worker is a required component of any Fall Protection Plan

Promotional and Educational materials in the WAH kit

6 Materials given out to the workplaces during the SCAV include the following:

	Items	Purpose
1	Supervisor's Guidebook 	<u>Supervisor's Guidebook</u> <ul style="list-style-type: none"> The Supervisor's Guidebook highlights the roles and responsibilities of supervisors in workplace safety. It flags out areas that require special attention while working at height as well as elaborates on possible fall prevention measures that can be undertaken while at the worksite.

	Items	Purpose
2	<p>Worker's Safety Handbook</p> 	<p><u>Worker's Safety Handbook</u></p> <ul style="list-style-type: none"> • The Worker's Safety Handbook is an illustrated booklet that captures the Dos and Don'ts when working at height. • This handy booklet serves as a reminder for workers on the good practices relevant to various common work activities that might expose them to the risk of falling from height.
3		<p><u>Work At Height Poster and Catalogue</u></p> <ul style="list-style-type: none"> • This Work at Height poster highlights common safe work procedures that should be observed while working at height. The accompanying poster catalogue showcases a series of existing posters related to work at height.
4		<p><u>Work At Height Stickers</u></p> <ul style="list-style-type: none"> • This series of stickers focuses on safety messages to take note of while working at height. • Place these stickers at strategic locations at your workplace to remind workers of potential fall hazards. <p><u>WSH Videos and Animation Compilation DVD</u></p> <ul style="list-style-type: none"> • This DVD is a compilation of videos and animations focused on the importance of safety when working at height and other workplace hazards. It also features real life stories and accident case studies of workers whose lives were dramatically changed, as a result of workplace accidents. A short video clip on falling from heights demonstrated using a dummy drop is also included.

Photos of the SCAV van

