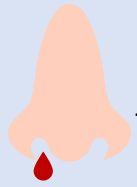


SELF-SWAB INSTRUCTIONS

FOR QUIDEL QUICKVUE ANTIGEN RAPID TEST



DO NOT PROCEED IF:



Nosebleed in the past **24 hours**



Nasal surgery in the last **4 weeks**



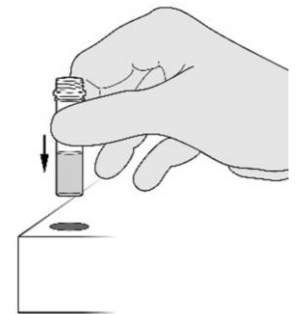
Facial injury in the last **8 weeks**

SWABBING PROCEDURE

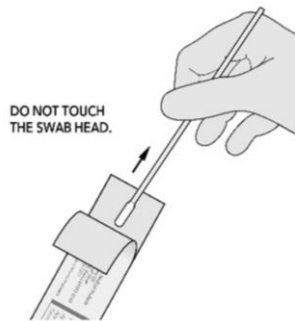
- 1** Please clean your hands before starting the test.



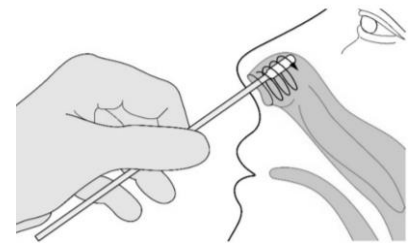
- 2** Remove cap from one pre-filled tube and place back in the tube holder.



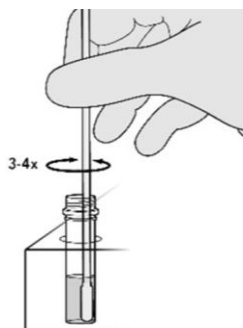
- 3** Peel open the wrapper from the nasal swab.



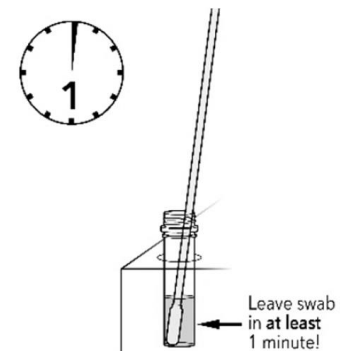
- 4** Insert swab into the nostril (~1.5cm to 2cm). Rub the swab around the inside wall of each nostril at least **4 times**. Take 15 seconds to collect sample.



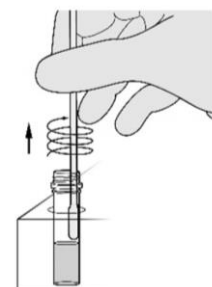
- 5** Immediately place swab into the open pre-filled tube, touching the bottom of the tube. **Stir or twirl swab 3 or 4 times.**



- 6** Leave the swab in the tube for **at least a minute.**



- 7** Rub the swab head against the wall of the tube to squeeze out as much liquid as possible when extracting the swab. Do not touch the swab head. **Dispose swab into the biohazard bag.**

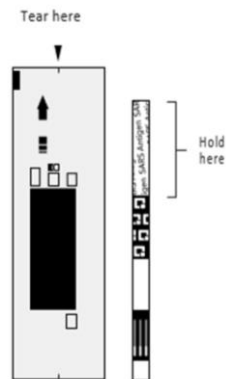


SELF-SWAB INSTRUCTIONS

FOR QUIDEL QUICKVUE ANTIGEN RAPID TEST

SWABBING PROCEDURE

- 8 Prepare test strip by opening the strip pouch at the tear here mark. Remove the test strip carefully and **only hold the top portion of the strip**.

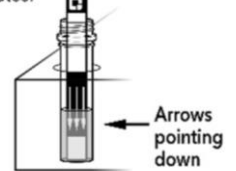


- 9 Place test strip into the open pre-filled tube with the arrows pointing down.



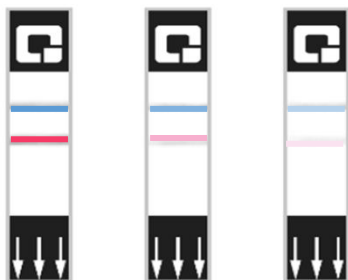
Leave strip in at least 10 minutes!

- 10 Wait for 10mins before checking the results on the test strip.



- 11 The test strip must be read within 5 minutes after being removed from the pre-filled tube to avoid inaccurate results. Please keep the test strip on a flat surface during this time.

Positive Result



Negative Result



Invalid Result



- The appearance of ANY shade of pink-to-red Test Line AND the appearance of a blue procedural Control Line indicates a **positive test result**.
- The appearance of ONLY the blue procedural Control Line indicates a **negative test result**.
- If the blue Control Line does not appear even if any shade of pink-to-red Test Line appears OR if the background color does not clear and interferes with the reading of the test, **the result is invalid**. Please repeat the test on another test kit.



If tested positive or invalid twice, please inform the hotel duty manager immediately to seek medical attention for further evaluation and confirmatory testing.

- 12 Clean your hands after the test.

