6 MILESTONES FOR SAFE RETURN TO WORK

(Updated 7 July 2020)

TO GET TO ACCESSCODE GREEN MORE QUICKLY, YOU CAN DO STEPS 4, 5 AND 6 EVEN BEFORE STEP 3 IS REACHED



- Implement Safe Living Measures at dorm
  E.g. No inter-mixing, Safe Distancing Measures
- Implement staggered pick-up / drop-off times with employers from different companies
- Update MOM on the latest Dorm Nominal Roll

Actions Completed By Dorm Operator

AccessCode Red



- Employer can check indicative forecast of dorm / block clearance on MOM's Website

Actions Completed By Employer

- Apply for approval from Sector Leads
  E.g. BCA
- Update workers' residence in OFWAS (Ensure it matches with Dorm Operators' Nominal Roll)
- Make transport arrangements with Dorm Operator

Actions Completed By Worker

All Dorm Residents must:

- Download and register FWMOMCare, TraceTogether and SGWorkPass
- Report health status and address daily in FWMOMCare (Scan Safe@Home QR Code)

AccessCode Green

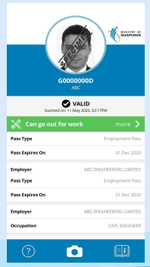

Uncleared Dorm / Block



Testing Till Dorm / Block Is Cleared

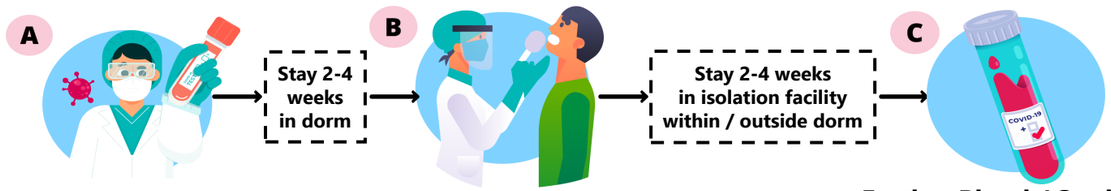

After Blood Test
(Only for dorms with high infection rates)

After Swab Test

Further Blood / Swab Test (s) Till Worker is COVID-Cleared

Dorm / Block Declared COVID-cleared

- Swab Test Negative or Recovered workers will reside in COVID-Cleared Dorm / Block

For the latest updates on status of cleared dormitories visit MOM's website:

MINISTRY OF MANPOWER