

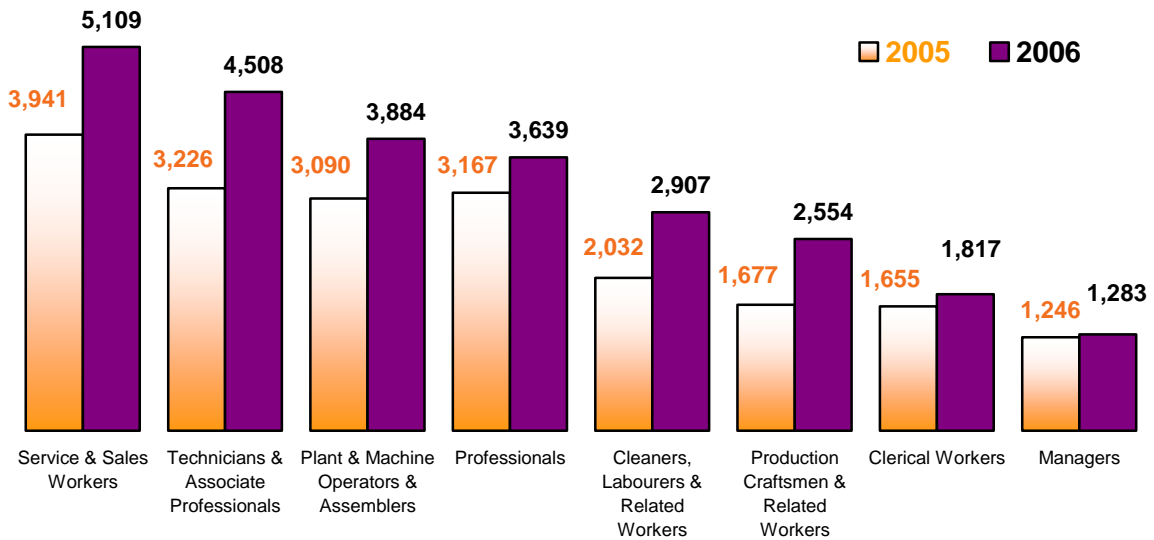
JOBS IN DEMAND, 2006



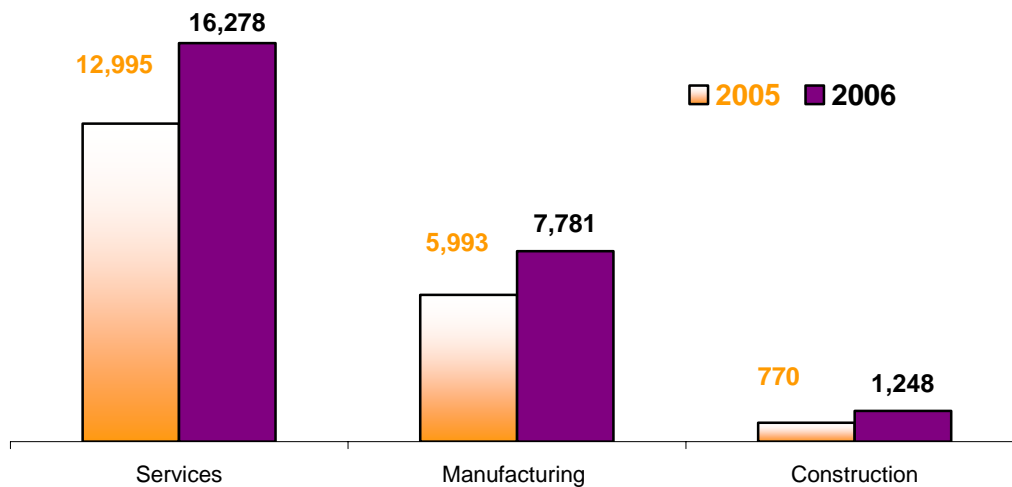
Manpower Research and Statistics Department *December 2006*

Private sector establishments each employing at least 25 employees reported some 25,700 job openings in September 2006. This is 28% higher than 20,100 in the same period last year. A breakdown of the job vacancies by occupation, industry and minimum qualification required as well as the top 10 occupations within each of these groups are summarized below¹.

JOB VACANCIES BY OCCUPATION

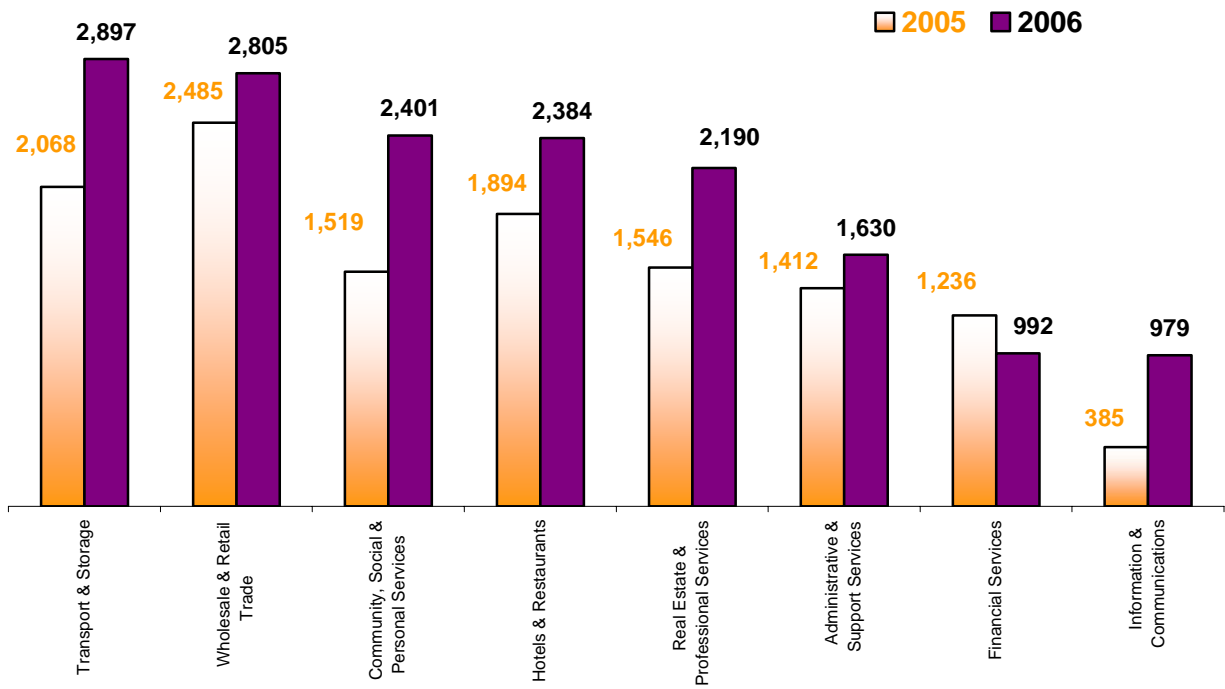


BY INDUSTRY

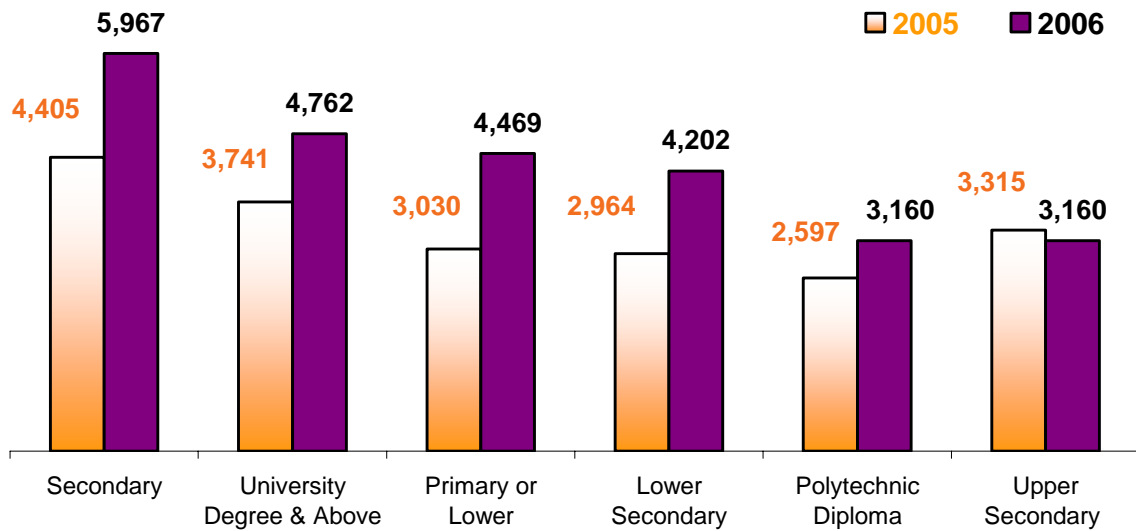


¹ The breakdown is based on preliminary results for the Job Vacancy Survey, 2006 conducted by the Manpower Research and Statistics Department, MOM.

Among Services....



BY MINIMUM QUALIFICATION REQUIRED



Source : Job Vacancy Survey, Sep 2006

TOP 10* PRIVATE SECTOR OCCUPATIONS, SEPTEMBER 2006
BY MAJOR OCCUPATIONAL GROUP

OCCUPATIONAL GROUP	NO. OF JOB VACANCIES^P
MANAGERS	1,283
Budgeting And Financial Accounting Manager	235
Marketing Manager	116
Business Development Manager	99
Sales Manager	76
Operations Manager	68
Personnel /Human Resource Manager	65
Customer Service Manager	63
Building And Construction Project Manager	46
Administration Manager	33
Restaurant And Other Catering Services Manager	33
PROFESSIONALS	3,639
Software Engineer	330
Electronics Engineer	238
Semi-Conductor Engineer	237
Mechanical Engineer	211
University Lecturer	152
Systems Designer And Analyst	133
Accountant	127
Production Engineer	126
Quantity Surveyor	104
Computer Engineer	100
TECHNICIANS & ASSOCIATE PROFESSIONALS	4,508
Management Executive	716
Electronics Engineering Technician	407
Sales And Marketing Executive	310
Sales Representative (Technical)	158
Mechanical Engineering Technician	145
Operations Executive (Including Warehousing And Shipping Executive)	120
Personnel /Human Resource Officer	110
Professional Nurse	107
Assistant Accountant	106
Electrical Engineering Technician	96
CLERICAL WORKERS	1,817
Receptionists And Information Clerk	592
Administrative Clerk	447
Accounting And Finance Clerk	249
Cashiers And Ticket Clerk	162
Stock Clerk	141
Secretary	44
Production Clerk	40
Travel Agency And Related Clerk	39
Tellers And Other Counter Clerk	28

p : preliminary

*Some detailed occupations within the top 10 are not listed to maintain confidentiality of information provided by respondents.

OCCUPATIONAL GROUP	NO. OF JOB VACANCIES ^p
Clerical Supervisor	24
SERVICE & SALES WORKERS	5,109
Waiter	1,142
Private Security Guard	1,026
Shop Sales Assistant	926
Cook	286
Captain /Waiter Supervisor	168
Beautician	158
Sales Supervisor	105
Housekeeper	103
Masseur (Non-medical)	79
Hair Stylist /Hairdresser	76
PRODUCTION CRAFTSMEN & RELATED WORKERS	2,554
Welder	505
Pipe Fitter	262
Aircraft Engine Mechanic	210
Machinery Mechanic	173
Supervisor And General Foreman (Building Trades)	121
Motor Vehicle Mechanic	116
Electrician	106
Scaffolder	91
Machinery Fitter	74
Structural Steel And Ship Painter	70
PLANT & MACHINE OPERATORS & ASSEMBLERS	3,884
Electronic Equipment /Component Assembler	1,019
Trailer-Truck Driver	774
Machine-Tool Setter-Operator	480
Electrical /Electronic Products Quality Checker And Tester	208
Plastic Products Machine Operator	181
Lorry Driver	120
Driving Instructor And Tester	94
Sewing And Embroidering Machine Operator	93
Metal Finishing, Plating And Coat Machine Operator	83
Bus Driver	83
CLEANERS, LABOURERS & RELATED WORKERS	2,907
Cleaner (Industrial Establishment)	370
Construction Labourer	352
Restaurant Kitchen Assistant	325
Material And Freight Handling Worker	288
Office Cleaner	257
Ship And Ship Tank Cleaner	226
Hospital Attendant	214
Park And Garden Maintenance Worker	100
Store Hand	80
Cleaner Supervisor	79

p : preliminary

*Some detailed occupations within the top 10 are not listed to maintain confidentiality of information provided by respondents.

TOP 10* PRIVATE SECTOR OCCUPATIONS, SEPTEMBER 2006
BY MAJOR SECTOR

SECTOR	NO. OF JOB VACANCIES ^P
MANUFACTURING	7,781
Electronic Equipment /Component Assembler	1,014
Welder	474
Machine-Tool Setter-Operator	465
Electronics Engineering Technician	394
Pipe Fitter	249
Semi-Conductor Engineer	236
Management Executive	207
Aircraft Engine Mechanic	205
Electronics Engineer	202
Plastic Product Machine Operator	181
CONSTRUCTION	1,248
Construction Labourer	337
Supervisor And General Foreman (Building Trades)	59
Quantity Surveyor	58
Park And Garden Maintenance Worker	54
Scaffolder	50
Ship And Ship Tank Cleaner	50
Electrician	40
Cleaner (Industrial Establishment)	30
Administrative Clerk	28
Building Construction Engineer	23
WHOLESALE & RETAIL TRADE	2,805
Shop Sales Assistant	870
Sales And Marketing Executive	103
Sales Supervisor	79
Cashiers And Ticket Clerk	72
Sales Representative (Technical)	65
Software Engineer	64
Administrative Clerk	60
Beautician	55
Receptionist And Information Clerk	54
Accounting And Finance Clerk	53
TRANSPORT & STORAGE	2,897
Trailer-Truck Driver	721
Management Executive	155
Receptionist And Information Clerk	114
Material And Freight Handling Worker	97
Ship And Ship Tank Cleaner	90
Driving Instructor And Tester	80
Bus Driver	74
Stock Clerk	60
Structural Steel And Ship Painter	50

p : preliminary

*Some detailed occupations within the top 10 are not listed to maintain confidentiality of information provided by respondents.

SECTOR	NO. OF JOB VACANCIES ^p
Administrative Clerk	42
HOTELS & RESTAURANTS	2,384
Waiter	1,031
Restaurant Kitchen Assistant	316
Cook	221
Captain /Waiter Supervisor	160
Housekeepers	80
Receptionists And Information Clerk	56
Room Steward /Chambermaid	52
Management Executive	37
Restaurant And Other Catering Services Manager	33
Bar /Lounge Hostess	33
INFORMATION & COMMUNICATIONS	979
Software Engineer	143
Receptionists And Information Clerk	63
Systems Designer And Analyst	61
Electrical /Electronic Products Quality Checker And Tester	45
Sales And Marketing Executive	39
Computer Engineer	38
Computer Technician	35
Budgeting And Financial Accounting Manager	27
Network Systems And Data Communication Analyst	25
Administrative Clerk	23
FINANCIAL SERVICES	992
Budgeting And Financial Accounting Manager	54
Financial Analyst	54
Bank Officer	46
Management Executive	42
Fund Manager	40
Administrative Clerk	34
Cashiers And Ticket Clerk	30
Business Development Manager	29
Customer Service Manager	27
Operations Manager (Finance)	25
REAL ESTATE & PROFESSIONAL SERVICES	2,190
Office Cleaner	149
Cleaner (Industrial Establishment)	88
Budgeting And Financial Accounting Manager	85
Real Estate Agent	82
Private Security Guard	71
Auditor (Accounting)	52
Management Executive	48
Administrative Clerk	45
Software Engineer	43
Database Administrator	41

p : preliminary

*Some detailed occupations within the top 10 are not listed to maintain confidentiality of information provided by respondents.

SECTOR	NO. OF JOB VACANCIES ^p
ADMINISTRATIVE & SUPPORT SERVICES	1,630
Private Security Guard	874
Material And Freight Handling Worker	100
Office Cleaner	76
Trailer-Truck Driver	53
Cleaner (Industrial Establishment)	42
Travel Agency And Related Clerk	34
Park And Garden Maintenance Worker	28
Dish Washer	25
Administrative Clerk	17
Industrial Relations Officer	15
COMMUNITY, SOCIAL & PERSONAL SERVICES	2,401
Receptionists And Information Clerk	214
Hospital Attendant	194
University Lecturer	152
Management Executive	150
Professional Nurse	107
Beautician	103
Hair Stylist /Hairdresser	75
Masseur (Non-medical)	75
Administrative Clerk	68
General Physician	63

p : preliminary

*Some detailed occupations within the top 10 are not listed to maintain confidentiality of information provided by respondents.

TOP 10* PRIVATE SECTOR OCCUPATIONS, SEPTEMBER 2006
BY MINIMUM QUALIFICATION REQUIRED

MINIMUM QUALIFICATION REQUIRED	NO. OF JOB VACANCIES^P
UNIVERSITY DEGREE AND ABOVE	4,762
Management Executive	365
Software Engineer	274
Semi-Conductor Engineer	234
Electronics Engineer	208
Budgeting And Financial Accounting Manager	200
University Lecturer	152
Mechanical Engineer	145
Systems Designer And Analyst	121
Marketing Manager	94
Production Engineer	89
POLYTECHNIC DIPLOMA	3,160
Management Executive	318
Sales And Marketing Executive	193
Operations Executive (Including Warehousing And Shipping Executive)	95
Sales Representative (Technical)	86
Quantity Surveyor	84
Mechanical Engineering Technician	73
Accounting And Finance Clerk	62
Electrical Engineering Technician	60
Administrative Clerk	59
Assistant Accountant	58
UPPER SECONDARY OR EQUIVALENT	3,160
Electronics Engineering Technician	365
Aircraft Engine Mechanic	168
Machine-Tool Setter-Operator	151
Administrative Clerk	128
Motor Vehicle Mechanic	79
Electrical /Electronic Products Quality Checker And Tester	78
Machinery Mechanic	70
Accounting And Finance Clerk	68
Receptionists And Information Clerk	62
Mechanical Engineering Technician	61
SECONDARY OR EQUIVALENT	5,967
Electronic Equipment /Component Assembler	685
Waiter	669
Shop Sales Assistant	419
Receptionists And Information Clerk	413
Administrative Clerk	225
Private Security Guard	195
Hospital Attendant	148
Welder	130
Accounting And Finance Clerk	105

p : preliminary

*Some detailed occupations within the top 10 are not listed to maintain confidentiality of information provided by respondents.

MINIMUM QUALIFICATION REQUIRED	NO. OF JOB VACANCIES^p
Cook	96
LOWER SECONDARY OR EQUIVALENT	4,202
Private Security Guard	675
Waiter	375
Electronic Equipment /Component Assembler	316
Shop Sales Assistant	284
Restaurant Kitchen Assistant	222
Construction Labourer	180
Machine-Tool Setter-Operator	141
Cook	102
Welder	96
Cashiers And Ticket Clerk	92
PRIMARY OR LOWER	4,469
Trailer-Truck Driver	738
Cleaner (Industrial Establishment)	322
Office Cleaner	235
Welder	233
Pipe Fitter	178
Material And Freight Handling Worker	166
Private Security Guard	156
Shop Sales Assistant	154
Ship And Ship Tank Cleaner	151
Construction Labourer	136

p : preliminary

*Some detailed occupations within the top 10 are not listed to maintain confidentiality of information provided by respondents.

Explanatory Notes

Job Vacancies

Source

Job Vacancy Survey

Coverage

The Job Vacancy Survey covers private sector establishments each with at least 25 employees.

Concepts and Definitions

Job Vacancy

This refers to the number of unfilled job openings for which firms are actively recruiting employees from outside the establishment. It excludes:

- Positions for which the employees have been appointed, but have not yet commenced duty;
- Positions open only to internal transfers, promotions, etc.

Recruitment action to fill a post includes advertising in newspapers, posting notices on Internet (e.g. online job banks), making 'word of mouth announcements', soliciting employees through employment agencies or job fairs, contacting or interviewing registered job applicants.

Occupation

The classification of occupations is based on the Singapore Standard Occupational Classification (SSOC), 2005.

Industry

The classification of industries is based on the Singapore Standard Industrial Classification (SSIC), 2005. Data for 2005 have been revised based on this classification.

Minimum Qualification Required

The classification of the minimum qualification required is based on the Singapore Standard Educational Classification (SSEC), 2000. The levels of minimum qualification required are categorized into nine broad groups :

- No Qualification/Lower Primary Education
 - Never attended school
 - Attended school but did not obtain Primary School Leaving Examination (PSLE)/Primary School Proficiency Certificate (PSPE) or equivalent.
- Primary Education
 - Passed PSLE/PSPE, Certificate in BEST (Basic Education for Skills Training) 4 or equivalent.
- Lower Secondary Education
 - Did not pass General Certificate of Education (GCE) at 'Normal' or 'Ordinary' Level or their equivalent Certificate in WISE (Worker Improvement through Secondary Education) 1 - 3
 - Basic Vocational Certificates (including ITE Basic Vocational Training).

- Secondary Qualification
 - Obtained at least one pass at GCE ‘Normal’ or ‘Ordinary’ Level or equivalent,
 - Certificate of Competency
 - Technical Certificate at NTC Grade 3 Level or equivalent (e.g. Certificate of Vocational Training, BCA Builder Certificate)
 - Other certificates or qualifications of equivalent standard.

- Upper Secondary Qualification
 - Obtained at least one pass at GCE ‘Advanced’ Level or equivalent
 - National ITE Certificate (NITEC) (previously known as Certificate in Office Skills Technical Certificate at NTC Grade 2 Level or equivalent including Advanced Builder Certificate)
 - Higher NITEC (previously known as Certificate in Business Studies, Industrial Technician Certificate or equivalent including polytechnic certificates)
 - Master NITEC (previously known as Technical Certificate at NTC Grade 1 Level or equivalent)
 - Other advanced certificates (e.g. SIM certificates).

- Polytechnic Diploma
 - Polytechnic Diploma
 - Polytechnic Advanced Diploma including polytechnic advanced/post/specialist/management/graduate diploma
 - Polytechnic Post-diploma Certificate.

- Professional Qualification and other Diploma
 - Qualifications awarded by professional bodies
 - National Institute of Education (NIE) diploma
 - Other diploma qualifications (e.g. SIM diploma).

- Bachelor Degree

- University Postgraduate Qualification
 - Postgraduate Diploma including NIE postgraduate diploma
 - Master
 - Doctorate.

Uses and Limitations

Job vacancies data measure unmet labour demand and serve as a complement to the unemployment rate, which measures unutilised labour supply. It helps to determine during periods of high unemployment, how much of it is due to insufficient aggregate demand (reflected in a low job vacancy rate) as opposed to structural factors e.g. mismatch between the job seekers and the openings available (resulting in high job vacancy rate). The data series also enables users to identify industries and occupations where employers are seeking workers; this can have operational use in improving vocational guidance. The data can also contribute to analysis of business cycle which bears close relationship to job vacancies.

Data on job vacancies can assist in pinpointing emerging labour shortages. To identify labour shortages, trends in vacancy data would have to be evaluated together with other labour market indicators as well as background information on the occupations and factors affecting demand and supply of workers. This is because persistent job vacancies may indicate either real shortages or factors such as low wages, poor working conditions and unrealistic hiring specifications.

COPYRIGHT NOTICE

The data may be reproduced for non-commercial use provided the source is acknowledged; requests for extensive reproduction should be made to :

Director
Manpower Research and Statistics Department
Ministry of Manpower
18 Havelock Road
#06-02
Singapore 059764

Fax : 63171804
Email : mom_rsd@mom.gov.sg

Statistical activities conducted by the Manpower Research and Statistics Department are governed by the provisions of the Statistics Act (1990). The Act guarantees the confidentiality of information collected from individuals and companies. It spells out the legislative authority and responsibility of the Director, Manpower Research and Statistics Department.

Searching High and Low for the Latest Labour Market Statistics?

Manpower Research and Statistics Department

Released on 30 June 2006

Singapore Yearbook of Manpower Statistics, 2006 Report on Wages in Singapore, 2005

Download these publications for free @ <http://www.mom.gov.sg/mrsd/publication>

Singapore Yearbook of Manpower Statistics, 2006

Each day, changes in the labour market impact your industry, organization and work. Stay informed with this latest publication packed with the most comprehensive labour market statistics on the labour force, job vacancies, retrenchments and much more.

Report on Wages in Singapore, 2005

How much would one be paid as an accountant, engineer or nurse? To what extent are employers restructuring their wage systems to make workers' wages more flexible? It's all hearsay until you find out from this comprehensive report.



MINISTRY OF
MANPOWER

Other Statistical Releases

Title	Date of Release
General Labour Market	
• Labour Market, Third Quarter 2006	15/12/2006
• Singapore Yearbook of Manpower Statistics, 2006	30/06/2006
• Manpower Statistics in Brief, 2006	02/06/2006
Manpower Demand	
• Jobs in Demand, 2006	29/12/2006
• Employment Rate in Singapore	05/10/2006
• Retrenchment and Re-employment, 2005	24/04/2006
• Labour Turnover Time Series, 1996 to 2005	03/04/2006
• Job Vacancies, 2005	01/02/2006
• Recent Trends in Employment Creation	20/10/2005
Manpower Supply	
• The Impact of Structured Training on Workers' Employability and Productivity	27/12/2006
• Employer Supported Training, 2005	30/08/2006
• Adult Training, 2005	23/01/2006
• Report on Labour Force in Singapore, 2004	28/01/2005
Employment Conditions	
• Conditions of Employment, 2006	20/12/2006
Wages & Earnings	
• Report on Wages in Singapore, 2005	30/06/2006
• Wage Restructuring Outcome (As at 30 June 2005)	16/02/2006

More releases are available online @
<http://www.mom.gov.sg/mrsd/publication>