

# **USER GUIDE**

**For**

Pressure Vessel eService  
(Authorised Examiner &  
Authorised Examiner Representative)



## Release Log

SN	Revision Number	Release Date	Release Log
1	V1.0	15 Nov 2023	iOSH 2.0 LE PV Release 1

# Pressure Vessel eService (Authorised Examiner & Authorised Examiner Representative)

## Contents

1	Steps to access Pressure Vessel eService .....	4
1.1	Log in Pressure Vessel eService for Individuals .....	4
2	Authorised Examiner & Authorised Examiner Representative .....	6
2.1	Pressure Vessel eService - Dashboard (Authorised Examiner / Authorised Examiner Representative) 6	
2.2	Pressure Vessel eService - Registration (New) .....	35
2.3	Pressure Vessel eService - Re-registration .....	48
2.4	Pressure Vessel eService - Update Registration .....	62
2.5	Pressure Vessel eService - New Examination .....	70
2.6	Pressure Vessel eService - Subsequent Examination .....	89
2.7	Pressure Vessel eService - Update Examination .....	102
2.8	Pressure Vessel eService - Apply/Update Corporate-Level Approval for Competent Person .....	117
3	Annex.....	138
3.1	Annex A (List of Enhancements for iOSH 2.0) .....	138
3.2	Annex B (Registration Summary).....	140
3.3	Annex C (Report of Examination of Pressure Vessel).....	142
3.4	Annex D (Certificate of Extension of Statutory Examination Period of Pressure Vessels at Workplaces .....	144

# 1 Steps to access Pressure Vessel eService

## 1.1 Log in Pressure Vessel eService for Individuals

---

1.1.1 Access the iOSH 2.0 portal, click on Log in to WSH eServices for Individuals

### Register and manage Pressure Vessels

Authorised examiners can register, re-register pressure vessels, submit and amend pressure vessel examination reports. Owners can enquire and de-register pressure vessels.



● Service is online

**Availability**

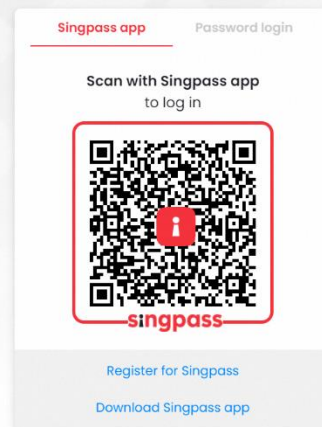
24 hours

1.1.2 User will be redirected to log in with Singpass, scan the QR code with the Singpass application

#### Download apps from the official app stores ^

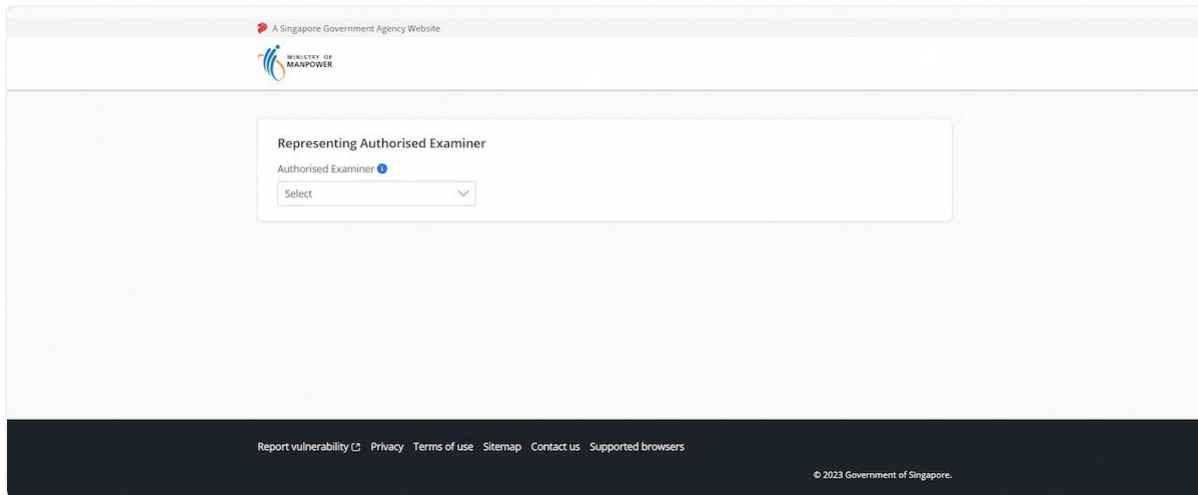
Please install the Singpass app from the official app stores only: Apple App Store, Google Play Store or Huawei AppGallery. Check that the app developer is "Government Technology Agency" before downloading.

 **Log in with Singpass**  
Your trusted digital identity





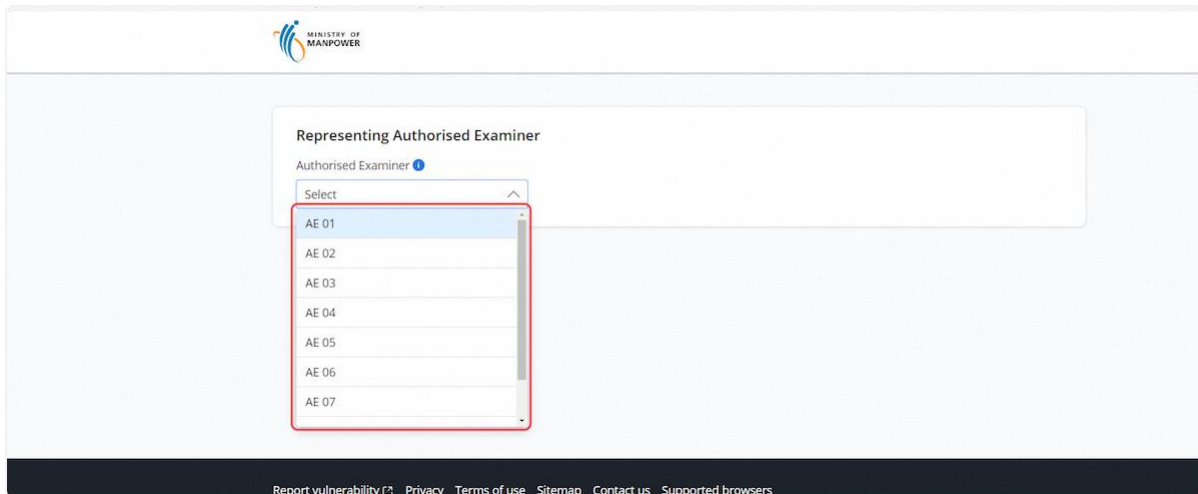
### 1.1.3 For Authorised Examiner Representative, the system will prompt to select representing Authorised Examiner



### 1.1.4 Select the Authorised Examiner

#### Description in details:

For changing Representing Authorised Examiner, the Authorised Examiner Representative will need to log out, log in again, and select another AE.



## 2 Authorised Examiner & Authorised Examiner Representative

### 2.1 Pressure Vessel eService - Dashboard (Authorised Examiner / Authorised Examiner Representative)

#### 2.1.1 Access Pressure Vessel eServices Dashboard (Authorised Examiner / Authorised Examiner Representative)

The screenshot displays the 'Pressure Vessel' dashboard on the Singapore Government Agency Website. The user is logged in as 'Representative User: AE 01' with the role 'Authorised Examiner'. The dashboard includes a navigation menu with 'Pressure Vessel' selected. There are four main action buttons: 'Register / Re-register', 'View Pressure Vessel', 'View Pressure Vessel Report', and 'Corporate Level Approval'. A 'Pending Signature' section is visible, containing a table of records with columns for checkboxes, e-Submission/PV Reg./CLA Ext. No., Vessel Type, Workplace No., Workplace Name, Examination Date, Last Saved By, and Action.

<input type="checkbox"/>	e-Submission/PV Reg./CLA Ext. No.	Vessel Type	Workplace No.	Workplace Name	Examination Date	Last Saved By	Action
<input type="checkbox"/>	E20230109107/7123456760001-2023/001	Fire Tube	T123456760001	CHINA CONSTRUCTION (SOUTH PACIFIC) DEVELOPMENT CO.PET LTD	01/11/2022	AE Rep 99	Select
<input type="checkbox"/>	AD01003100		3033123456001	COMPANIX 10	31/04/2022	AE 01	

## 2.1.2 Quick links

### Description in details:

- Register / Re-register - Navigate to the Pressure Vessel Registration module
- View Pressure Vessel - Navigate to the View Pressure Vessel section
- View Pressure Vessel Report - Navigate to View Pressure Vessel Report of Examination
- Corporate Level Approval - Navigate to the Corporate Level Approval page

The screenshot shows the 'Pressure Vessel' section of the Singapore Government Agency Website. The page title is 'Pressure Vessel' with the subtitle 'Access Pressure Vessel services.' Below the title, there are four main navigation buttons: 'Register / Re-register', 'View Pressure Vessel', 'View Pressure Vessel Report', and 'Corporate Level Approval'. A red box highlights these four buttons. Below the buttons, there is a 'Pending Signature' section with the note 'Record will be discarded after 60 days of inactivity'. This section contains a table with the following data:

<input type="checkbox"/>	e-Submission/PV Reg./CLA Ext. No.	Vessel Type	Workplace No.	Workplace Name	Examination Date	Last Saved By	Action
<input type="checkbox"/>	E20230109107/712345676G0001-2023/001	Fire Tube	T12345676G0001	CHINA CONSTRUCTION (SOUTH PACIFIC) DEVELOPMENT CO.PET LTD.	01/11/2022	AE Rep 99	Select

## 2.1.3 Navigate to the Pending Signature inbox

The screenshot shows the 'Pending Signature' section of the Pressure Vessel registration module. The page title is 'Pending Signature' with the subtitle 'Record will be discarded after 60 days of inactivity'. Below the title, there are four main navigation buttons: 'Register / Re-register', 'View Pressure Vessel', 'View Pressure Vessel Report', and 'Corporate Level Approval'. Below the buttons, there is a table with the following data:

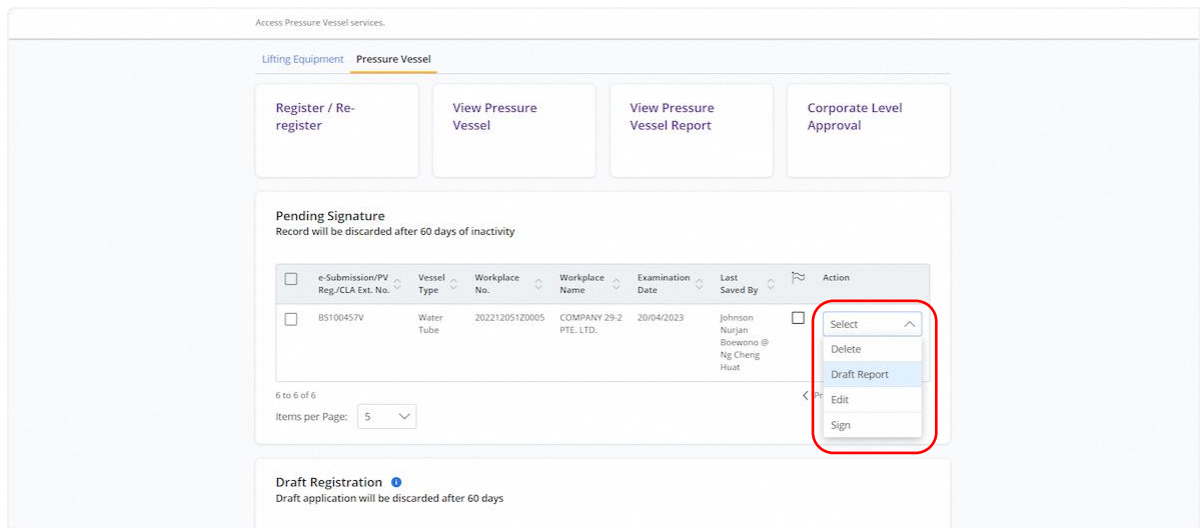
<input type="checkbox"/>	e-Submission/PV Reg./CLA Ext. No.	Vessel Type	Workplace No.	Workplace Name	Examination Date	Last Saved By	Action
<input type="checkbox"/>	BS100457V	Water Tube	20221205120005	COMPANY 29-2 PTE.LTD.	20/04/2023	Johson Nurjan Boewono @ Ng Cheng Huat	Select

Below the table, there is a pagination control showing '6 to 6 of 6' items, 'Items per Page: 5', and navigation buttons for 'Prev', '1', '2', and 'Next'.

## 2.1.4 Action dropdown for Pending Signature

Description in details:

- Delete - Delete the application entry
- Draft Report - Download a PDF copy of the draft examination report
- Edit - Edit the application entry
- Sign - Sign the application entry



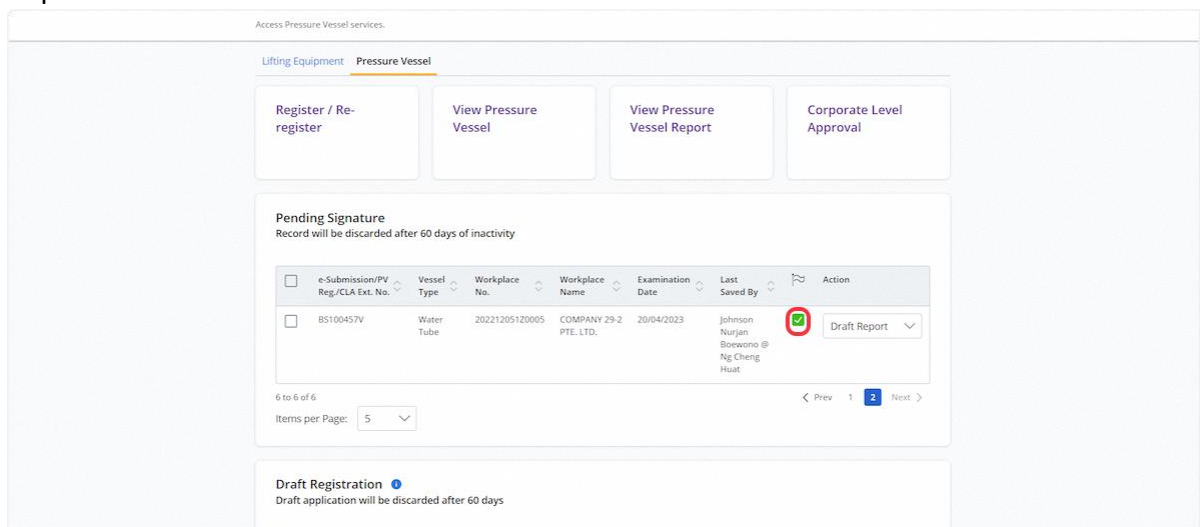
## 2.1.5 Click on the checkbox under the flag to mark the entry with coloured ticks

Description in details:

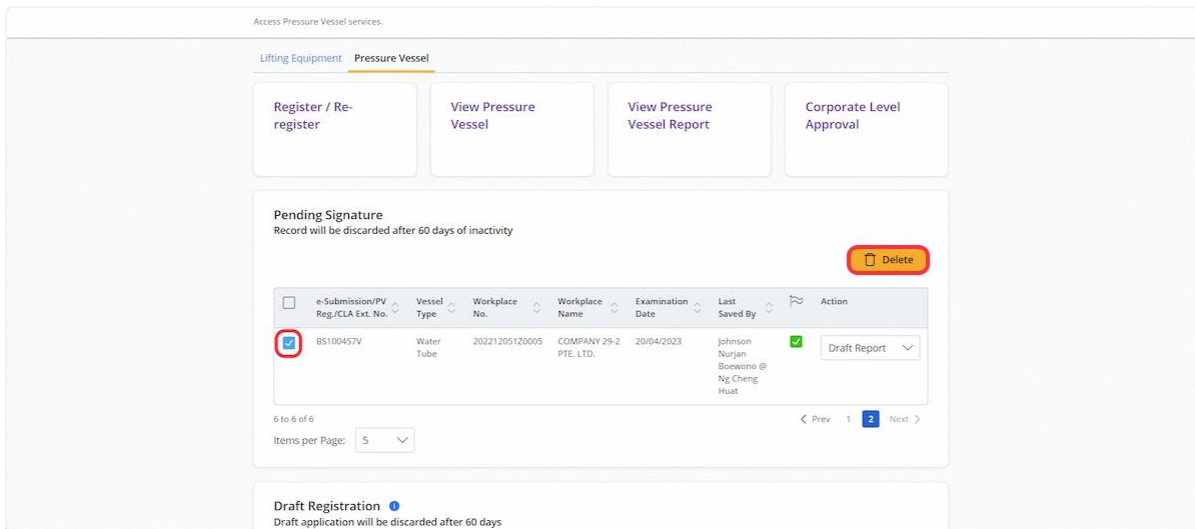
Each click will change the colour.

There are three colours available, red, orange and green.

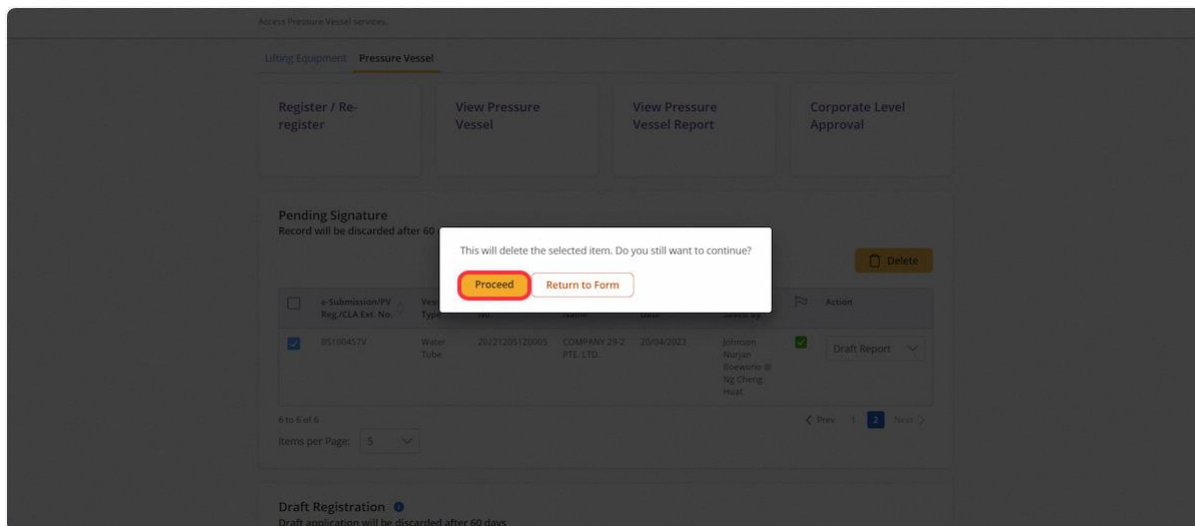
The colour ticks are used to mark entries for the Authorised Examiner and Authorised Examiner Representative's references.



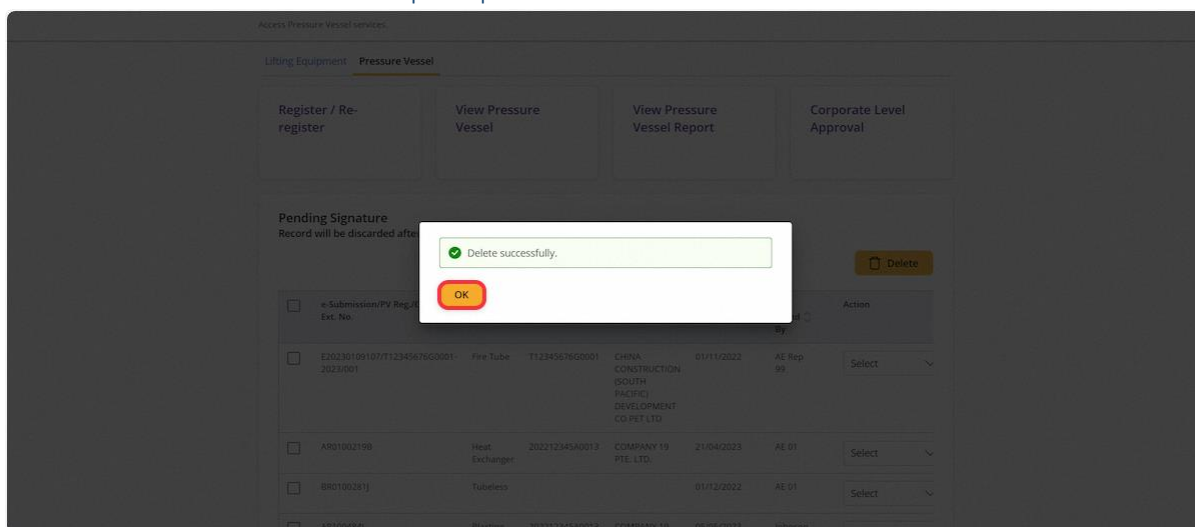
### 2.1.6 Click on Delete button to delete the entry



### 2.1.7 Click on Proceed to confirm the deletion



### 2.1.8 Click on OK to close the prompt



## 2.1.9 Navigate to the Draft Registration inbox

Access Pressure Vessel services.

**Draft Registration** ⓘ  
Draft application will be discarded after 60 days

<input type="checkbox"/>	e-Submission No.	Owner UEN	Owner Name	Vessel Class	Brand and Model	Distinctive		Action
<input type="checkbox"/>	PV22000387						<input type="checkbox"/>	Select
<input type="checkbox"/>	PV22000391	UEN1234	ABC Pte. Ltd.	Economisers	test brand.asd test model.asd	dis-235634	<input type="checkbox"/>	Select
<input type="checkbox"/>	PV22000384			Steam Boiler	Brand 01 Model 01		<input type="checkbox"/>	Select
<input type="checkbox"/>	PV22000417	198801538C	Company 198801538C Pte Ltd	Steam Boiler	pjm1013	pjm1013	<input type="checkbox"/>	Select
<input type="checkbox"/>	PV22000421	198801538C	Company 198801538C Pte Ltd	Steam Boiler	PJM101395	PJM101395	<input type="checkbox"/>	Select

1 to 5 of 24  
Items per Page: 5

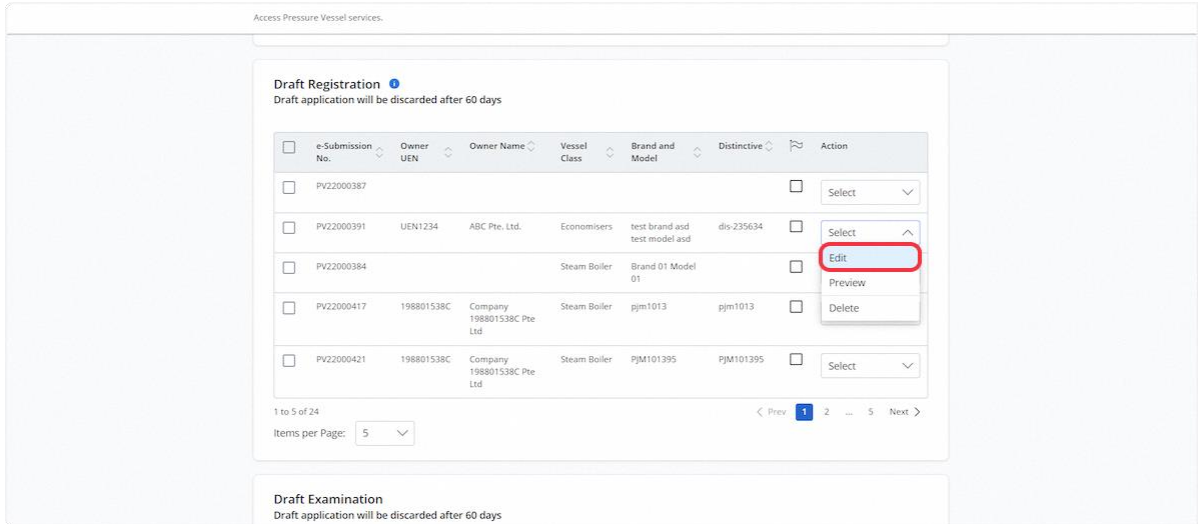
< Prev 1 2 ... 5 Next >

**Draft Examination**  
Draft application will be discarded after 60 days

## 2.1.10 Action dropdown for Draft Registration

### Description in details:

- Delete - Delete the application entry
- Preview - Navigate to the preview page of the application
- Edit - Edit the application entry



Access Pressure Vessel services.

**Draft Registration** ⓘ  
Draft application will be discarded after 60 days

<input type="checkbox"/>	e-Submission No.	Owner UEN	Owner Name	Vessel Class	Brand and Model	Distinctive	Action
<input type="checkbox"/>	PV22000387						Select
<input type="checkbox"/>	PV22000391	UEN1234	ABC Pte. Ltd.	Economisers	test brand.asd test.model.asd	dis-235634	Select
<input type="checkbox"/>	PV22000384			Steam Boiler	Brand 01 Model 01		Edit Preview Delete
<input type="checkbox"/>	PV22000417	198801538C	Company 198801538C Pte Ltd	Steam Boiler	pjm1013	pjm1013	Select
<input type="checkbox"/>	PV22000421	198801538C	Company 198801538C Pte Ltd	Steam Boiler	PJM101395	PJM101395	Select

1 to 5 of 24  
Items per Page: 5

< Prev 1 2 ... 5 Next >

**Draft Examination**  
Draft application will be discarded after 60 days

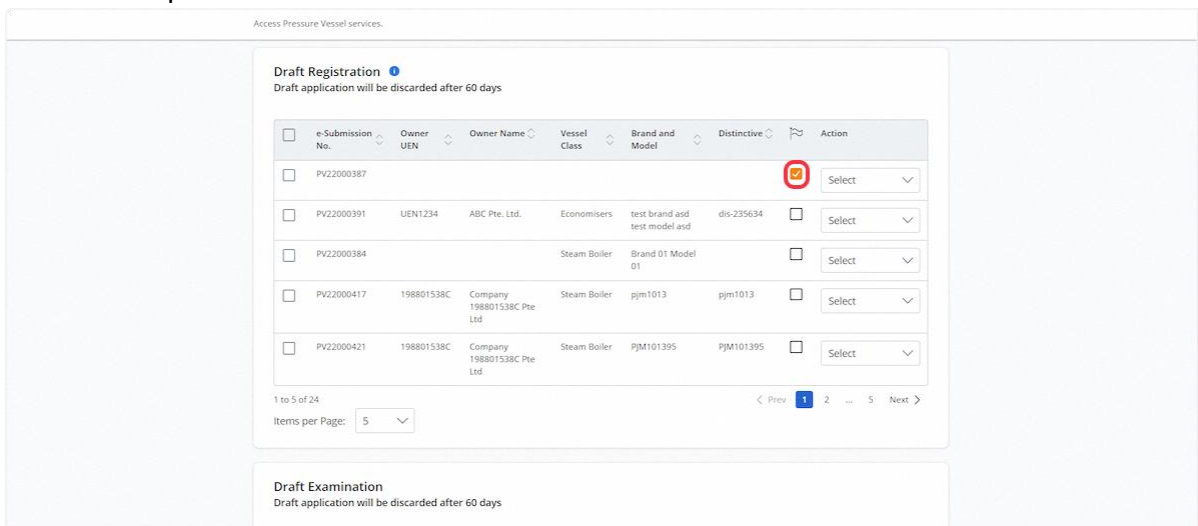
## 2.1.11 Click on the checkbox under the flag to mark the entry with coloured ticks

### Description in details:

Each click will change the colour.

There are three colours available, red, orange and green.

The colour ticks are used to mark entries for only the Authorised Examiner and Authorised Examiner Representative's references.



Access Pressure Vessel services.

**Draft Registration** ⓘ  
Draft application will be discarded after 60 days

<input type="checkbox"/>	e-Submission No.	Owner UEN	Owner Name	Vessel Class	Brand and Model	Distinctive	Action
<input checked="" type="checkbox"/>	PV22000387						Select
<input type="checkbox"/>	PV22000391	UEN1234	ABC Pte. Ltd.	Economisers	test brand.asd test.model.asd	dis-235634	Select
<input type="checkbox"/>	PV22000384			Steam Boiler	Brand 01 Model 01		Select
<input type="checkbox"/>	PV22000417	198801538C	Company 198801538C Pte Ltd	Steam Boiler	pjm1013	pjm1013	Select
<input type="checkbox"/>	PV22000421	198801538C	Company 198801538C Pte Ltd	Steam Boiler	PJM101395	PJM101395	Select

1 to 5 of 24  
Items per Page: 5

< Prev 1 2 ... 5 Next >

**Draft Examination**  
Draft application will be discarded after 60 days

## 2.1.12 To submit the entries, check the records and click Submit

Access Pressure Vessel services.

**Draft Registration** ⓘ  
Draft application will be discarded after 60 days

[→ Submit](#) [Delete](#)

<input type="checkbox"/>	e-Submission No.	Owner UEN	Owner Name	Vessel Class	Brand and Model	Distinctive	Action
<input type="checkbox"/>	PV23000561	180041793E	Company 180041793E Pte Ltd	Economisers			<input type="checkbox"/> Select
<input type="checkbox"/>	PV23000590						<input type="checkbox"/> Select
<input type="checkbox"/>	PV23000567	180041793E	Company 180041793E Pte Ltd	Superheater			<input type="checkbox"/> Select
<input checked="" type="checkbox"/>	PV23000764	180081828W	Company 180081828W Pte Ltd	Air Receiver	b31R2W	ND9992k	<input type="checkbox"/> Select
<input checked="" type="checkbox"/>	PV23000765	180081828W	Company 180081828W Pte Ltd	Steam Receiver			<input type="checkbox"/> Select


21 to 25 of 25  
Items per Page:

< Prev 1 ... 4 **5** Next >

**Draft Examination**  
Draft application will be discarded after 60 days

## 2.1.13 User will be redirected to Declaration. Check the Declaration checkbox.

A Singapore Government Agency Website

 Representative User: AE 01  
Role: Authorised Examiner [Log out](#)

### Pressure Vessel

Access Pressure Vessel services.

[Lifting Equipment](#) **[Pressure Vessel](#)**

**Declaration**

I hereby certify that the information given in this submission is true and correct to the best of my knowledge and belief. I am aware that legal actions may be taken against me if I had knowingly provided any false information.

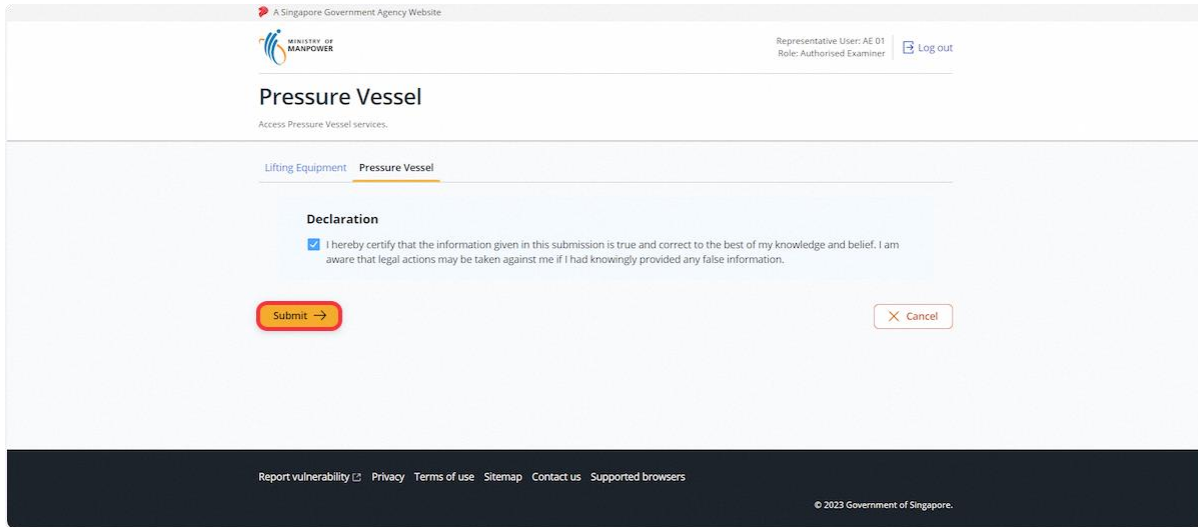
[Submit →](#) [Cancel](#)

[Report vulnerability](#) [Privacy](#) [Terms of use](#) [Sitemap](#) [Contact us](#) [Supported browsers](#)

© 2023 Government of Singapore.



## 2.1.14 Click Submit



A Singapore Government Agency Website

MINISTRY OF MANPOWER

Representative User: AE 01  
Role: Authorised Examiner | Log out

### Pressure Vessel

Access Pressure Vessel services.

Lifting Equipment | **Pressure Vessel**

#### Declaration

I hereby certify that the information given in this submission is true and correct to the best of my knowledge and belief. I am aware that legal actions may be taken against me if I had knowingly provided any false information.

**Submit →** **Cancel**

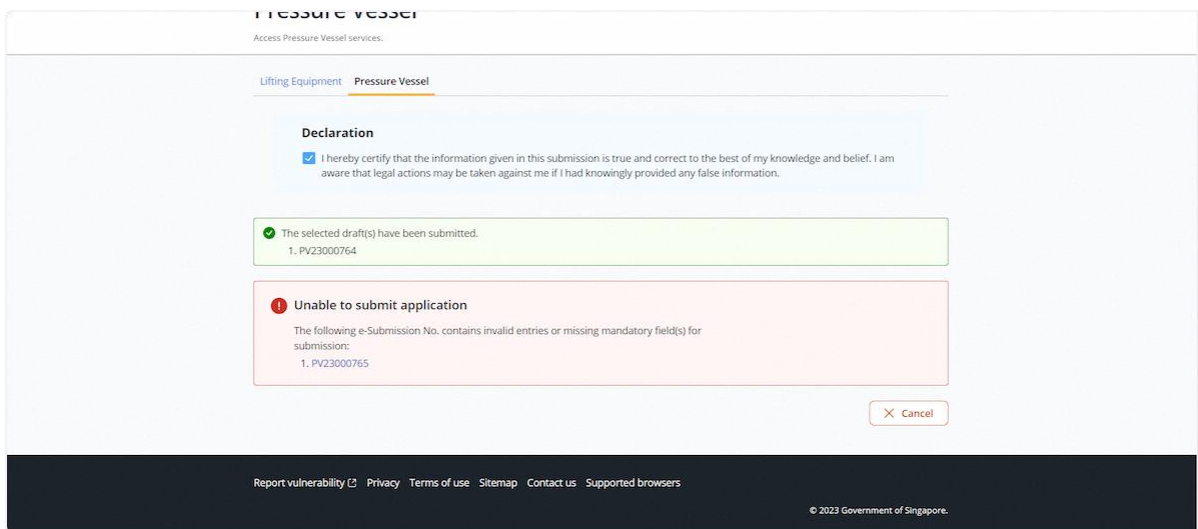
Report vulnerability | Privacy | Terms of use | Sitemap | Contact us | Supported browsers

© 2023 Government of Singapore.

## 2.1.15 An acknowledgement message will be shown

### Description in details:

The draft will be submitted successfully if all details are filled in correctly, otherwise an error message will be displayed.



Pressure Vessel

Access Pressure Vessel services.

Lifting Equipment | **Pressure Vessel**

#### Declaration

I hereby certify that the information given in this submission is true and correct to the best of my knowledge and belief. I am aware that legal actions may be taken against me if I had knowingly provided any false information.

**✓** The selected draft(s) have been submitted.  
1. PV23000764

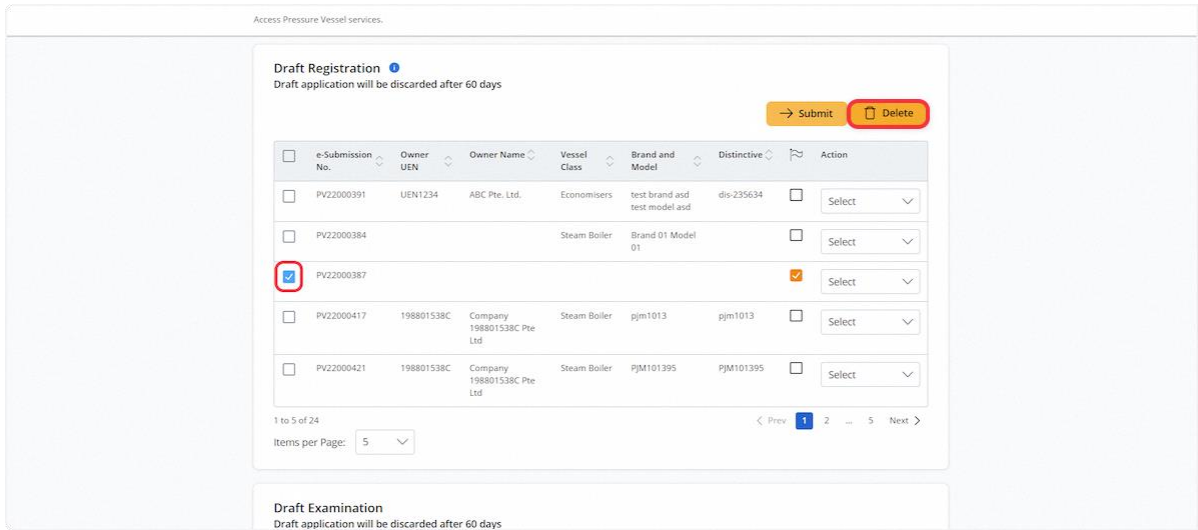
**✗** **Unable to submit application**  
The following e-Submission No. contains invalid entries or missing mandatory field(s) for submission:  
1. PV23000765

**Cancel**

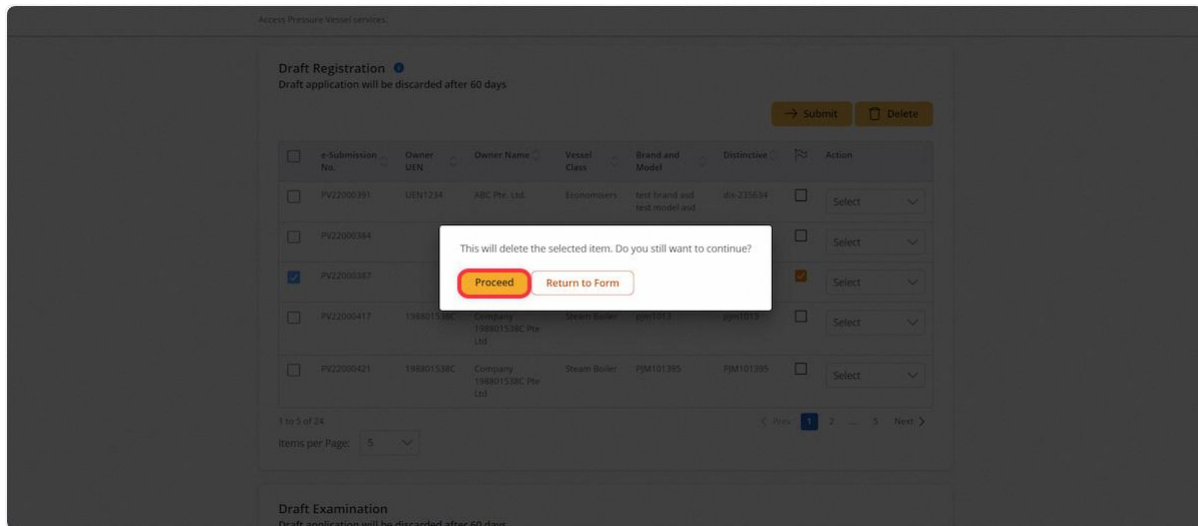
Report vulnerability | Privacy | Terms of use | Sitemap | Contact us | Supported browsers

© 2023 Government of Singapore.

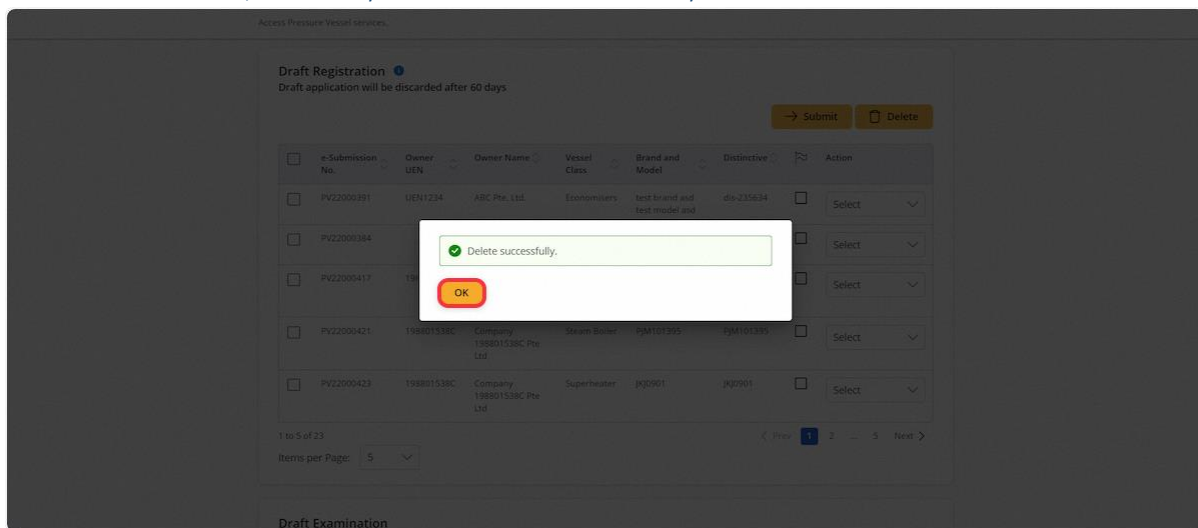
### 2.1.16 Check on entries and click the Delete button to delete the entry



### 2.1.17 Click on Proceed to confirm the deletion



### 2.1.18 Click on OK; the entry was deleted successfully



## 2.1.19 Navigate to Draft Examination

Access Pressure Vessel services.

Items per page: 5

### Draft Examination

Draft application will be discarded after 60 days

<input type="checkbox"/>	PV Reg. No.	Vessel Type	Workplace No.	Workplace Name	Next Examination Date	Last Saved By	Action
<input type="checkbox"/>	AR0100337N	Air Receiver	202212345A0013	COMPANY 19 PTE. LTD.	30/04/2025	AE 01	<input type="checkbox"/> Select
<input type="checkbox"/>	SR100522L	Steam Receiver	202212345A0010	COMPANY 16 PTE. LTD.		AE 01	<input type="checkbox"/> Select

1 to 2 of 2  
Items per Page: 5

< Prev 1 Next >

### View Pressure Vessel

Search Selection \*

Select PV Reg No., Workplace No., AE Name

Filters

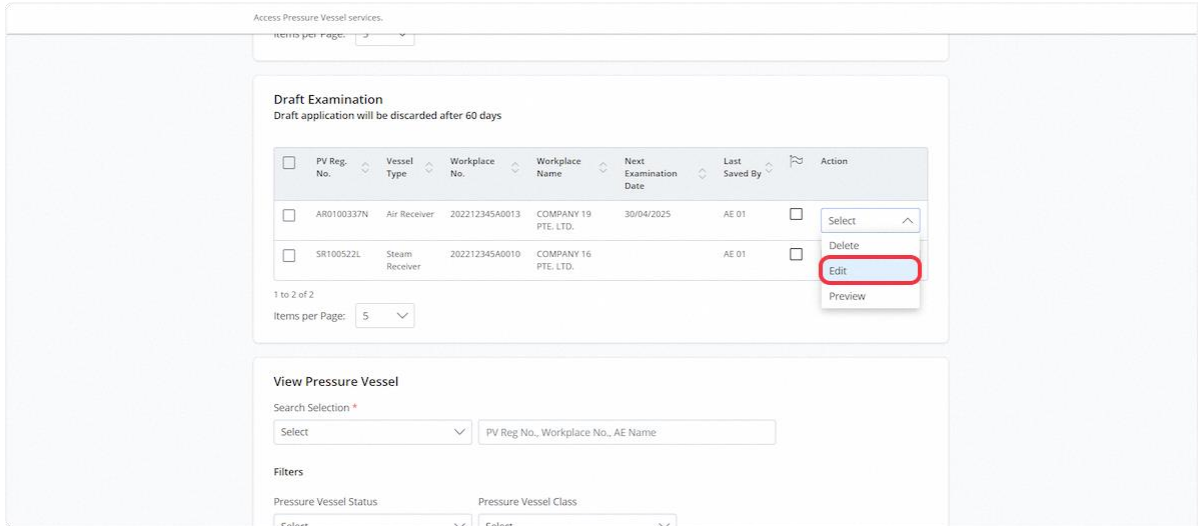
Pressure Vessel Status  
Select

Pressure Vessel Class  
Select

## 2.1.20 Action dropdown for Draft Examination

### Description in details:

- Delete - Delete the application entry
- Preview - Navigate to the preview page of the application
- Edit - Edit the application entry



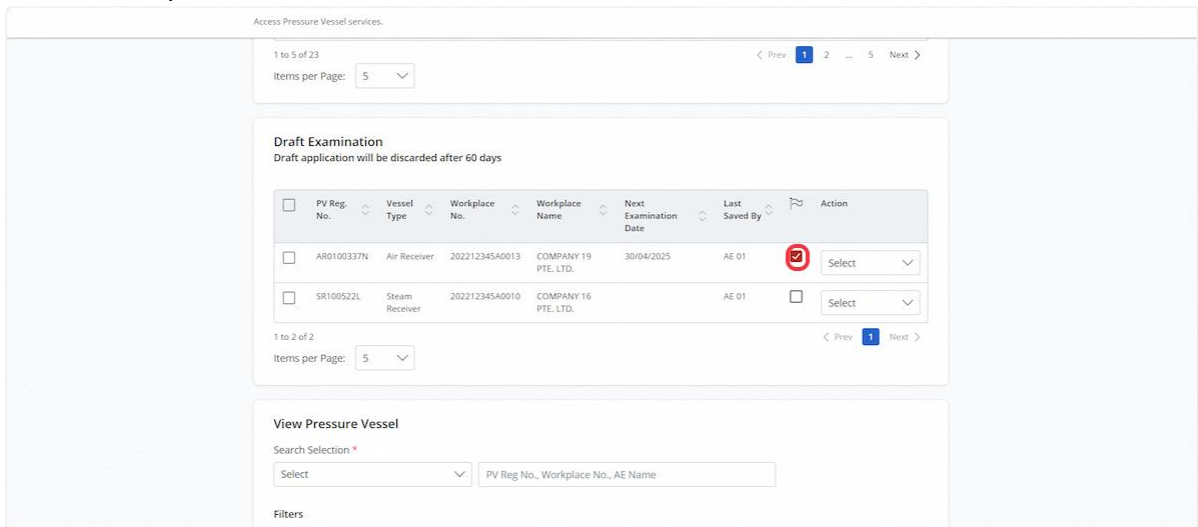
## 2.1.21 Click on the checkbox under the flag to mark the entry with coloured ticks

### Description in details:

Each click will change the colour.

There are three colours available, red, orange and green.

The colour ticks are used to mark entries for only the Authorised Examiner and Authorised Examiner Representative's references.



## 2.1.22 To submit the entries, check the records and click Submit

Access Pressure Vessel services.

1 to 5 of 23  
Items per Page: 5

< Prev 1 2 5 Next >

### Draft Examination

Draft application will be discarded after 60 days

[→ Submit](#) [Delete](#)

<input checked="" type="checkbox"/>	PV Reg. No.	Vessel Type	Workplace No.	Workplace Name	Next Examination Date	Last Saved By	Action
<input checked="" type="checkbox"/>	AR0100337N	Air Receiver	202212345A0013	COMPANY 19 PTE. LTD.	30/04/2025	AE 01	<input checked="" type="checkbox"/> Select
<input checked="" type="checkbox"/>	SR100522L	Steam Receiver	202212345A0010	COMPANY 16 PTE. LTD.		AE 01	<input checked="" type="checkbox"/> Select

1 to 2 of 2  
Items per Page: 5

< Prev 1 Next >

### View Pressure Vessel

Search Selection \*

Select

## 2.1.23 The user will be redirected to the Declaration page. Check the Declaration checkbox.

MINISTRY OF MANPOWER

Representative User: AE 01  
Role: Authorised Examiner [Log out](#)

## Pressure Vessel

Access Pressure Vessel services.

**Remind owners to ensure email address in company records are up to date**

Please remind the owners of lifting equipment and pressure vessels to ensure an updated email address in their business records in the Business Filing portal of ACRA by 31 Dec 2023. Otherwise, you will not be able to issue any certificate or report for the owner's lifting equipment and/or pressure vessels.

Lifting Equipment **Pressure Vessel**

### Declaration

I hereby certify that the information given in this submission is true and correct to the best of my knowledge and belief. I am aware that legal actions may be taken against me if I had knowingly provided any false information.

[Submit →](#) [Cancel](#)

[Report vulnerability](#) [Privacy](#) [Terms of use](#) [Sitemap](#) [Contact us](#) [Supported browsers](#)

© 2023 Government of Singapore.

## 2.1.24 Click on Submit

MINISTRY OF MANPOWER

Representative User: AE 01  
Role: Authorised Examiner [Log out](#)

## Pressure Vessel

Access Pressure Vessel services.

**Remind owners to ensure email address in company records are up to date**

Please remind the owners of lifting equipment and pressure vessels to ensure an updated email address in their business records in the Business Filing portal of ACRA by 31 Dec 2023. Otherwise, you will not be able to issue any certificate or report for the owner's lifting equipment and/or pressure vessels.

Lifting Equipment **Pressure Vessel**

### Declaration

I hereby certify that the information given in this submission is true and correct to the best of my knowledge and belief. I am aware that legal actions may be taken against me if I had knowingly provided any false information.

[Submit →](#) [Cancel](#)

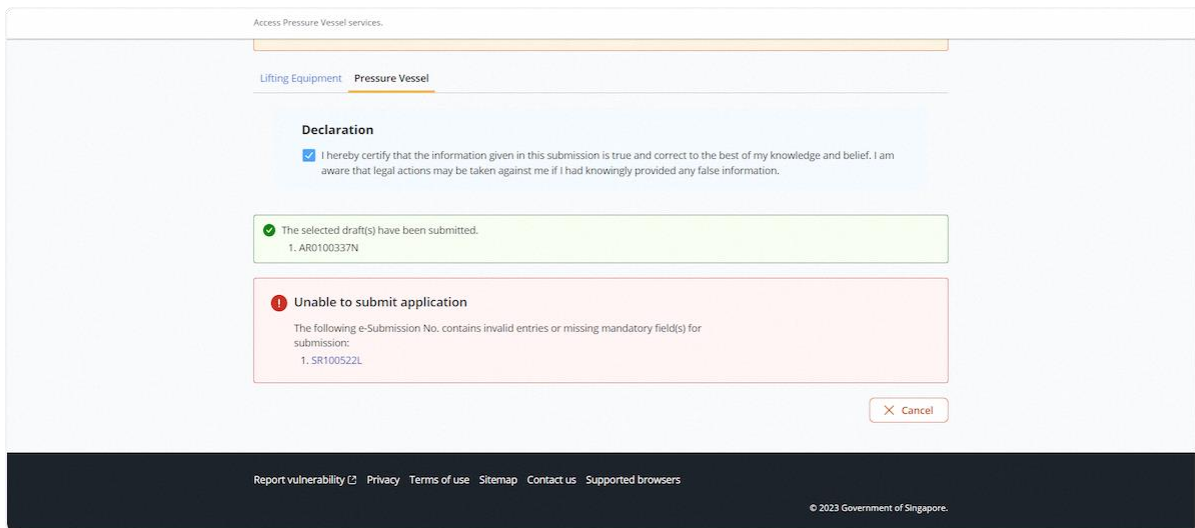
[Report vulnerability](#) [Privacy](#) [Terms of use](#) [Sitemap](#) [Contact us](#) [Supported browsers](#)

© 2023 Government of Singapore.

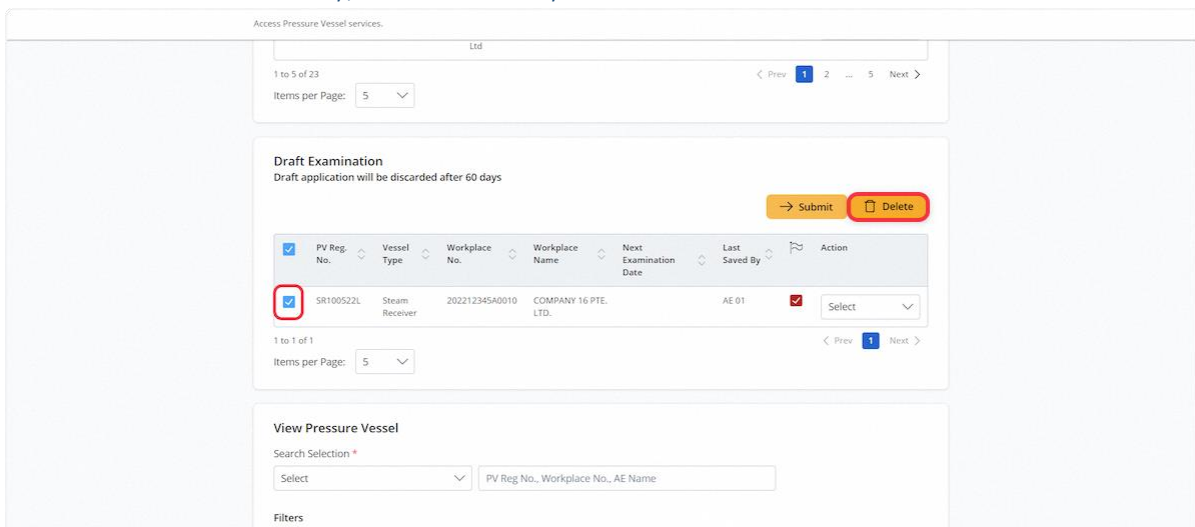
## 2.1.25 An acknowledgement message will be displayed

### Description in details:

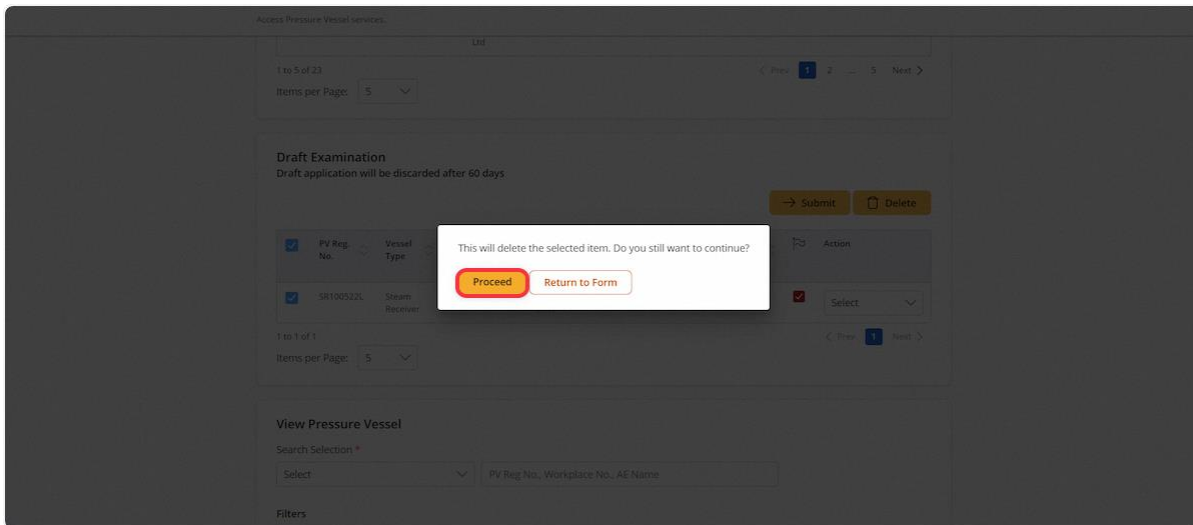
The draft will be submitted if all details are filled in correctly, otherwise an error message will be displayed.



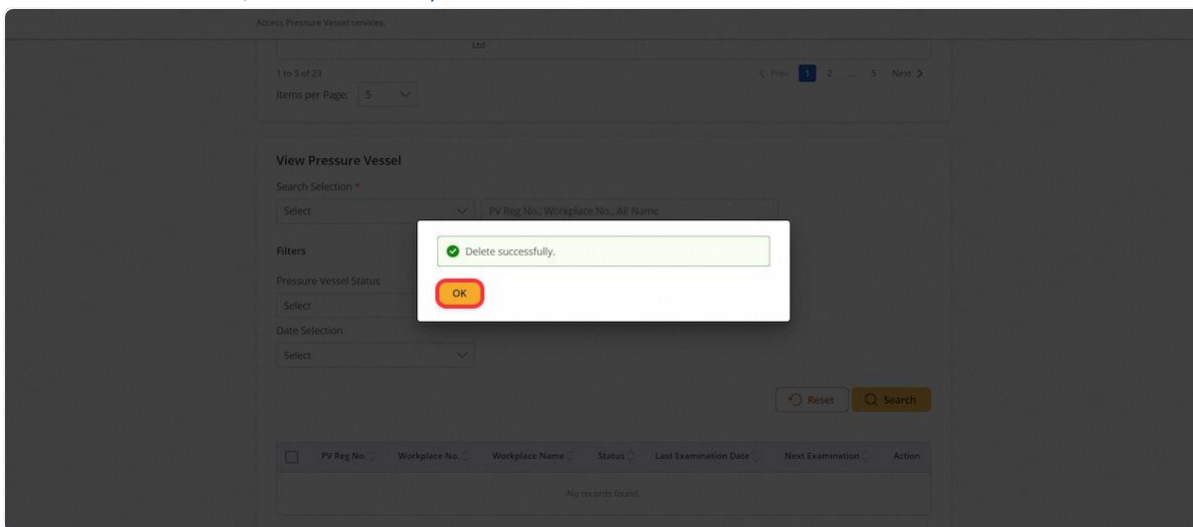
## 2.1.26 To delete the entry, check the entry and click Delete



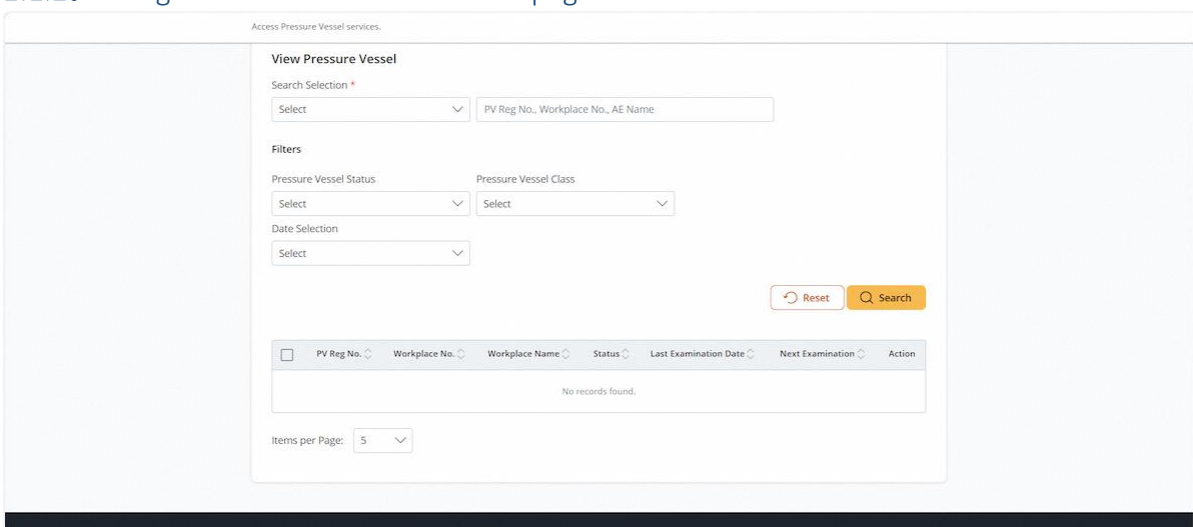
### 2.1.27 Click on Proceed to confirm the deletion



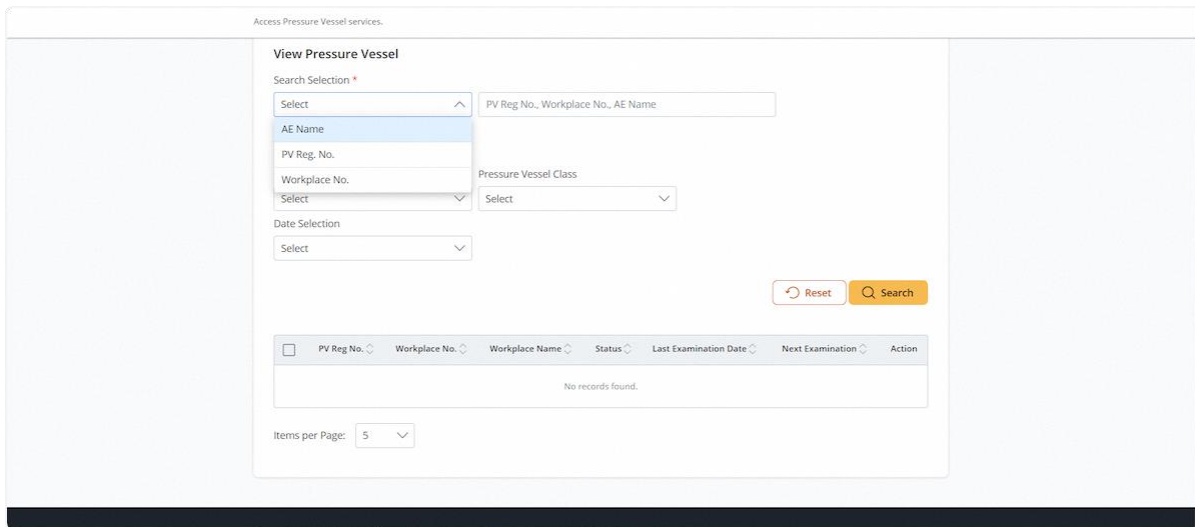
### 2.1.28 Click on OK; the Task entry is submitted



### 2.1.29 Navigate to View Pressure Vessel page



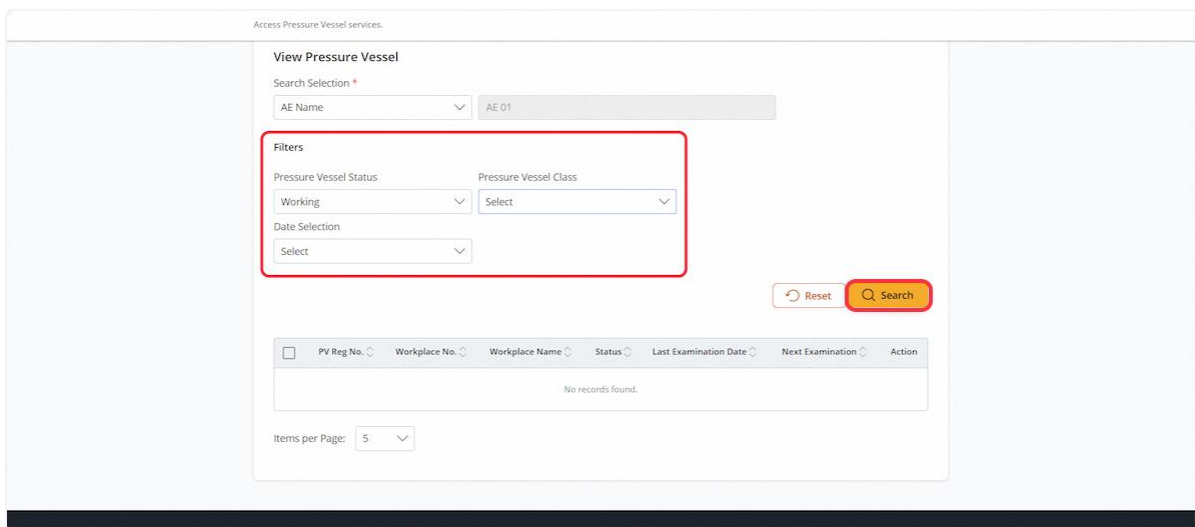
### 2.1.30 Select the search criteria



### 2.1.31 Click on Search

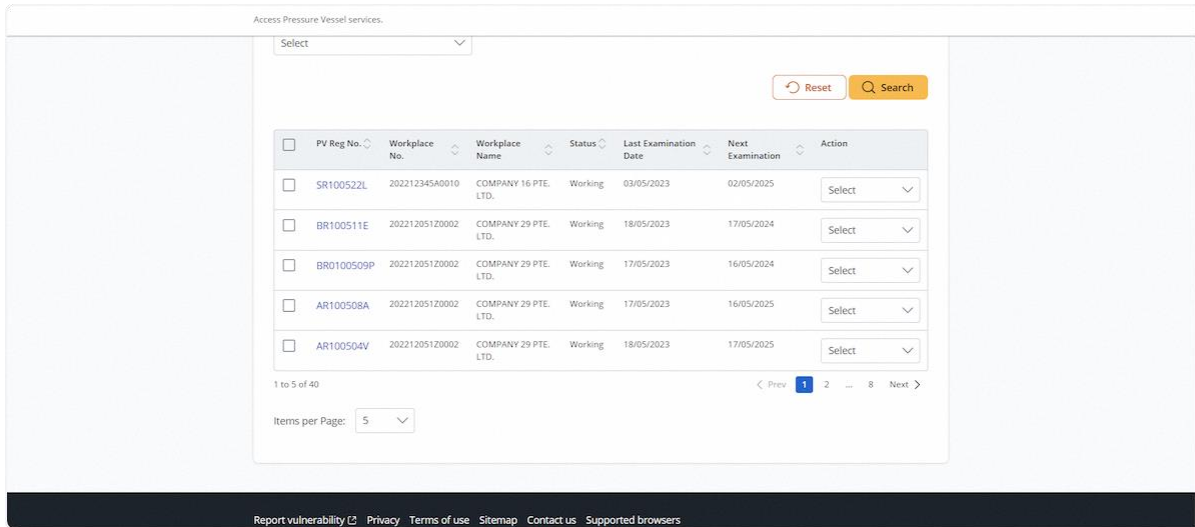
#### Description in details:

- User can use the additional filters to narrow down the search results





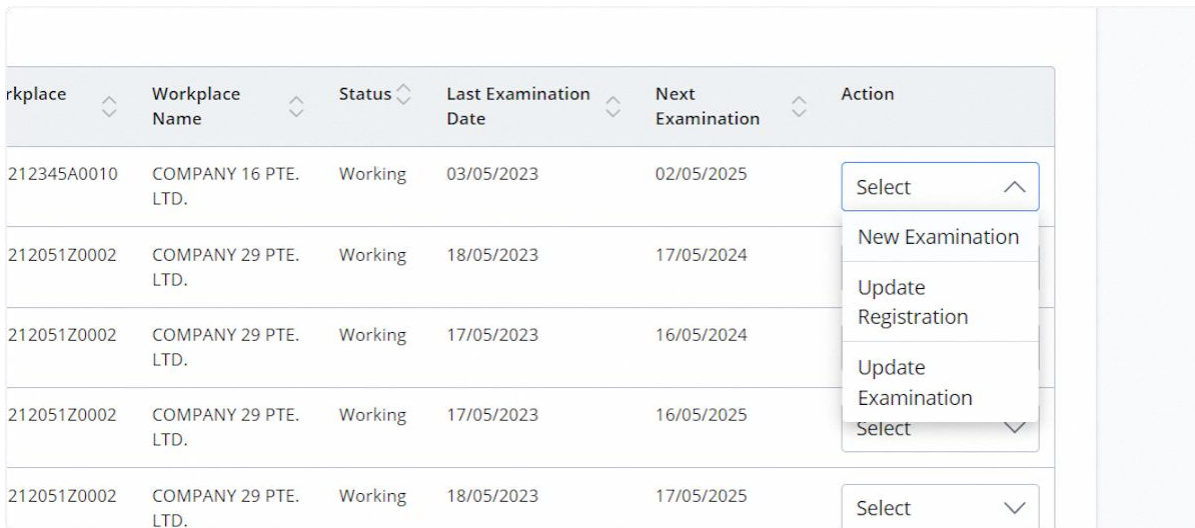
### 2.1.32 Records will be populated in the below table



### 2.1.33 Action dropdown for View Pressure Vessels

#### Description in details:

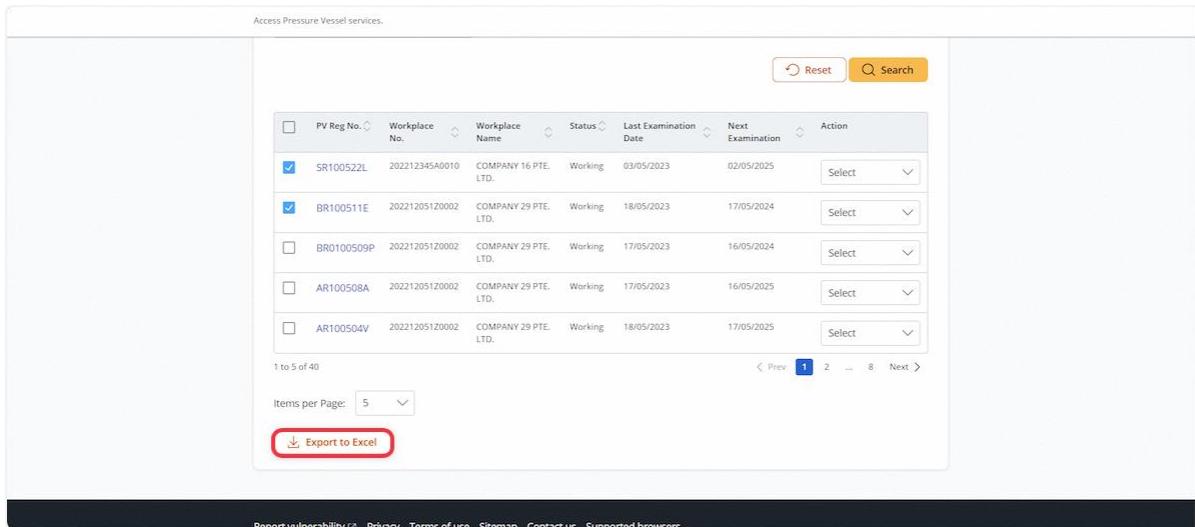
- New Examination - Navigate to the examination module.
- Update Registration - Navigate to the registration module to update the application.
- Update Examination - Navigate to the examination module to update the examination.
- Re-register - Navigate to the registration module to re-register pressure vessels.



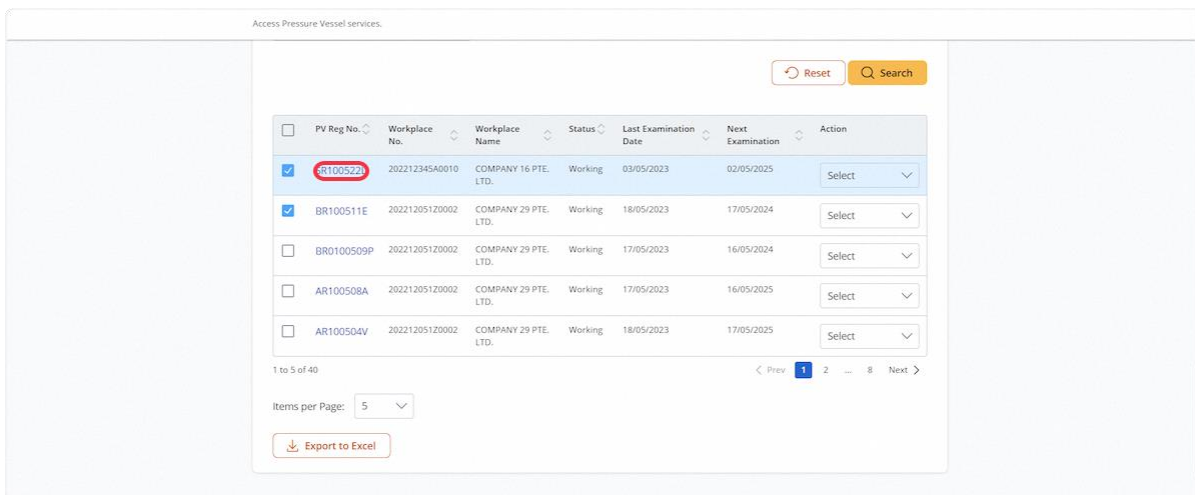
2.1.34 To export the records to an Excel file, check the entries and click the Export to Excel button

### Description in details:

A copy of the Excel document will be downloaded with the selected pressure vessel information.



2.1.35 Click on the Pressure Vessel Reg. No. hyperlink, which will redirect the user to View Pressure Vessel Particulars



## 2.1.36 View Pressure Vessel Particulars

### Description in details:

User can click on the Registration Summary hyperlink to download a PDF copy.

The screenshot shows the 'View Pressure Vessel Particulars' page for SR100522L. At the top, there is a navigation bar with the Ministry of Manpower logo and user information: 'Representative User: AE 01', 'Role: Authorised Examiner', and a 'Log out' button. Below the navigation bar, the page title 'View Pressure Vessel Particulars' is displayed. The main content area shows the vessel ID 'SR100522L' and a list of details. A red box highlights the 'Registration Summary' link, which is accompanied by a download icon. The details listed are:

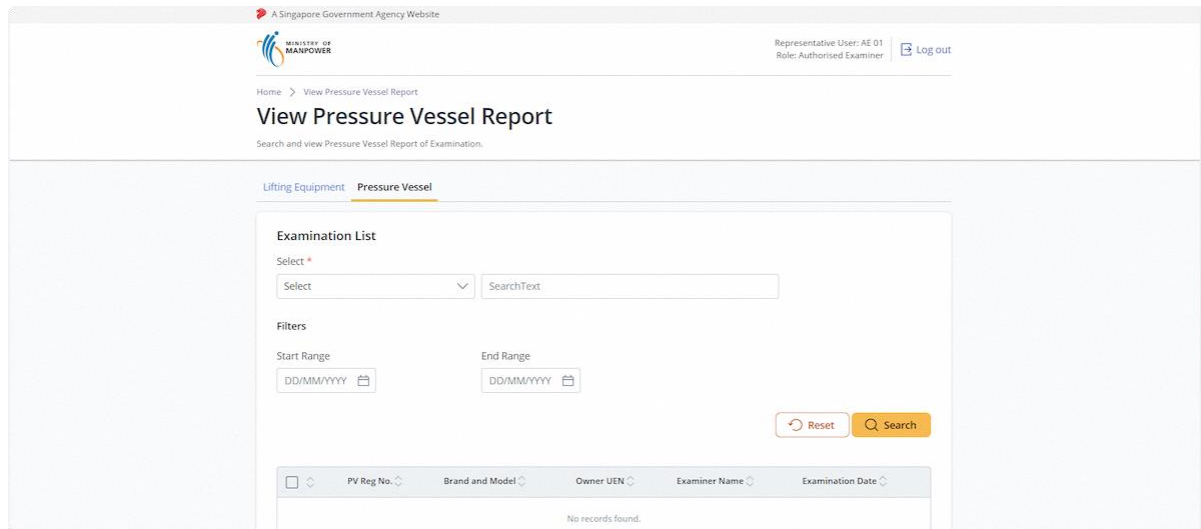
Vessel Class:	Steam Receiver
Vessel Type:	Blow Down Tank
Table-top Autoclave:	No
Type Approval No.:	
Brand and Model:	TEST15866
Year Of Manufacturer(YYYY):	2020
Volume(Litres):	20.00
Design Pressure(kN/sqm):	200.0
Mobility:	Mobile

## 2.1.37 From the quick link section, click on View Pressure Vessel Report

The screenshot shows the 'Pressure Vessel' quick link section. At the top, there is a navigation bar with the Ministry of Manpower logo and user information: 'Representative User: AE 01', 'Role: Authorised Examiner', and a 'Log out' button. Below the navigation bar, the page title 'Pressure Vessel' is displayed. The main content area shows a 'Quick Link' section with four buttons: 'Register / Re-register', 'View Pressure Vessel', 'View Pressure Vessel Report', and 'Corporate Level Approval'. A red box highlights the 'View Pressure Vessel Report' button. Below the quick link section, there is a 'Pending Signature' section with a warning: 'Record will be discarded after 60 days of inactivity'. Below this, there is a table with the following columns: 'e-Submission/PV Reg./CLA Ext. No.', 'Vessel Type', 'Workplace No.', 'Workplace Name', 'Examination Date', 'Last Saved By', and 'Action'.

e-Submission/PV Reg./CLA Ext. No.	Vessel Type	Workplace No.	Workplace Name	Examination Date	Last Saved By	Action
<input type="checkbox"/> E20230109107/T12345676G0001-2023/001	Fire Tube	T12345676G0001	CHINA CONSTRUCTION (SOUTH PACIFIC) DEVELOPMENT CO.PET LTD	01/11/2022	AE Rep 99	Select

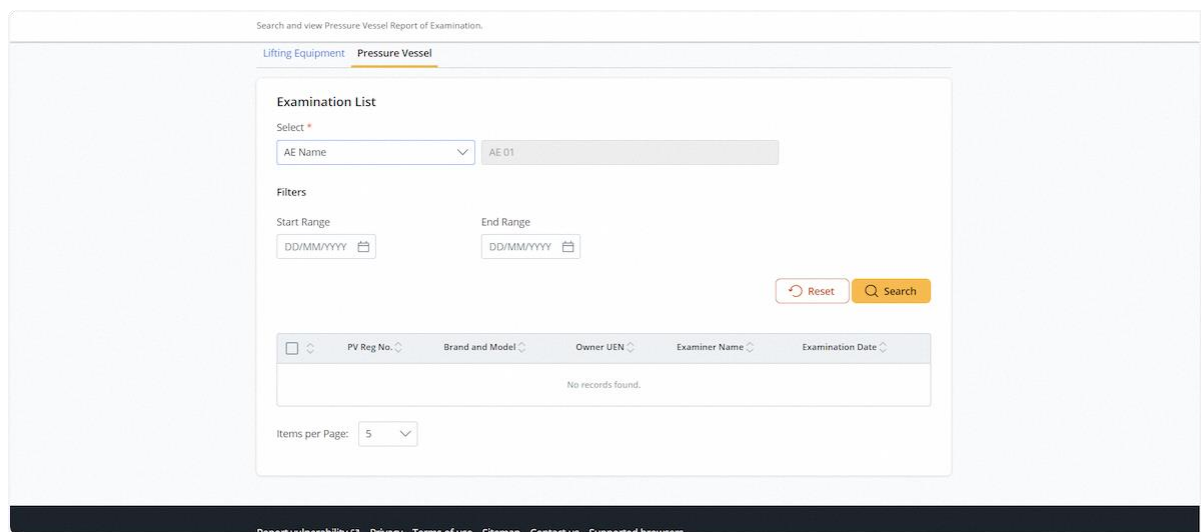
## 2.1.38 The user will be redirected to View Pressure Vessel Report



## 2.1.39 Fill in the search parameters to search for examination records

### Description in details:

- Authorised Examiner Name - Populate the current user name and grey out.
- User can use the additional filters to narrow down the search results.



## 2.1.40 Click on Search

Search and view Pressure Vessel Report of Examination.

Lifting Equipment **Pressure Vessel**

### Examination List

Select \*

AE Name

Filters

Start Range  End Range

<input type="checkbox"/>	PV Reg No.	Brand and Model	Owner UEN	Examiner Name	Examination Date
No records found.					

Items per Page:

[Report vulnerability](#) [Privacy](#) [Terms of use](#) [Sitemap](#) [Contact us](#) [Supported browsers](#)

2.1.41 If the search is successful, records will be shown in the below table

### Description in details:

No results will be shown for invalid search.

Search and view Pressure Vessel Report of Examination.

Lifting Equipment **Pressure Vessel**

Start Range  End Range

<input type="checkbox"/>	PV Reg No.	Brand and Model	Owner UEN	Examiner Name	Examination Date
<input type="checkbox"/>	SR0100231N	brand	180041793E	AE 01	14/11/2022
<input type="checkbox"/>	AR0100206E	brand knj	UEN0001	AE 01	17/11/2022
<input type="checkbox"/>	AR0100221V	Brand123	uen1234	AE 01	14/11/2022
<input type="checkbox"/>	BR0100229C	test b test model	uen1234	AE 01	14/11/2022
<input type="checkbox"/>	BR0100281J	asfasd	198801538C	AE 01	01/12/2022

1 to 5 of 72

Items per Page:

[Report vulnerability](#) [Privacy](#) [Terms of use](#) [Sitemap](#) [Contact us](#) [Supported browsers](#)

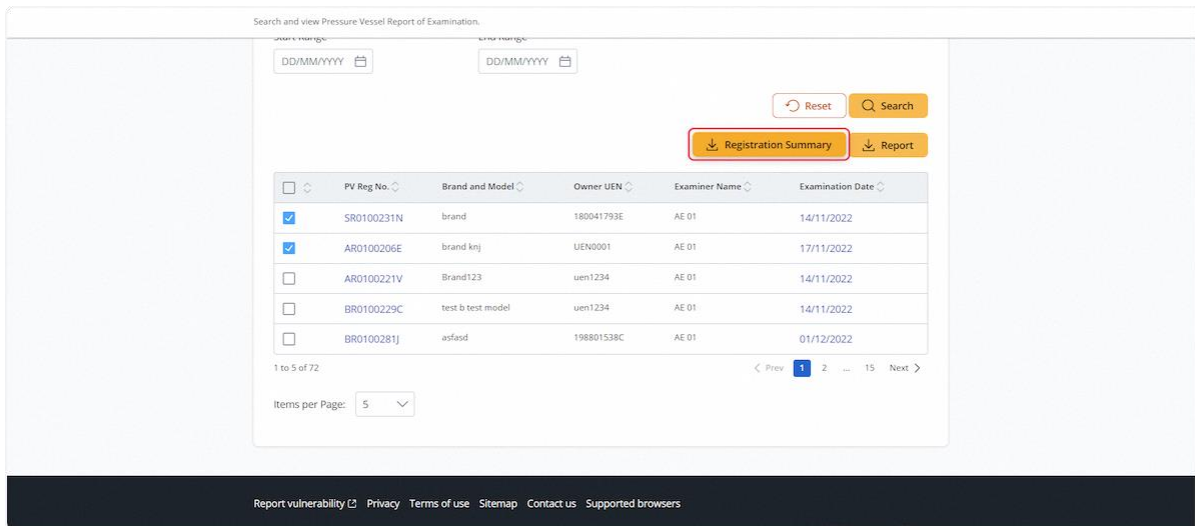
© 2023 Government of Singapore.

2.1.42 Check any entries, and the user can click Registration Summary and Report to download the PDF copy.

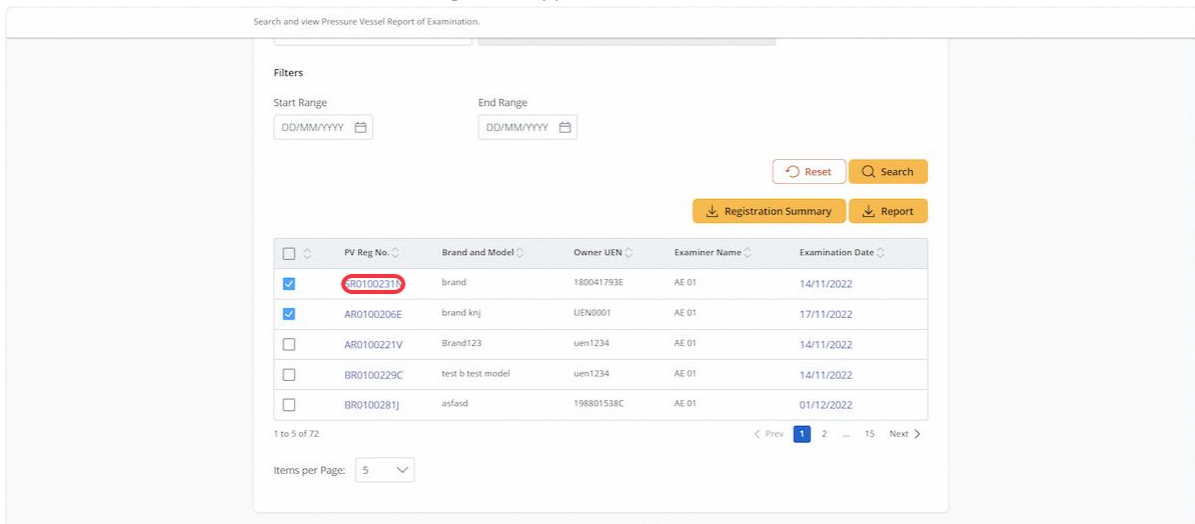
### Description in details:

User can click the Registration Summary or the Report button to download the PDF copy respectively.

Refer to Annex B and Annex C for the registration summary and report of examination.



2.1.43 Click on Pressure Vessel Reg No. hyperlink



## 2.1.44 User will be redirected to View Pressure Vessel Particulars

### Description in details:

User can click the Registration Summary hyperlink to download a PDF copy.

Refer to Annex B for the registration summary.

The screenshot shows the 'View Pressure Vessel Particulars' page for SR0100231N. The page header includes the Ministry of Manpower logo and user information: Representative User: AE 01, Role: Authorised Examiner, and a Log out button. The main content area displays the vessel details in a table format:

SR0100231N	
Vessel Class:	Steam Receiver
Vessel Type :	Heat Exchanger
Table-top Autoclave :	No
Type Approval No.:	
Brand and Model :	brand
Year Of Manufacturer(YYYY) :	2020
Volume(Litres):	50.00
Design Pressure(kN/sqm):	500.0
Mobility :	Mobile
Heat Surface(sqm):	500.0
Installation :	At various locations.

A red box highlights the 'Registration Summary' link with a download icon, indicating that users can click this link to download a PDF copy of the registration summary.

## 2.1.45 From List of Pressure Vessel, click on the Examination Date hyperlink

The screenshot shows the 'List of Pressure Vessel Report of Examination' page. The page header includes the text 'Search and view Pressure Vessel Report of Examination.' and search filters for 'Search range:' and 'Date range:' with date pickers (DD/MM/YYYY). There are 'Reset' and 'Search' buttons. The main content area displays a table of vessels:

<input type="checkbox"/>	PV Reg No.	Brand and Model	Owner UEN	Examiner Name	Examination Date
<input type="checkbox"/>	SR0100231N	brand	180041793E	AE 01	14/11/2022
<input type="checkbox"/>	AR0100206E	brand knj	UEN0001	AE 01	17/11/2022
<input type="checkbox"/>	AR0100221V	Brand123	uen1234	AE 01	14/11/2022
<input type="checkbox"/>	BR0100229C	test b test model	uen1234	AE 01	14/11/2022
<input type="checkbox"/>	BR0100281J	asdfsd	198801538C	AE 01	01/12/2022

The 'Examination Date' for the first row (SR0100231N) is highlighted with a red box. Below the table, there is a pagination control showing '1 to 5 of 72' and a dropdown menu for 'Items per Page' set to 5. The footer includes links for 'Report vulnerability', 'Privacy', 'Terms of use', 'Sitemap', 'Contact us', and 'Supported browsers', along with the copyright notice '© 2023 Government of Singapore.'

## 2.1.46 User will be redirected to View Pressure Vessel Examination

A Singapore Government Agency Website

MINISTRY OF MANPOWER

Representative User: AE 01  
Role: Authorised Examiner

Home > View Pressure Vessel Examination

### View Pressure Vessel Examination

View Pressure Vessel Particulars.

↓ Examination Summary

#### Pressure Vessel Particulars

Pressure Vessel Reg. No.:	SR0100231N
Workplace No.:	202212345A0018
Workplace Name:	COMPANY 24 PTE. LTD.
Workplace Address:	226 Ang Mo Kio Street 46 Building 46 46 S(212366)

#### Examiner Details

Examiner Name:	AE 01
Examination Date(DD/MM/YYYY):	14/11/2022
Last Cert File Date(DD/MM/YYYY):	17/11/2022
Last Updated Date(DD/MM/YYYY):	17/11/2022

## 2.1.47 From the Dashboard quick links, Click on Corporate Level Approval

A Singapore Government Agency Website

MINISTRY OF MANPOWER

Representative User: AE 01  
Role: Authorised Examiner

### Pressure Vessel

Access Pressure Vessel services.

Lifting Equipment **Pressure Vessel**

Register / Re-register

View Pressure Vessel

View Pressure Vessel Report

**Corporate Level Approval**

#### Pending Signature

Record will be discarded after 60 days of inactivity

<input type="checkbox"/>	e-Submission/PV Reg./CLA Ext. No.	Vessel Type	Workplace No.	Workplace Name	Examination Date	Last Saved By	Action
<input type="checkbox"/>	E20230109107/T12345676G0001-2023/001	Fire Tube	T12345676G0001	CHINA CONSTRUCTION (SOUTH PACIFIC) DEVELOPMENT CO.PET LTD	01/11/2022	AE Rep 99	Select
<input type="checkbox"/>	A010003100	None	202212345A0018	COMPANY 24 PTE. LTD	14/11/2022	AE 01	



## 2.1.48 User will be redirected to Corporate Level Approval page

A Singapore Government Agency Website

MINISTRY OF MANPOWER

Representative User: AE 01  
Role: Authorised Examiner

Log out

### Corporate Level Approval (CLA)

Access: Corporate Level Approval (CLA).

#### Draft Corporate Level Approval (CLA)

Draft record will be discarded after 60 days of inactivity

<input type="checkbox"/>	Extension No.	Workplace No.	Workplace Name	Scheme	Plant ID	Extension Start Date	Extension End Date	Action
<input type="checkbox"/>		T12345676G0001	CHINA CONSTRUCTION (SOUTH PACIFIC) DEVELOPMENT CO.PET LTD	PVES 2012	T12345676G0001002			Select
<input type="checkbox"/>		T12345676G0001	CHINA CONSTRUCTION (SOUTH PACIFIC) DEVELOPMENT CO.PET LTD	PVES 2012	T12345676G0001002			Select
<input type="checkbox"/>		T12345676G0001	CHINA CONSTRUCTION (SOUTH PACIFIC) DEVELOPMENT CO.PET LTD	PVES 2012	T12345676G0001002			Select

## 2.1.49 Navigate to Draft Corporate Level Approval (CLA)

Access: Corporate Level Approval (CLA).

#### Draft Corporate Level Approval (CLA)

Draft record will be discarded after 60 days of inactivity

<input type="checkbox"/>	Extension No.	Workplace No.	Workplace Name	Scheme	Plant ID	Extension Start Date	Extension End Date	Action
<input type="checkbox"/>		T12345676G0001	CHINA CONSTRUCTION (SOUTH PACIFIC) DEVELOPMENT CO.PET LTD	PVES 2012	T12345676G0001002			Select
<input type="checkbox"/>		T12345676G0001	CHINA CONSTRUCTION (SOUTH PACIFIC) DEVELOPMENT CO.PET LTD	PVES 2012	T12345676G0001002			Select
<input type="checkbox"/>		T12345676G0001	CHINA CONSTRUCTION (SOUTH PACIFIC) DEVELOPMENT CO.PET LTD	PVES 2012	T12345676G0001002			Select

1 to 3 of 3

Items per Page: 5

< Prev 1 Next >

## 2.1.50 Action dropdown for Draft Corporate-Level Approval inbox

### Description in details:

- Delete - Delete the draft record
- Edit - Edit the draft record
- Preview - Navigate to the preview page of the draft record

Extension No.	Workplace No.	Workplace Name	Scheme	Plant ID	Extension Start Date	Extension End Date	Action
T12345676G0001		CHINA CONSTRUCTION (SOUTH PACIFIC) DEVELOPMENT CO.PET LTD	PVES 2012	T12345676G0001002			Select Delete Edit Preview Select
T12345676G0001		CHINA CONSTRUCTION (SOUTH PACIFIC) DEVELOPMENT CO.PET LTD	PVES 2012	T12345676G0001002			Select
T12345676G0001		CHINA CONSTRUCTION (SOUTH PACIFIC) DEVELOPMENT CO.PET LTD	PVES 2012	T12345676G0001002			Select

## 2.1.51 User can also check the entries and click on the Delete button

Access Corporate Level Approval (CLA)

**Draft Corporate Level Approval (CLA)**  
Draft record will be discarded after 60 days of inactivity

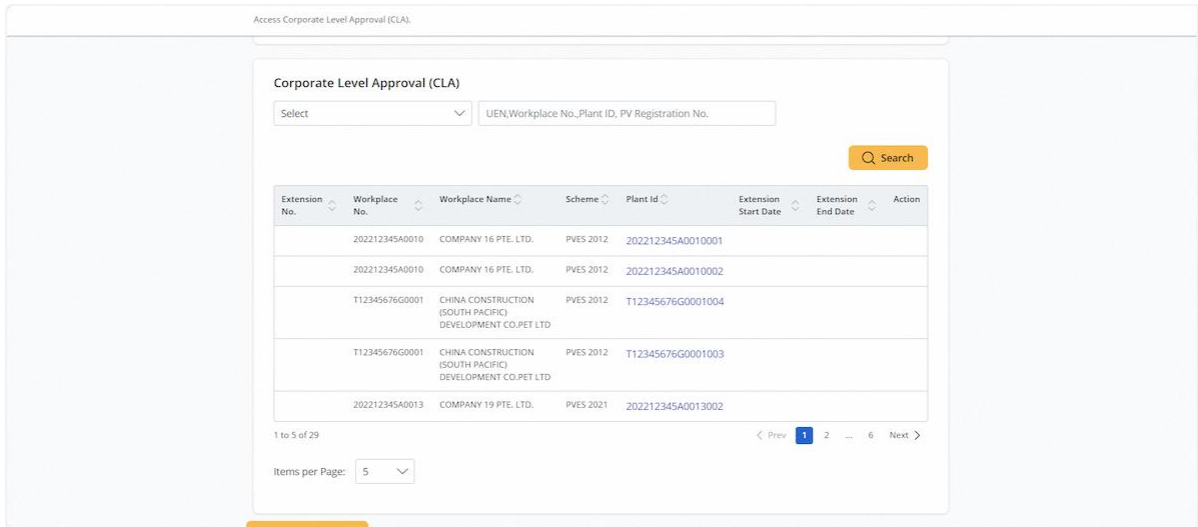
[Delete](#)

<input type="checkbox"/>	Extension No.	Workplace No.	Workplace Name	Scheme	Plant ID	Extension Start Date	Extension End Date	Action
<input checked="" type="checkbox"/>	T12345676G0001		CHINA CONSTRUCTION (SOUTH PACIFIC) DEVELOPMENT CO.PET LTD	PVES 2012	T12345676G0001002			Select
<input type="checkbox"/>	T12345676G0001		CHINA CONSTRUCTION (SOUTH PACIFIC) DEVELOPMENT CO.PET LTD	PVES 2012	T12345676G0001002			Select
<input type="checkbox"/>	T12345676G0001		CHINA CONSTRUCTION (SOUTH PACIFIC) DEVELOPMENT CO.PET LTD	PVES 2012	T12345676G0001002			Select

1 to 3 of 3  
Items per Page:

< Prev 1 Next >

## 2.1.52 Navigate to Corporate Level Approval (CLA) page

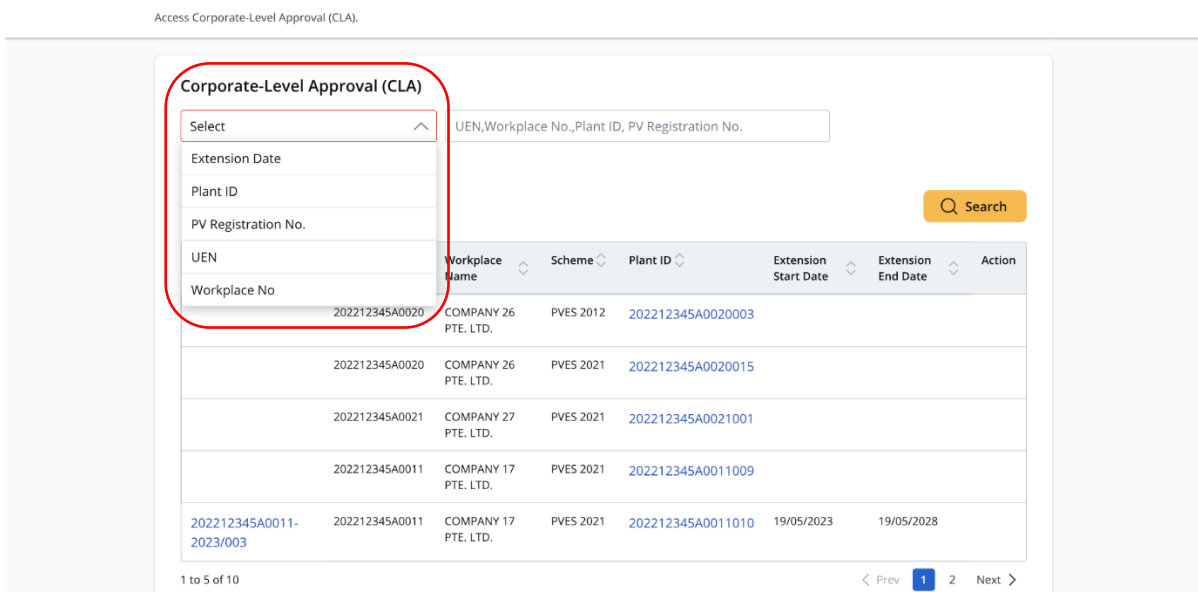


## 2.1.53 User can use the filter to narrow down the search results

### Description in details:

Filters available:

- Extension Date
- Plant ID
- Pressure Vessel Registration No.
- UEN
- Workplace No.



## 2.1.54 Action dropdown for Corporate Level Approval

### Description in details:

- New Extension - Start a new extension application for the Competent Person.
- Update Extension - Update the extension application within 28 days of signing.
- Review Extension - Review the extension application for the assigned Competent Person.
- View Certificate- View the signed extension certificate for the assigned Competent Person.
- No action displayed - User is not the assigned Competent Person / Conditions not fulfilled to start extension application.

Access Corporate Level Approval (CLA)

Corporate Level Approval (CLA)

Plant Id  Search

Extension No.	Workplace No.	Workplace Name	Scheme	Plant Id	Extension Start Date	Extension End Date	Action
2212051Z0002-23/007	202212051Z0002	COMPANY 29 PTE. LTD.	PVES 2021	202212051Z0002007	17/05/2023	30/06/2023	
2212051Z0002-23/008	202212051Z0002	COMPANY 29 PTE. LTD.	PVES 2021	202212051Z0002009	17/05/2023	30/06/2023	Select
2212051Z0002-23/009	202212051Z0002	COMPANY 29 PTE. LTD.	PVES 2021	202212051Z0002008	17/05/2023	30/06/2023	Select
2212051Z0002-23/011	202212051Z0002	COMPANY 29 PTE. LTD.	PVES 2021	202212051Z0002013	19/05/2023	30/06/2023	Select
2212051Z0002-23/014	202212051Z0002	COMPANY 29 PTE. LTD.	PVES 2021	202212051Z0002012	23/05/2023	31/07/2023	

16 to 20 of 29 Prev 1 2 3 4 5 6 Next

Items per Page: 5

## 2.1.55 Click on Extension No. hyperlink

### Description in details:

Extension No. will only show for signed extension records.

Access Corporate Level Approval (CLA)

Plant Id  Search

Extension No.	Workplace No.	Workplace Name	Scheme	Plant Id	Extension Start Date	Extension End Date	Action
202212051Z0002-2023/007	202212051Z0002	COMPANY 29 PTE. LTD.	PVES 2021	202212051Z0002007	17/05/2023	30/06/2023	
202212051Z0002-2023/008	202212051Z0002	COMPANY 29 PTE. LTD.	PVES 2021	202212051Z0002009	17/05/2023	30/06/2023	Select
202212051Z0002-2023/009	202212051Z0002	COMPANY 29 PTE. LTD.	PVES 2021	202212051Z0002008	17/05/2023	30/06/2023	Select
202212051Z0002-2023/011	202212051Z0002	COMPANY 29 PTE. LTD.	PVES 2021	202212051Z0002013	19/05/2023	30/06/2023	Select
202212051Z0002-2023/014	202212051Z0002	COMPANY 29 PTE. LTD.	PVES 2021	202212051Z0002012	23/05/2023	31/07/2023	

16 to 20 of 29 Prev 1 2 3 4 5 6 Next

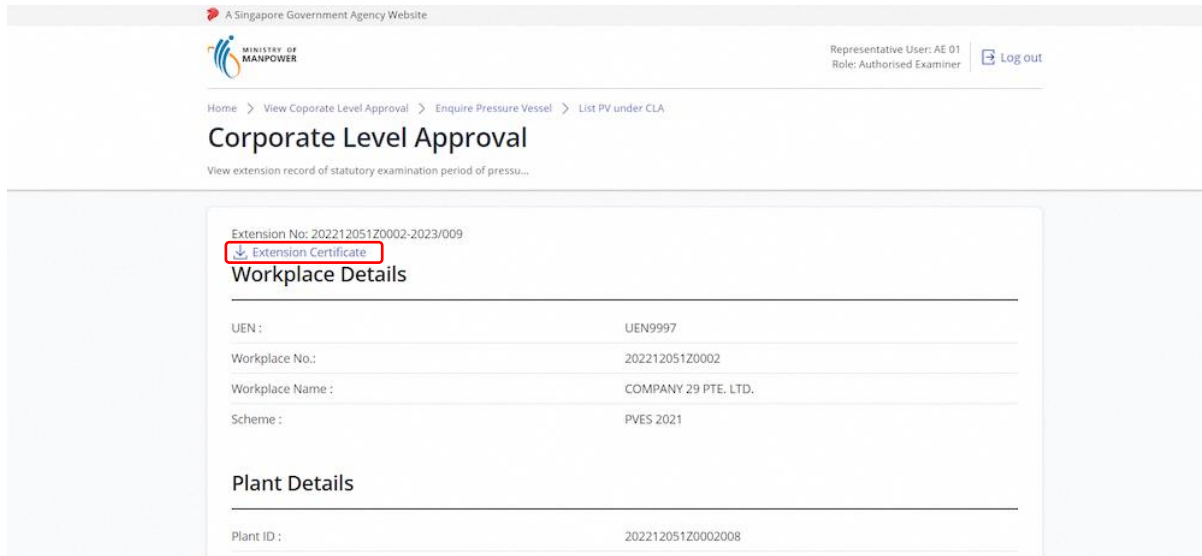
Items per Page: 5

[Back To Dashboard](#)

2.1.56 User will be redirected to Corporate Level Approval Extension Records

**Description in details:**

Click the Extension Certificate hyperlink to download a PDF copy of the certificate.



2.1.57 On the Corporate Level Approval page, click on the Plant ID hyperlink

Extension No. ▾	Workplace No. ▾	Workplace Name ▾	Scheme ▾	Plant Id ▾	Extension Start Date ▾	Extension End Date ▾	Action
202212051Z0002-2023/007	202212051Z0002	COMPANY 29 PTE. LTD.	PVES 2021	<a href="#">202212051Z0002007</a>	17/05/2023	30/06/2023	
202212051Z0002-2023/008	202212051Z0002	COMPANY 29 PTE. LTD.	PVES 2021	202212051Z0002009	17/05/2023	30/06/2023	Select
202212051Z0002-2023/009	202212051Z0002	COMPANY 29 PTE. LTD.	PVES 2021	202212051Z0002008	17/05/2023	30/06/2023	Select
202212051Z0002-2023/011	202212051Z0002	COMPANY 29 PTE. LTD.	PVES 2021	202212051Z0002013	19/05/2023	30/06/2023	Select
202212051Z0002-	202212051Z0002	COMPANY 29 PTE. LTD.	PVES 2021	202212051Z0002012	23/05/2023	31/07/2023	

## 2.1.58 User will be redirected to View Corporate Level Approval

A Singapore Government Agency Website

MINISTRY OF MANPOWER

Representative User: AE 01  
Role: Authorised Examiner

Home > View Corporate Level Approval

### View Corporate Level Approval

View extension record of statutory examination period of pressu...

#### Workplace Details

UEN :	UEN9997
Workplace No.:	20221205120002
Workplace Name :	COMPANY 29 PTE. LTD.
Scheme :	PVES 2021

#### Workplace Details

Plant ID :	20221205120002007
------------	-------------------

#### Extension History

Extension No.	Extension Start Date (DD/MM/YYYY)	Extension End Date (DD/MM/YYYY)	Competent Person	Status
20221205120002-2023/007	17/05/2023	30/06/2023	AE 02	Active

## 2.1.59 Click on Export to Excel to download a copy of the record in Excel format

A Singapore Government Agency Website

MINISTRY OF MANPOWER

Representative User: AE 01  
Role: Authorised Examiner

Home > View Corporate Level Approval

### View Corporate Level Approval

View extension record of statutory examination period of pressu...

#### Workplace Details

UEN :	UEN9997
Workplace No.:	20221205120002
Workplace Name :	COMPANY 29 PTE. LTD.
Scheme :	PVES 2021

#### Workplace Details

Plant ID :	20221205120002007
------------	-------------------

#### Extension History

Extension No.	Extension Start Date (DD/MM/YYYY)	Extension End Date (DD/MM/YYYY)	Competent Person	Status
20221205120002-2023/007	17/05/2023	30/06/2023	AE 02	Active

[Export to Excel](#)

[Back to Dashboard](#)

## 2.2 Pressure Vessel eService - Registration (New)

### 2.2.1 Access Pressure Vessel eService Dashboard (Authorised Examiner / Authorised Examiner Representative)

The screenshot shows the 'Pressure Vessel' dashboard for an authorised examiner. The page includes a header with the Ministry of Manpower logo and user information (Representative User: AE 01, Role: Authorised Examiner). The main content area features four navigation buttons: 'Register / Re-register', 'View Pressure Vessel', 'View Pressure Vessel Report', and 'Corporate Level Approval'. Below these is a 'Pending Signature' section with a table of records.

<input type="checkbox"/>	e-Submission/PV Reg./CLA Ext. No.	Vessel Type	Workplace No.	Workplace Name	Examination Date	Last Saved By	Action
<input type="checkbox"/>	11234567660001-2023/001	Fire Tube		CHINA CONSTRUCTION (SOUTH PACIFIC) DEVELOPMENT CO.PET LTD	01/11/2022		Select
<input type="checkbox"/>	20221205120004-2023/001	Slow Down Tank		COMPANY 31 PTE. LTD.	09/03/2023		Select
<input type="checkbox"/>	PR0100313A	Deaerator		CHINA	16/02/2023		Select

### 2.2.2 Click on Register / Re-register

This screenshot is identical to the previous one, but the 'Register / Re-register' button is highlighted with a red rectangular border to indicate the next step in the process.

## 2.2.3 The user will be redirected to the Terms and Conditions

A Singapore Government Agency Website

MINISTRY OF MANPOWER

Representative User: AE 01  
Role: Authorised Examiner | Log out

Home > Register Pressure Vessel

### Register Pressure Vessel

Types of Pressure Vessel to register and re-register

#### Terms and Conditions

I have read and understood the terms & conditions stated in the Occupational Safety and Health Division's Integrated Occupational Safety and Health (IOSH) System Service Agreement and agreed to abide by it.

#### Documents Available

I have verified that the relevant documents are available and will be submitted.

1. Boiler room and steam piping layout plans for Steam Boiler
2. Design Calculations reviewed and approved by Approved Third Party Inspection Agency or Local Professional Engineer
3. Previous report of examination by Approved Boiler Examiner of Singapore

← Disagree   Agree →

Report vulnerability | Privacy | Terms of use | Sitemap | Contact us | Supported browsers

© 2023 Government of Singapore.

## 2.2.4 Click on Agree

#### Terms and Conditions

I have read and understood the terms & conditions stated in the Occupational Safety and Health Division's Integrated Occupational Safety and Health (IOSH) System Service Agreement and agreed to abide by it.

#### Documents Available

I have verified that the relevant documents are available and will be submitted.

1. Boiler room and steam piping layout plans for Steam Boiler
2. Design Calculations reviewed and approved by Approved Third Party Inspection Agency or Local Professional Engineer
3. Previous report of examination by Approved Boiler Examiner of Singapore

← Disagree   **Agree →**



## 2.2.5 The user will be redirected to Workplace Details

The screenshot shows the 'Register Pressure Vessel' form on the Singapore Government Agency Website. The user is logged in as 'Representative User: AE 01' with the role 'Authorised Examiner'. The form is titled 'Register Pressure Vessel' and includes a breadcrumb trail: 'Home > Register Pressure Vessel'. Below the title, it says 'Types of Pressure Vessel to register and re-register'. A progress bar at the top indicates five steps: 1. Workplace Details (current), 2. Pressure Vessel Particulars, 3. Supporting Documents, 4. Preview, and 5. Acknowledgement. The form fields are as follows:

- e-Submission No. (empty)
- Type of Pressure Vessel (Section Header)
- \* Application Type:  Registration,  Re-registration
- \* Vessel Class: (empty dropdown)
- \* Vessel Type: (empty dropdown)
- \* Mobility: (empty dropdown)

## 2.2.6 Fill in all mandatory fields for the Type of Pressure Vessel

### Description in detail:

- If vessel class is selected as 'Steam Boiler', the additional question 'Is this application for boiler with attached economisers or superheaters?' will appear for input. If the answer is 'Yes', child vessels can be added from the preview page.
- Type Approval No. field will appear for input if vessel type is selected as 'Autoclave'.

This screenshot shows the same 'Register Pressure Vessel' form, but with several fields filled out and highlighted with red boxes. The fields are:

- \* Application Type:  Registration,  Re-registration
- \* Vessel Class: Steam Boiler
- is this application for boiler with attached economisers or superheaters?:  Yes,  No
- \* Vessel Type: Autoclave
- Type Approval No.: ACA23046
- \* Mobility: Stationary
- \* Installation: Permanent

## 2.2.7 Fill in Owner Particulars

### Description in detail:

- If Installation is selected as 'At various locations', workplace no. field is not mandatory.
- User can search for workplace no. using the search function.

The screenshot shows a web form titled "Types of Pressure Vessel to register and re-register". It is divided into two main sections: "Owner Particulars" and "Workplace Details".

**Owner Particulars:**

- \* UEN: 180081828W (with a search icon)
- \* Name of Company: Company 180081828W Pte Ltd

**Workplace Details:**

- \* Workplace No.: 202212345A0010 (with a search icon)
- Workplace Name: COMPANY 16 PTE. LTD.
- Workplace Location: 218 Ang Mo Kio Street 38 #38-218 S(212358)
- Workplace Status: Active
- Contact No.: 97231248
- Email: occupier@simsys.sg
- Nature of Work: Nature 3

Below the form, there is a note: "If you do not know the workplace details, you may do a search here" with a red circle around the word "here".

At the bottom of the form, there are three buttons: "Continue ->" (highlighted in orange), "Save As Draft" (with a draft icon), and "Cancel" (with an X icon).

## 2.2.8 Click on Continue

### Description in details:

Save as Draft - Save the application as a draft, which will be shown in the draft inbox.

Cancel - Return to Dashboard

This screenshot is identical to the one above, showing the same form with the "Continue" button highlighted in orange.

## 2.2.9 The user will be redirected to Pressure Vessel Particulars

The screenshot shows the 'Register Pressure Vessel' page on the Singapore Government Agency Website. The page title is 'Register Pressure Vessel' with a subtitle 'Types of Pressure Vessel to register and re-register'. A progress bar at the top indicates five steps: 1. Workplace Details, 2. Pressure Vessel Particulars (current step), 3. Supporting Documents, 4. Preview, and 5. Acknowledgement. The 'Pressure Vessel Particulars' section includes the following fields:

- Submission No. (expandable)
- Pressure Vessel Particulars (Section Header)
- Vessel Class: Steam Boiler
- Vessel Type: Autoclave
- \* Registration Date: DD/MM/YYYY (calendar icon)
- \* Brand and Model: Korbac XT-100
- \* Distinctive No. (empty text box)
- \* Year of Manufacture (YYYY) (empty text box)

## 2.2.10 Fill in Pressure Vessel Particulars

### Description in detail:

- If Type Approval No. is applicable, specific fields are pre-loaded or greyed out from editing.
- Heating Source & Heating Surface are mandatory if vessel class is 'Steam Boiler', 'Economisers' or 'Superheaters'.

This screenshot shows the 'Pressure Vessel Particulars' form with additional fields filled in. The fields and their values are:

- \* Registration Date: DD/MM/YYYY (calendar icon)
- \* Brand and Model: Korbac XT-100
- \* Distinctive No.: DN XT-00100
- \* Year of Manufacture (YYYY): 2020
- \* Volume (Litres): 20.00
- \* Design Pressure (kN/sqm): 200.0
- \* Heating Source: Electricity (dropdown menu)
- \* Is water fed manually at the start of the steam generation process and cannot be fed continuously from a portable water main?: Yes (selected radio button), No (radio button)
- \* Heating Surface (sqm): 500

## 2.2.11 Fill in Pressure Vessel Particulars (Continued)

Types of Pressure Vessel to register and re-register

350

\* Third Party Inspection Agency / Accredited Inspection Body  
SWARA Engineering Consultancy

Please verify that the:  
• Accredited Inspection Body holds a valid accreditation by the respective National Accreditation Board that is acceptable by the Ministry  
• Third Party Inspection Agency has a valid registration with the Ministry.

\* Country / Region of Manufacture  
SINGAPORE

\* Position  
Horizontal

Capacity (kW)  
500

\* Design Temperature (°C)  
500

\* Design Code (Main)  
ASME BPVC

\* Design Code (Sub)  
Sub 100

\* Last Pressure Test Date (DD/MM/YYYY)  
01/04/2023

\* Last Thickness Test Date (DD/MM/YYYY)  
01/04/2023

## 2.2.12 Click on Continue

### Description in details:

Back - Return to previous page

Save as Draft - Save the application as a draft, which will be shown in the draft inbox.

Cancel - Return to Dashboard

Types of Pressure Vessel to register and re-register

SINGAPORE

\* Position  
Horizontal

Capacity (kW)  
500

\* Design Temperature (°C)  
500

\* Design Code (Main)  
ASME BPVC

\* Design Code (Sub)  
Sub 100

\* Last Pressure Test Date (DD/MM/YYYY)  
01/04/2023

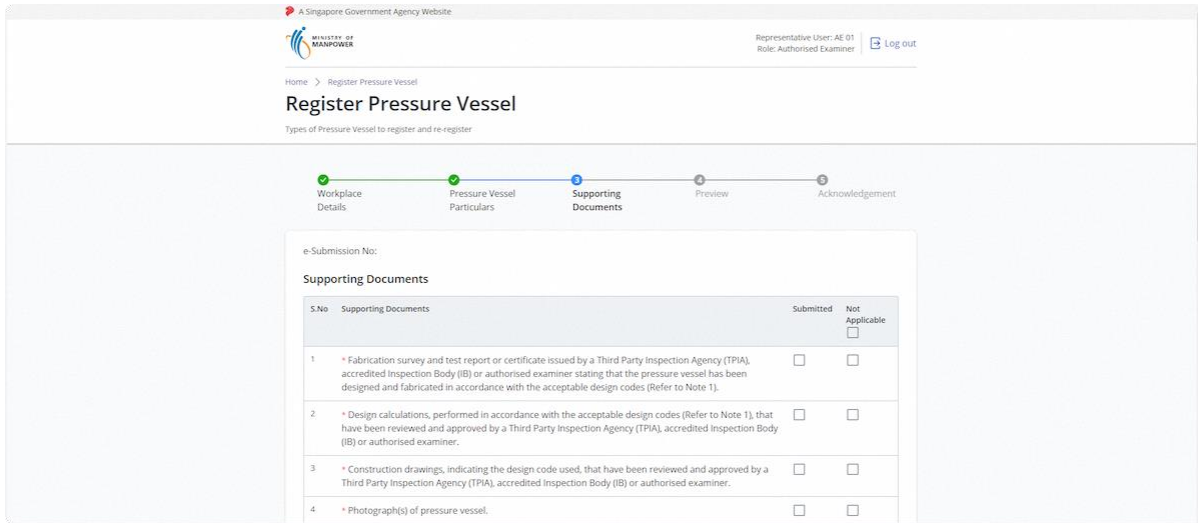
\* Last Thickness Test Date (DD/MM/YYYY)  
01/04/2023

← Back **Continue** → Save As Draft Cancel

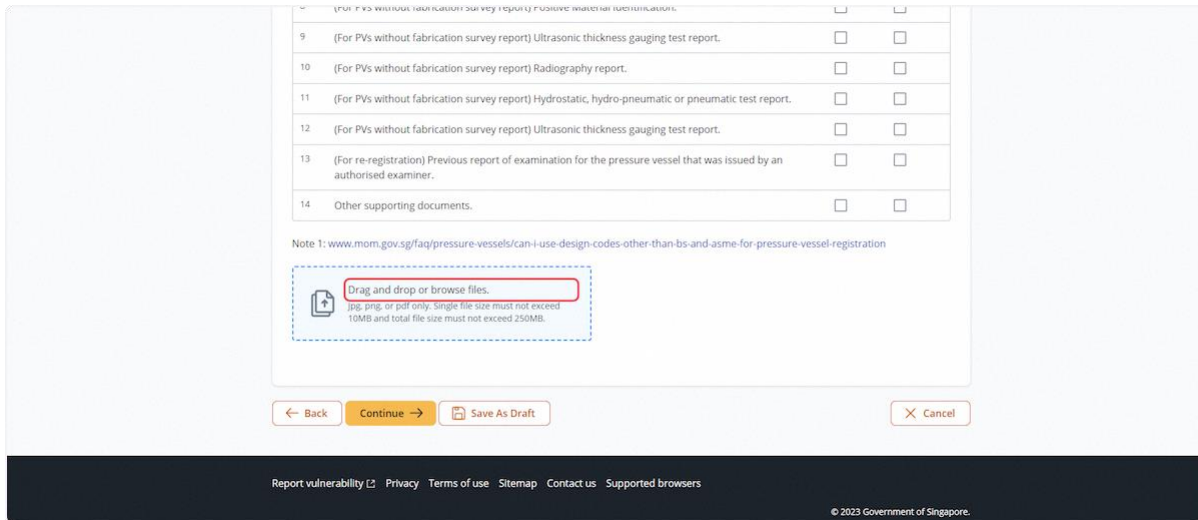
Report vulnerability Privacy Terms of use Sitemap Contact us Supported browsers

© 2023 Government of Singapore.

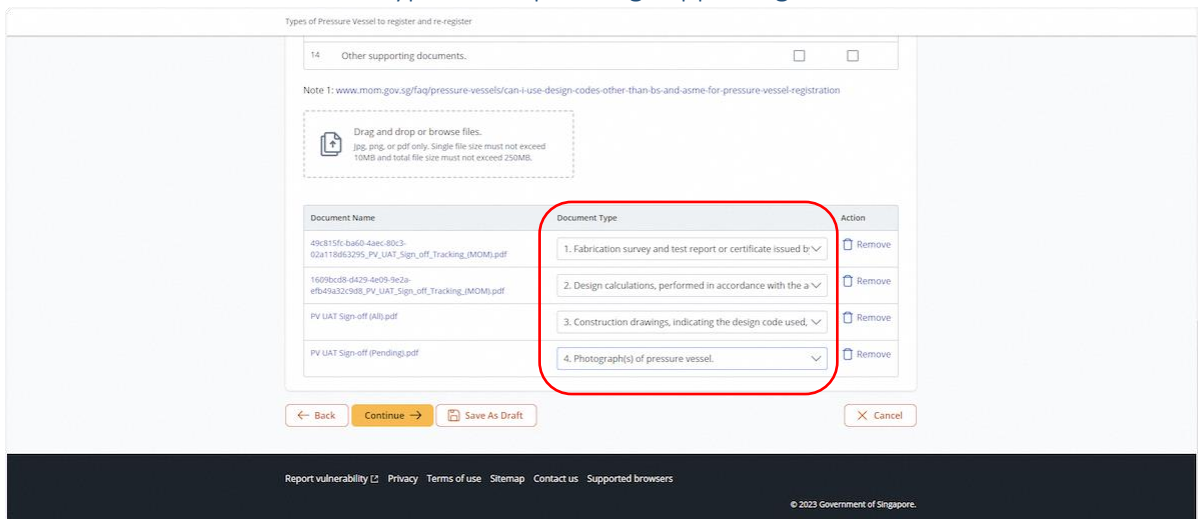
## 2.2.13 The user will be redirected to Supporting Documents



## 2.2.14 Click on the highlighted area to upload supporting documents



## 2.2.15 Select the Document Type after uploading supporting documents



## 2.2.16 Check 'Not Applicable' to auto-populate checks on documents not uploaded

Types of Pressure Vessel to register and re-register

Details Particulars Documents

e-Submission No:

**Supporting Documents**

S.No	Supporting Documents	Submitted	Not Applicable
1	* Fabrication survey and test report or certificate issued by a Third Party Inspection Agency (TPIA), accredited Inspection Body (IB) or authorised examiner stating that the pressure vessel has been designed and fabricated in accordance with the acceptable design codes (Refer to Note 1).	<input checked="" type="checkbox"/>	<input type="checkbox"/>
2	* Design calculations, performed in accordance with the acceptable design codes (Refer to Note 1), that have been reviewed and approved by a Third Party Inspection Agency (TPIA), accredited Inspection Body (IB) or authorised examiner.	<input checked="" type="checkbox"/>	<input type="checkbox"/>
3	* Construction drawings, indicating the design code used, that have been reviewed and approved by a Third Party Inspection Agency (TPIA), accredited Inspection Body (IB) or authorised examiner.	<input checked="" type="checkbox"/>	<input type="checkbox"/>
4	* Photograph(s) of pressure vessel.	<input checked="" type="checkbox"/>	<input type="checkbox"/>
5	(For steam boilers) Boiler room and steam piping layout plans prepared in accordance with Singapore Standard S5567 Code of Practice for Factory Layout – Safety, Health and Welfare Considerations.	<input type="checkbox"/>	<input checked="" type="checkbox"/>
6	(For direct fired steam boilers) Letter of Approval from Pollution Control Department (NEA) for chimney and blowdown pit.	<input type="checkbox"/>	<input checked="" type="checkbox"/>
7	(For gas or dual-fired steam boilers) Gas train layout plan, reviewed and endorsed by an authorised examiner, that is prepared in accordance with BS EN 676 Forced Draught Burners for Gaseous Fuels and/or relevant design codes.	<input type="checkbox"/>	<input checked="" type="checkbox"/>
8	(For PVs without fabrication survey report) Positive Material Identification.	<input type="checkbox"/>	<input checked="" type="checkbox"/>

## 2.2.17 Click on Continue

Document Name	Document Type	Action
49c815fc-ba60-4aec-80c3-02a118d63295_PV_UAT_Sign_off_Tracking_(MOM).pdf	1. Fabrication survey and test report or certificate issued by	Remove
1609bcd8-d429-4e09-9e2a-efb49a32c9d8_PV_UAT_Sign_off_Tracking_(MOM).pdf	2. Design calculations, performed in accordance with the a	Remove
PV UAT Sign-off (All).pdf	3. Construction drawings, indicating the design code used,	Remove
PV UAT Sign-off (Pending).pdf	4. Photograph(s) of pressure vessel.	Remove

[← Back](#)
[Continue →](#)
[Save As Draft](#)
[Cancel](#)

[Report vulnerability](#)
[Privacy](#)
[Terms of use](#)
[Sitemap](#)
[Contact us](#)
[Supported browsers](#)

## 2.2.18 The user will be redirected to Preview

A Singapore Government Agency Website

MINISTRY OF MANPOWER

Representative User: AE 01  
Role: Authorised Examiner

Log out

Home > Register Pressure Vessel

### Register Pressure Vessel

Types of Pressure Vessel to register and re-register

1 Workplace Details 2 Pressure Vessel Particulars 3 Supporting Documents 4 **Preview** 5 Acknowledgement

e-Submission No:

#### Owner/General Details [Edit](#)

UEN: 180081828W  
Company Name: Company 180081828W Pte Ltd

#### Workplace Details [Edit](#)

Workplace Name: COMPANY 16 PTE. LTD.  
Workplace Location: 218 Ang Mo Kio Street 38 #38-218 S(212358)  
Workplace Status: Active  
Contact No: 97231248

## 2.2.19 Scroll down to List of Pressure Vessels

Types of Pressure Vessel to register and re-register

1. Design calculations, performed in accordance with the acceptable design codes (refer to Note 1), that have been reviewed and approved by a Third Party Inspection Agency (TPIA) accredited inspection Body (IB) or authorised examiner.

2. Design calculations, performed in accordance with the acceptable design codes (refer to Note 1), that have been reviewed and approved by a Third Party Inspection Agency (TPIA) accredited inspection Body (IB) or authorised examiner.

3. Construction drawings, indicating the design code used, that have been reviewed and approved by a Third Party Inspection Agency (TPIA), accredited inspection Body (IB) or authorised examiner.

4. Photograph(s) of pressure vessel.

#### List of Pressure Vessels

[Add Economisers](#) [Add Superheaters](#)

e-Submission No.	Owner UEN	Owner Name	Vessel Class	Brand and Model	Distinctive No.	Status	Action
------------------	-----------	------------	--------------	-----------------	-----------------	--------	--------

**Declaration**

I hereby certify that the information given in this application is complete and to the best of my knowledge, and I am aware that an incomplete or inaccurate submission could the application to be rejected.

[Back](#) [Submit](#) [Save As Draft](#) [Cancel](#)

2.2.20 User can add child vessels to the registration if conditions are fulfilled. Click on either highlighted buttons to add child vessel details.

### Description in details:

- If the question 'Is this application for boiler with attached economisers or superheaters = 'Yes', the two highlighted buttons will be displayed to add child vessels.

Types of Pressure Vessel to register and re-register

1. Design calculations, performed in accordance with the acceptable design codes (refer to Note 1), that have been reviewed and approved by a Third Party Inspection Agency (TPIA) accredited inspection Body (IB) or authorised examiner.
2. Design calculations, performed in accordance with the acceptable design codes (refer to Note 1), that have been reviewed and approved by a Third Party Inspection Agency (TPIA) accredited inspection Body (IB) or authorised examiner.
3. Construction drawings, indicating the design code used, that have been reviewed and approved by a Third Party Inspection Agency (TPIA) accredited inspection Body (IB) or authorised examiner.
4. Photograph(s) of pressure vessel.

PV UAT Sign-off (All).pdf  
PV UAT Sign-off (Pending).pdf

### List of Pressure Vessels

[Add Economisers](#) [Add Superheaters](#)

e-Submission No.	Owner UEN	Owner Name	Vessel Class	Brand and Model	Distinctive No.	Status	Action
------------------	-----------	------------	--------------	-----------------	-----------------	--------	--------

**Declaration**

I hereby certify that the information given in this application is complete and to the best of my knowledge, and I am aware that an incomplete or inaccurate submission could the application to be rejected.

[← Back](#) [Submit →](#) [Save As Draft](#) [X Cancel](#)

Report vulnerability [Privacy](#) [Terms of use](#) [Sitemap](#) [Contact us](#) [Supported browsers](#)

## 2.2.21 The user will be redirected to fill in the child vessel details

Types of Pressure Vessel to register and re-register

**Workplace Details** | Pressure Vessel Particulars | Supporting Documents | Preview | Acknowledgement

e-Submission No: PV23000643

**Type of Pressure Vessel**

\* Application Type  
 Registration  Re-registration

\* Vessel Class  
 Economisers

\* Vessel Type

\* Mobility  
 Stationary

\* Installation  
 Permanent

**Owner Particulars**

\* UEN

## 2.2.22 Owner Particulars are greyed out and follow the parent vessel information

**Owner Particulars**

\* UEN  
 180081828W

\* Name of Company  
 Company 180081828W Pte Ltd

**Workplace Details**

\* Workplace No.  
 202212345A0010

Workplace Name : COMPANY 16 PTE. LTD.  
 Workplace Location : 138 Celementi Avenue 18 120362  
 Workplace Status : Active  
 Contact No. : 97231248  
 Email : occupier@simsys.sg  
 Nature of Work : Nature 3

If you do not know the workplace details, you may do a search here



---

**i** Repeat from step 2.2.9 to step 2.2.19 to complete child vessel details

---

### 2.2.23 Navigate to List of Pressure Vessels under Preview

#### Description in details:

- The parent vessel application that was completed initially will be shown in the List of Pressure Vessels (If a child pressure vessel is added).
- The current application that the user is editing will not be shown in the table.
- If more child vessels are added to the application, they will be added to the List of Pressure Vessels.
- User can click edit to edit the selected Pressure Vessel application.

Types of Pressure-Vessel to register and re-register

Screenshot 2022-07-18 153429 - Copy (3).png 3. Construction drawings, indicating the design code used, that have been reviewed and approved by a Third Party Inspection Agency (TPIA), accredited Inspection Body (IB) or authorised examiner.

Screenshot 2022-07-18 153429 - Copy (2).png 4. Photograph(s) of pressure vessel.

#### List of Pressure Vessels

[Add Economisers](#) [Add Superheaters](#)

e-Submission No.	Owner UEN	Owner Name	Vessel Class	Brand and Model	Distinctive No.	Status	Action
PV23000642	180081828W	Company 180081828W Pte Ltd	Steam Boiler	Korbec XT-100	DN XT-00100	Draft	<a href="#">Edit</a>

**Declaration**

I hereby certify that the information given in this application is complete and to the best of my knowledge, and I am aware that an incomplete or inaccurate submission could the application to be rejected.

[← Back](#) [Submit →](#) [Save As Draft](#) [× Cancel](#)

## 2.2.24 Check the status of each pressure vessel's application

### Description in details:

- Status = 'Draft' – Mandatory fields are not completed and not ready for submission.
- Status = 'Ready for submission'- All mandatory fields are completed and can be submitted.
- All group vessel submissions must have 'Ready for Submission' status, and the submission will be blocked if all vessels do not have 'Ready for Submission' status.

The screenshot shows a web interface for registering pressure vessels. At the top, there are two buttons: "Add Economisers" and "Add Superheaters". Below these is a table titled "List of Pressure Vessels". The table has the following columns: e-Submission No., Owner UEN, Owner Name, Vessel Class, Brand and Model, Distinctive No., Status, and Action. The first row contains the following data: PV23000642, 180081828W, Company 180081828W Pte Ltd, Steam Boiler, Korbec XT-100, DN XT-00100, Ready for submission (highlighted with a red box), and Edit. Below the table is a "Declaration" section with a checkbox that is currently unchecked. The text of the declaration is: "I hereby certify that the information given in this application is complete and to the best of my knowledge, and I am aware that an incomplete or inaccurate submission could the application to be rejected." At the bottom of the form, there are three buttons: "Back", "Submit", and "Save As Draft".

e-Submission No.	Owner UEN	Owner Name	Vessel Class	Brand and Model	Distinctive No.	Status	Action
PV23000642	180081828W	Company 180081828W Pte Ltd	Steam Boiler	Korbec XT-100	DN XT-00100	Ready for submission	Edit

**Declaration**

I hereby certify that the information given in this application is complete and to the best of my knowledge, and I am aware that an incomplete or inaccurate submission could the application to be rejected.

← Back Submit → Save As Draft Cancel

Report vulnerability Privacy Terms of use Sitemap Contact us Supported browsers

© 2023 Government of Singapore.

## 2.2.25 Check the Declaration checkbox

This is a close-up view of the declaration section from the previous screenshot. The checkbox is now checked and highlighted with a red box. The text of the declaration remains the same: "I hereby certify that the information given in this application is complete and to the best of my knowledge, and I am aware that an incomplete or inaccurate submission could the application to be rejected." Below the declaration, the "Submit" button is highlighted in orange, while the "Back" and "Save As Draft" buttons are in white.

PV23000642	180081828W	Company 180081828W Pte Ltd	Steam Boiler	Korbec XT-100	DN XT-00100	Ready for submission
------------	------------	----------------------------	--------------	---------------	-------------	----------------------

**Declaration**

I hereby certify that the information given in this application is complete and to the best of my knowledge, and I am aware that an incomplete or inaccurate submission could the application to be rejected.

← Back Submit → Save As Draft

## 2.2.26 Click on Submit

Types of Pressure Vessel to register and re-register

### List of Pressure Vessels

[Add Economisers](#) [Add Superheaters](#)

e-Submission No.	Owner UEN	Owner Name	Vessel Class	Brand and Model	Distinctive No.	Status	Action
PV23000642	180081828W	Company 180081828W Pte Ltd.	Steam Boiler	Korbec XT-100	DN XT-00100	Ready for submission	<a href="#">Edit</a>

**Declaration**

I hereby certify that the information given in this application is complete and to the best of my knowledge, and I am aware that an incomplete or inaccurate submission could the application to be rejected.

[← Back](#) [Submit →](#) [Save As Draft](#) [Cancel](#)

Report vulnerability [Privacy](#) [Terms of use](#) [Sitemap](#) [Contact us](#) [Supported browsers](#)

© 2023 Government of Singapore.

## 2.2.27 The user will be redirected to the Acknowledgement

### Description in details:

Refer to Annex B for the registration summary..

Types of Pressure Vessel to register and re-register

Workplace Details  Pressure Vessel Particulars  Supporting Documents  Preview  **Acknowledgement**

**Success**

Your pressure vessel(s) have been registered. You may obtain the Registration Summary(ies) below.

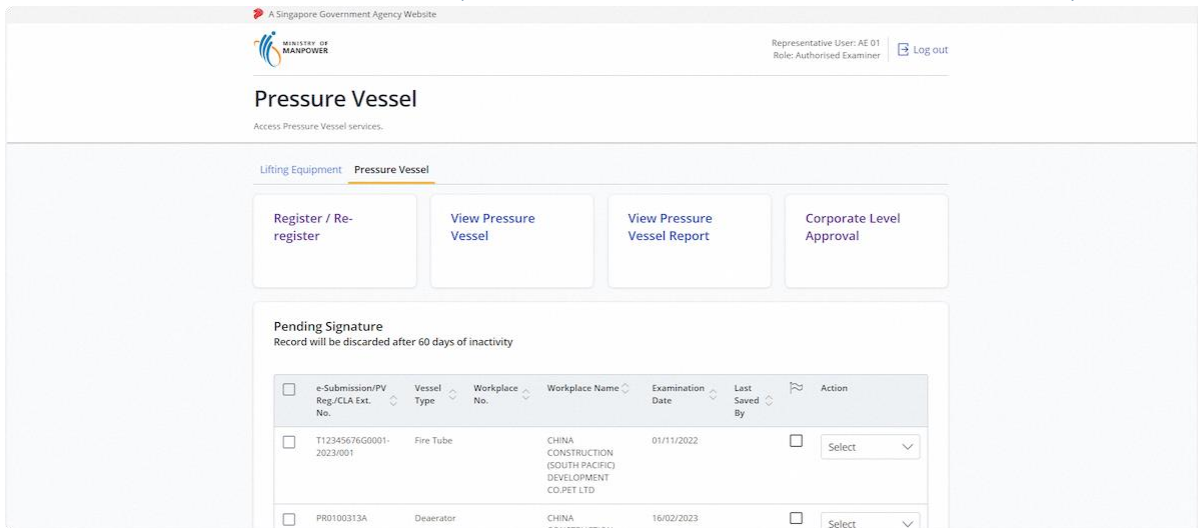
UEN	PV Reg No.	Vessel Class	Vessel Type	Brand and Model	Volume (Litres)	Distinctive No.	Heating Surface (sqm)	Authorized Examiner	Action
180081828W	BE100431L	Economisers	Deaerator	bran92929	20.00	DN9UJ2U92	505.0	External AE	<a href="#">New Examination Registration Summary</a>
180081828W	BR100432X	Steam Boiler	Autoclave	Korbec XT-100	20.00	DN XT-00100	500.0	External AE	<a href="#">New Examination Registration Summary</a>

[← Back to dashboard](#)

Report vulnerability [Privacy](#) [Terms of use](#) [Sitemap](#) [Contact us](#) [Supported browsers](#)

## 2.3 Pressure Vessel eService - Re-registration

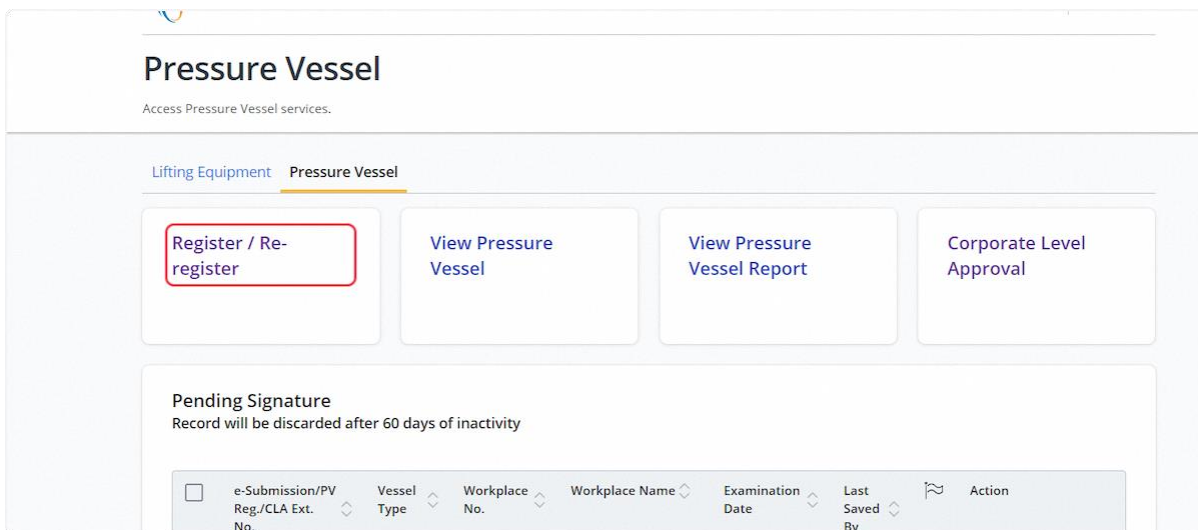
### 2.3.1 Access eService Dashboard (Authorised Examiner / Authorised Examiner Representative)



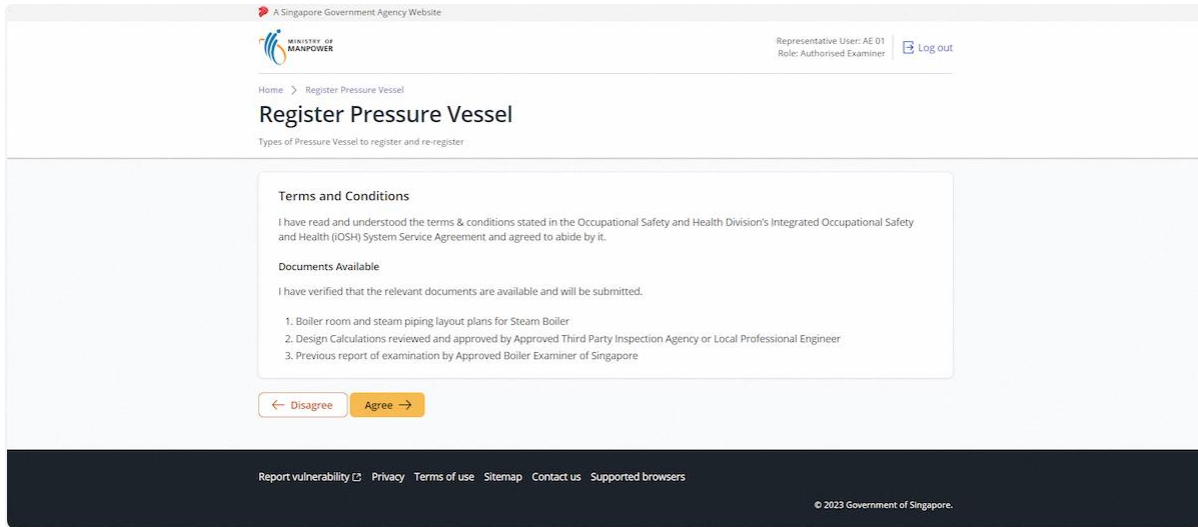
### 2.3.2 Click on Register / Re-register

#### Description in details:

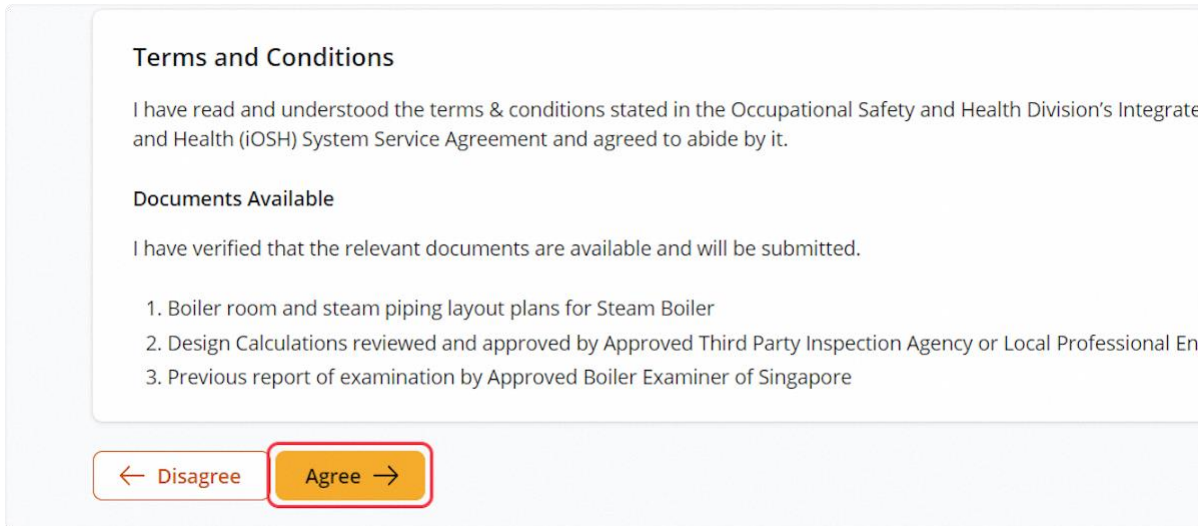
User can also re-register via View Pressure Vessel section, refer to 2.1.33



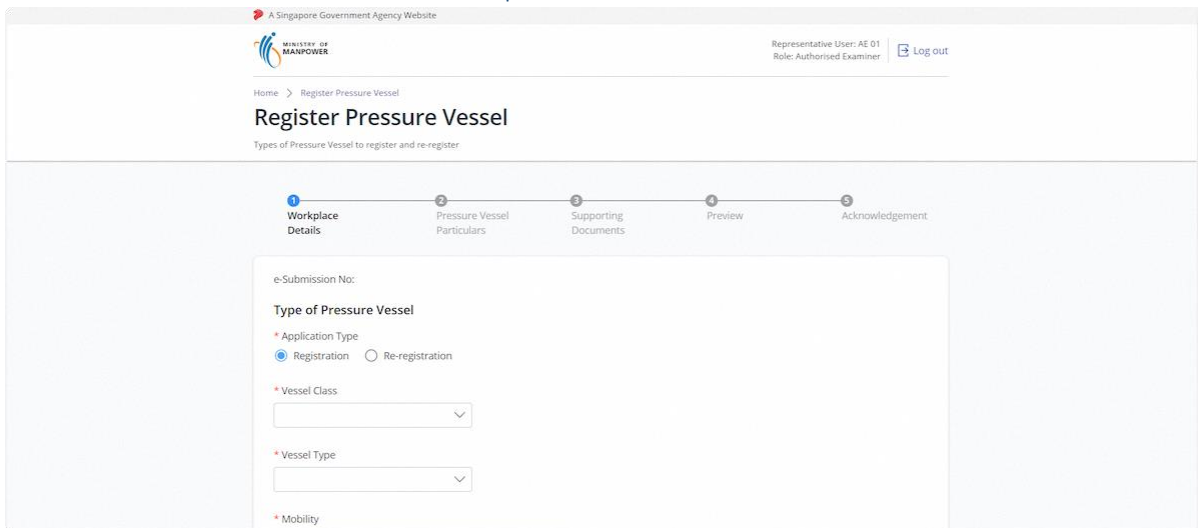
### 2.3.3 User will be redirected to the Terms and Conditions



### 2.3.4 Click on Agree



### 2.3.5 User will be redirected to Workplace Details



### 2.3.6 Click on Re-registration

e-Submission No:

**Type of Pressure Vessel**

\* Application Type  
 Registration  Re-registration

\* Vessel Class

\* Vessel Type

\* Mobility

### 2.3.7 Click on Yes

\* Vessel Class

\* Vessel Type

\* Mobility

\* Installation

This will clear all your register details. Do you still want to continue?

### 2.3.8 Registration Number field will be shown for user input

Submission No.

#### Type of Pressure Vessel

\* Application Type  
 Registration  Re-registration

\* Registration Number

\* Vessel Class

\* Vessel Type

### 2.3.9 Fill in the pressure vessel registration number and click search

#### Description in details:

The vessel must be in 'De-registered' status.

Types of Pressure Vessel to register and re-register

e-Submission No:

**Type of Pressure Vessel**

\* Application Type  
 Registration  Re-registration

\* Registration Number  
BR100432X

\* Vessel Class  
[Empty dropdown]

\* Vessel Type

### 2.3.10 For valid search, the vessel details will be populated in the application

#### Description in details:

For re-registration, most fields are greyed out from editing.

Types of Pressure Vessel to register and re-register

\* Application Type  
 Registration  Re-registration

\* Registration Number  
BR100432X

\* Vessel Class  
Steam Boiler [dropdown]

Is this application for boiler with attached economisers or superheaters?  
 Yes  No

\* Vessel Type  
Autoclave [dropdown]

Type Approval No.  
ACA23046 [dropdown]

\* Mobility  
Stationary [dropdown]

\* Installation  
Permanent [dropdown]



### 2.3.11 Click on Continue

#### Description in details:

Save as Draft - Save the application as a draft, which will be shown in the task inbox.

Cancel - Return to Dashboard.

Types of Pressure Vessel to register and re-register

**Owner Particulars**

\* UEN  
180081828W

\* Name of Company  
Company 180081828W Pte Ltd

**Workplace Details**

\* Workplace No.  
202212345A0010

Workplace Name : COMPANY 16 PTE. LTD.  
Workplace Location : 218 Ang Mo Kio Street 38 #38-218 S(212358)  
Workplace Status : Active  
Contact No. : 97231248  
Email : occupier@simsys.sg  
Nature of Work : Nature 3

If you do not know the workplace details, you may do a search here

Continue -> Save As Draft Cancel

### 2.3.12 The user will be redirected to Pressure Vessel Particulars

A Singapore Government Agency Website

Representative User: AE 01  
Role: Authorized Examiner Log out

Home > Register Pressure Vessel

## Register Pressure Vessel

Types of Pressure Vessel to register and re-register

Workplace Details Pressure Vessel Particulars Supporting Documents Preview Acknowledgement

e-Submission No:

**Pressure Vessel Particulars**

Vessel Class : Steam Boiler  
Vessel Type : Autoclave

\* Re-registration Date  
DD/MM/YYYY

\* Brand and Model  
Korbec XT-100

\* Distinctive No.  
DN XT-00100

### 2.3.13 Fill in the re-registration date


Types of Pressure Vessel to register and re-register

e-Submission No:

#### Pressure Vessel Particulars

Vessel Class : **Steam Boiler**

Vessel Type : **Autoclave**

\* Re-registration Date  
04/04/2023 


\* Brand and Model  
Korbec XT-100

\* Distinctive No.  
DN XT-00100

\* Year of Manufacture (YYYY)  
2020

\* Volume (Litres)  
20.00

\* Design Pressure (kN/sqm)  
200.0

\* Heating Source  
Electricity 

\* Is water fed manually at the start of the steam generation process and cannot be fed

### 2.3.14 User can edit the following fields

#### Description in details:

For pressure vessel particulars, all other fields are greyed out from editing.

The image shows two identical screenshots of a web form titled "Types of Pressure Vessel to register and re-register". The form contains the following fields:

- Design Temperature (°C): 100.0
- \* Design Code (Main): ASME BPVC (dropdown menu)
- \* Design Code (Sub): 100
- \* Last Pressure Test Date (DD/MM/YYYY): 31/01/2023
- \* Last Thickness Test Date (DD/MM/YYYY): 31/01/2023

At the bottom of the form, there are four buttons: "Back", "Continue" (highlighted in orange), "Save As Draft", and "Cancel".

### 2.3.15 Click on Continue

#### Description in details:

Back - Return to the previous page.

Save as Draft - Save the application as a draft, which will be shown in the task inbox.

Cancel - Return to Dashboard.

Types of Pressure Vessel to register and re-register

100

Design Temperature (°C)

100.0

\* Design Code (Main)

ASME BPVC

\* Design Code (Sub)

100

\* Last Pressure Test Date (DD/MM/YYYY)

31/01/2023

\* Last Thickness Test Date (DD/MM/YYYY)

31/01/2023

← Back Continue → Save As Draft Cancel

Types of Pressure Vessel to register and re-register

100

Design Temperature (°C)

100.0

\* Design Code (Main)

ASME BPVC

\* Design Code (Sub)

100

\* Last Pressure Test Date (DD/MM/YYYY)

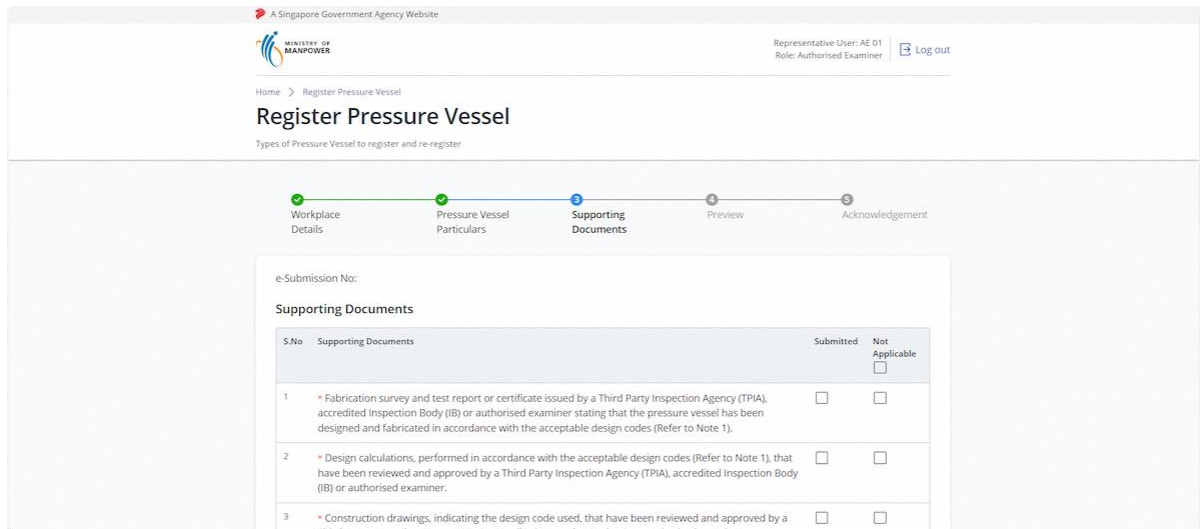
31/01/2023

\* Last Thickness Test Date (DD/MM/YYYY)

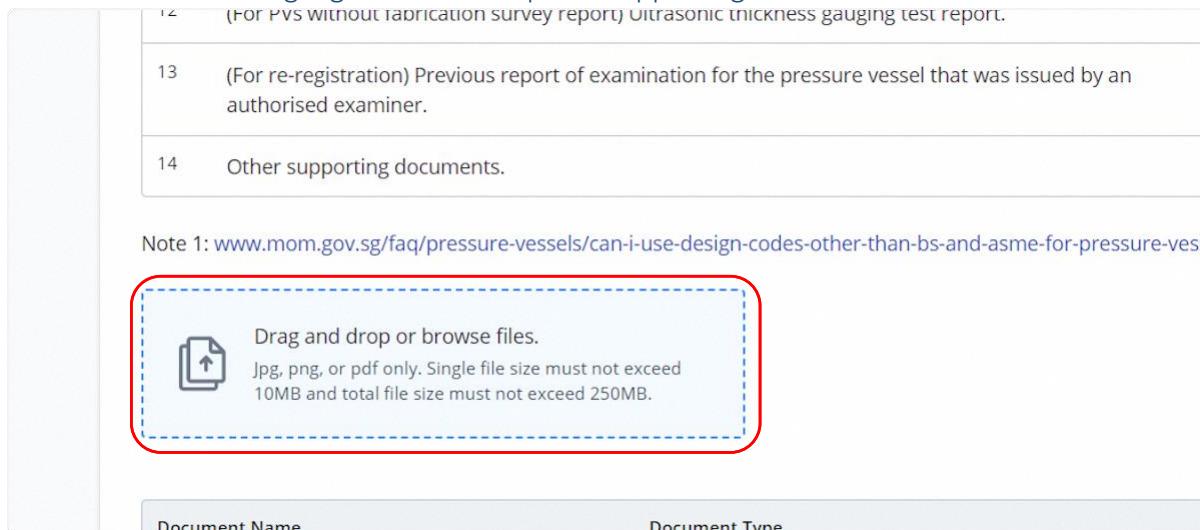
31/01/2023

← Back Continue → Save As Draft Cancel

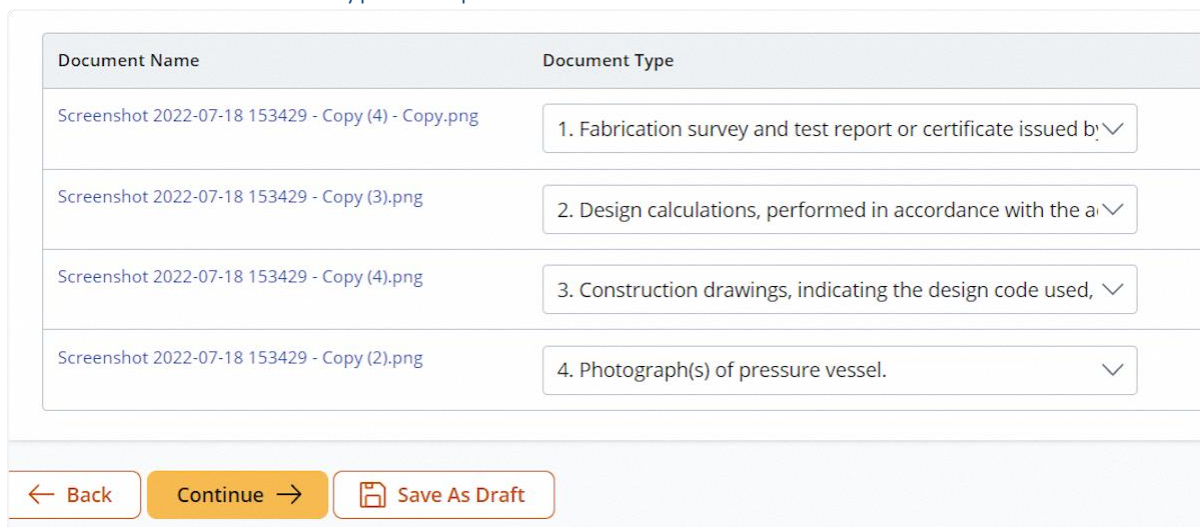
### 2.3.16 The user will be redirected to the Supporting Documents



### 2.3.17 Click on the highlighted area to upload supporting documents



### 2.3.18 Select Document Type for uploaded documents



### 2.3.19 Check “Not Applicable” to auto-populate checks on documents not uploaded

Register Pressure Vessel  
Types of Pressure Vessel to register and re-register

1 Workplace Details 2 Pressure Vessel Particulars 3 Supporting Documents 4 Preview 5 Acknowledgement

e-Submission No:

**Supporting Documents**

S.No	Supporting Documents	Submitted	Not Applicable
1	* Fabrication survey and test report or certificate issued by a Third Party Inspection Agency (TPIA), accredited Inspection Body (IB) or authorised examiner stating that the pressure vessel has been designed and fabricated in accordance with the acceptable design codes (Refer to Note 1).	<input checked="" type="checkbox"/>	<input type="checkbox"/>
2	* Design calculations, performed in accordance with the acceptable design codes (Refer to Note 1), that have been reviewed and approved by a Third Party Inspection Agency (TPIA), accredited Inspection Body (IB) or authorised examiner.	<input checked="" type="checkbox"/>	<input type="checkbox"/>
3	* Construction drawings, indicating the design code used, that have been reviewed and approved by a Third Party Inspection Agency (TPIA), accredited Inspection Body (IB) or authorised examiner.	<input checked="" type="checkbox"/>	<input type="checkbox"/>
4	* Photograph(s) of pressure vessel.	<input checked="" type="checkbox"/>	<input type="checkbox"/>
5	(For steam boilers) Boiler room and steam piping layout plans prepared in accordance with Singapore Standard SS567 Code of Practice for Factory Layout – Safety, Health and Welfare Considerations.	<input type="checkbox"/>	<input checked="" type="checkbox"/>
6	(For direct fired steam boilers) Letter of Approval from Pollution Control Department (NEA) for chimney	<input type="checkbox"/>	<input checked="" type="checkbox"/>

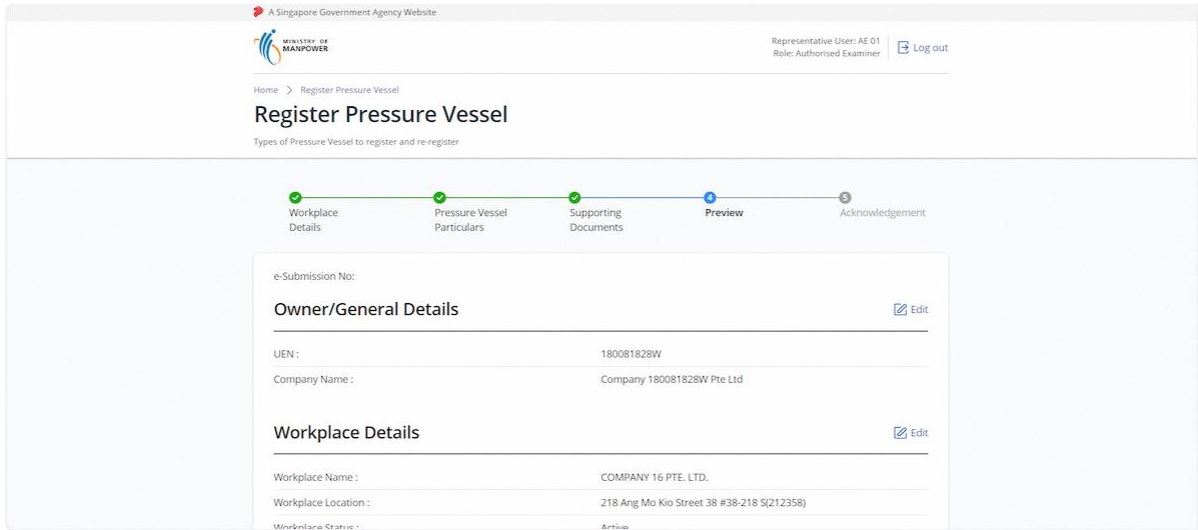
### 2.3.20 Click on Continue

Document Name	Document Type	Action
Screenshot 2022-07-18 153429 - Copy (4) - Copy.png	1. Fabrication survey and test report or certificate issued by	Remove
Screenshot 2022-07-18 153429 - Copy (3).png	2. Design calculations, performed in accordance with the a	Remove
Screenshot 2022-07-18 153429 - Copy (4).png	3. Construction drawings, indicating the design code used,	Remove
Screenshot 2022-07-18 153429 - Copy (2).png	4. Photograph(s) of pressure vessel.	Remove

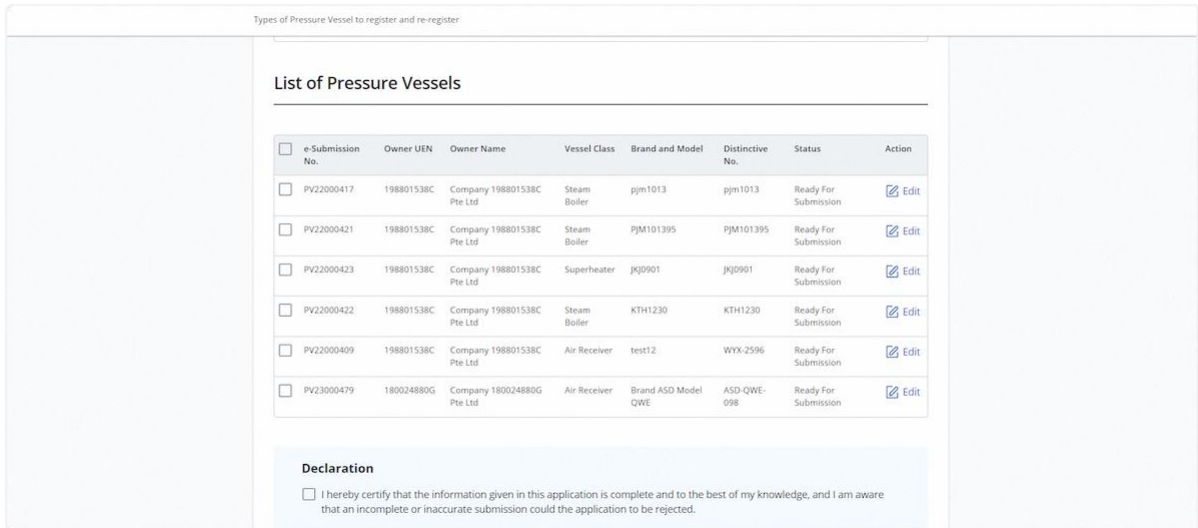
[← Back](#)
[Continue →](#)
[Save As Draft](#)
[Cancel](#)

[Report vulnerability](#)
[Privacy](#)
[Terms of use](#)
[Sitemap](#)
[Contact us](#)
[Supported browsers](#)

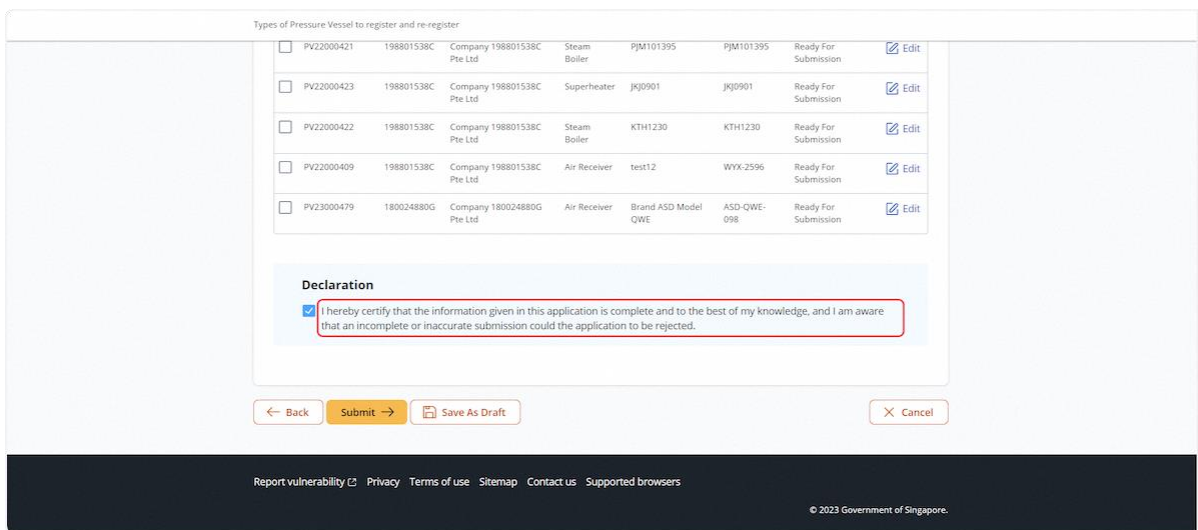
### 2.3.21 The user will be redirected to Preview



### 2.3.22 User can check on any other pressure vessels registration draft(s) for group submission



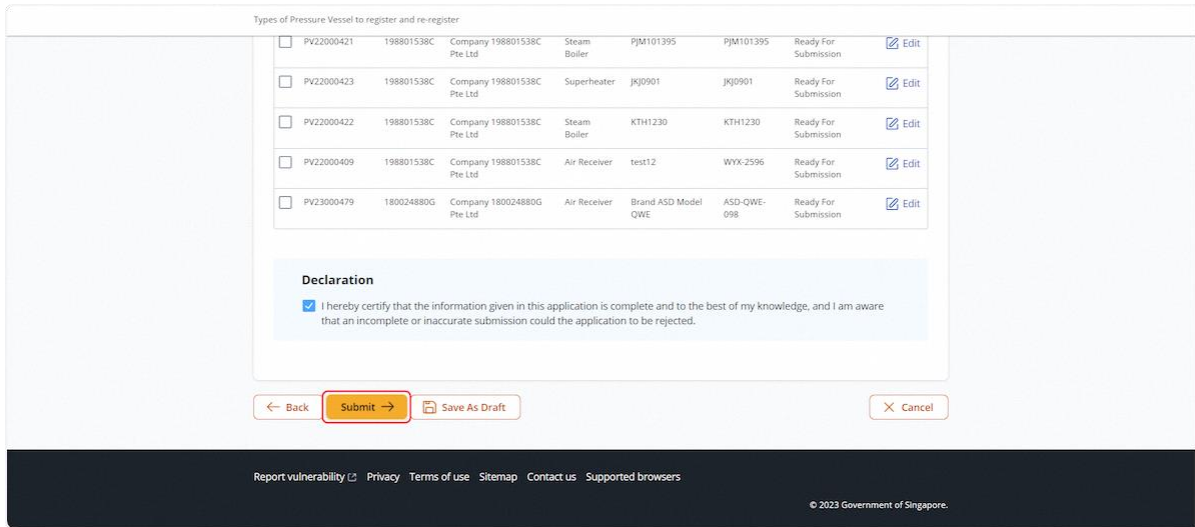
### 2.3.23 Check the Declaration checkbox before submission







### 2.3.24 Click on Submit

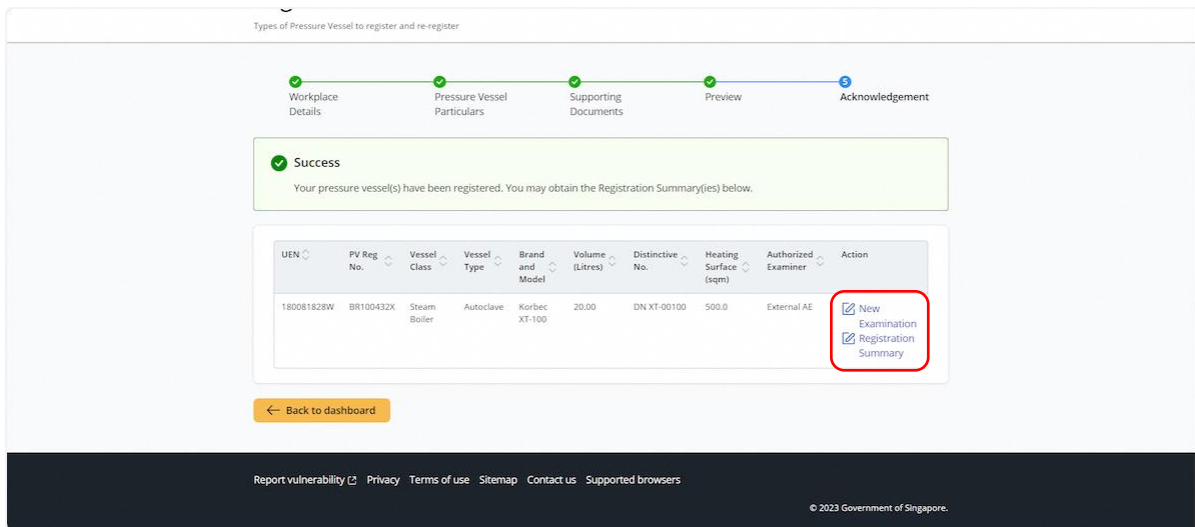


### 2.3.25 The user will be redirected to the Acknowledgement page

#### Description in details:

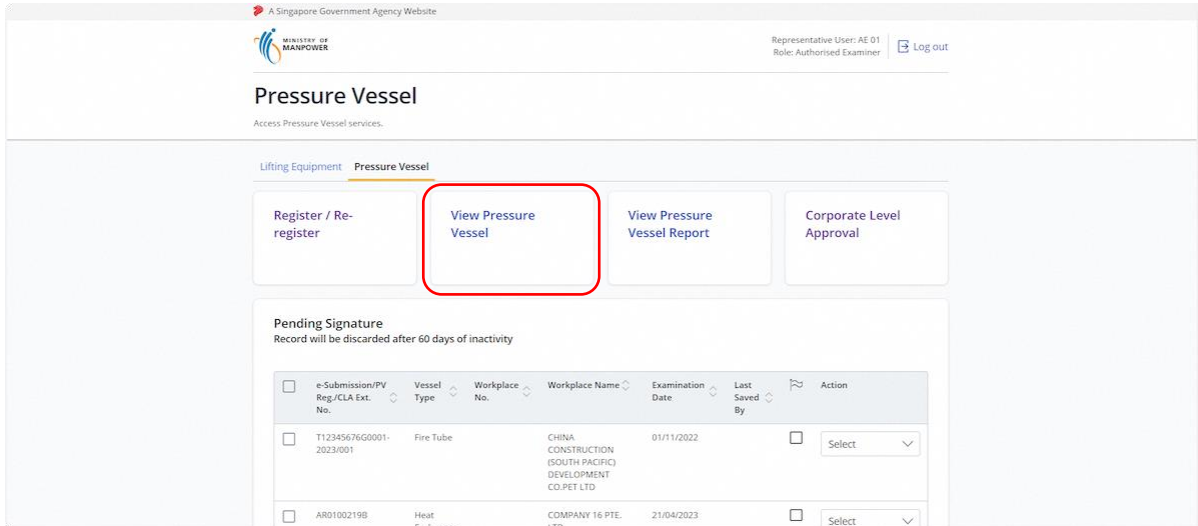
User can either download the PDF copy of the registration summary or create a new examination for the selected pressure vessel.

Refer to Annex B for the registration summary.

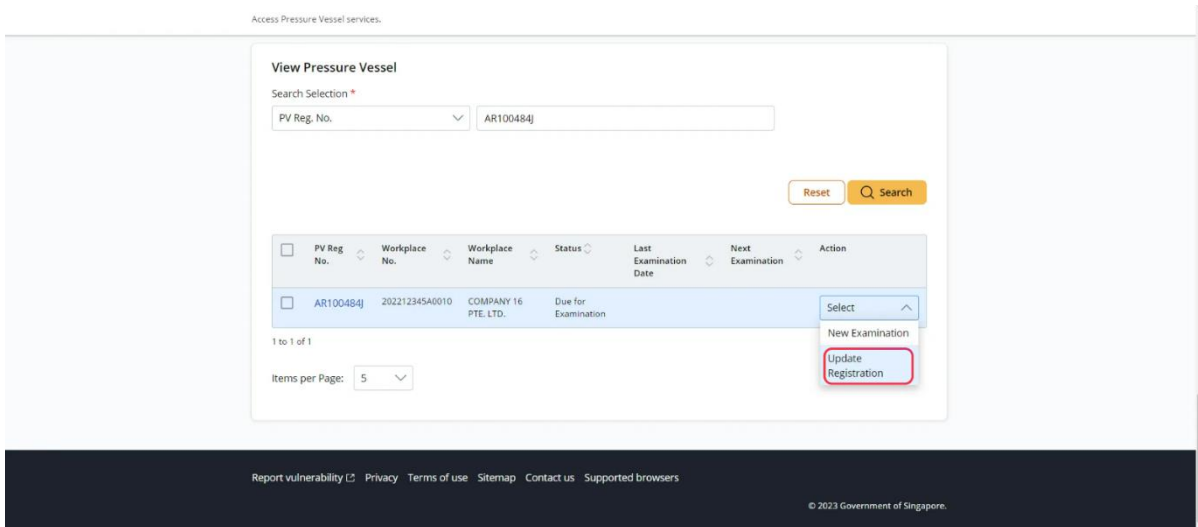


## 2.4 Pressure Vessel eService - Update Registration

### 2.4.1 Access eService Dashboard [Authorised Examiner / Authorised Examiner Representative], click on View Pressure Vessel.



### 2.4.2 Search for the pressure vessel, click Update Registration under Action



### 2.4.3 The user will be redirected to Update Registration

A Singapore Government Agency Website

MINISTRY OF MANPOWER

Representative User: AE 01  
Role: Authorised Examiner

Home > Register Pressure Vessel

## Update Registration

Update registered Pressure Vessel

- 1 Workplace Details
- 2 Pressure Vessel Particulars
- 3 Supporting Documents
- 4 Preview
- 5 Acknowledgement

Pressure Vessel Reg. No.: AR100484J

### Type of Pressure Vessel

\* Application Type  
 Registration  Re-registration

\* Vessel Class  
Air Receiver

\* Vessel Type  
Blasting Pot

\* Mobility

### 2.4.4 Review & edit the Type of Pressure Vessel

Update registered Pressure Vessel

Pressure Vessel Reg. No.: AR100484J

### Type of Pressure Vessel

\* Application Type  
 Registration  Re-registration

\* Vessel Class  
Air Receiver

\* Vessel Type  
Blasting Pot

\* Mobility  
Mobile

\* Installation  
At various locations

### Owner Particulars

\* UEN  
180081828W

## 2.4.5 Review & Edit Owner Particulars

Update registered Pressure Vessel

### Owner Particulars

\* UEN  
180081828W

\* Name of Company  
Company 180081828W Pte Ltd

### Workplace Details

Workplace No.  
202212345A0010

Workplace Name : COMPANY 16 PTE. LTD.

Workplace Location : 218 Ang Mo Kio Street 38 #38-218  
S(212358)

Workplace Status : Active

Contact No. : 97231248

Email : occupier@simsys.sg

Nature of Work : Nature 3

If you do not know the workplace details, you may do a search here

[Continue →](#) [Save As Draft](#) [Cancel](#)

## 2.4.6 Click on Continue

### Description in details:

Save as Draft - Save the application as a draft, which will be shown in the task inbox.

Cancel - Return to Dashboard.

Workplace Location : 218 Ang Mo Kio Street 38 #38-218  
S(212358)

Workplace Status : Active

Contact No. : 97231248

Email : occupier@simsys.sg

Nature of Work : Nature 3

If you do not know the workplace details, you may do a search here

[Continue →](#) [Save As Draft](#) [Cancel](#)

[Report vulnerability](#) [Privacy](#) [Terms of use](#) [Sitemap](#) [Contact us](#) [Supported browsers](#)

© 2023 Government of Singapore.

## 2.4.7 User will be redirected to Pressure Vessel Particulars

Update registered Pressure Vessel

Pressure Vessel Reg. No.: AR100484

### Pressure Vessel Particulars

Vessel Class : **Air Receiver**

Vessel Type : **Blasting Pot**

\* Registration Date  
02/05/2023

\* Brand and Model  
Brand 99UZE

\* Distinctive No.  
DN 12H82

\* Year of Manufacture (YYYY)  
2020

\* Volume (Litres)  
20.00

\* Design Pressure (kN/sqm)  
200.0

Heating Source  
Fuel

Heating Surface (sqm)  
500.0

MDMT (°C)  
500.00

## 2.4.8 Review & Edit Pressure Vessel Particulars

Update registered Pressure Vessel

Pressure Vessel Reg. No.: AR100484

500.00

\* Third Party Inspection Agency / Accredited Inspection Body  
TPIA Test

Please verify that the  
• Accredited Inspection Body holds a valid accreditation by the respective National Accreditation Board that is acceptable by the Ministry  
• Third Party Inspection Agency has a valid registration with the Ministry

\* Country / Region of Manufacture  
SINGAPORE

\* Position  
Vertical

Capacity (kW)  
50

\* Design Temperature (°C)  
500.0

\* Design Code (Main)  
JIS

\* Design Code (Sub)  
Steeeer

\* Last Pressure Test Date (DD/MM/YYYY)  
01/05/2023

\* Last Thickness Test Date (DD/MM/YYYY)  
01/05/2023

## 2.4.9 Click on Continue

### Description in details:

Save as Draft - Save the application as a draft, which will be shown in the task inbox.

The screenshot shows a web form with the following fields:

- \* Design Code (Main): JIS
- \* Design Code (Sub): Steeeer
- \* Last Pressure Test Date (DD/MM/YYYY): 01/05/2023
- \* Last Thickness Test Date (DD/MM/YYYY): 01/05/2023

At the bottom of the form, there are four buttons: "Back", "Continue" (highlighted in red), "Save As Draft", and "Cancel".

Below the form, there is a dark footer bar with the following links: [Report vulnerability](#), [Privacy](#), [Terms of use](#), [Sitemap](#), [Contact us](#), and [Supported browsers](#).

## 2.4.10 The user will be redirected to Supporting Documents

The screenshot shows the "Update Registration" page for a Pressure Vessel. The page is titled "Update registered Pressure Vessel" and shows a progress bar with five steps: Workplace Details, Pressure Vessel Particulars, Supporting Documents (current step), Preview, and Acknowledgement.

The "Supporting Documents" section displays a table with the following data:

S.No	Supporting Documents	Submitted	Not Applicable
1	* Fabrication survey and test report or certificate issued by a Third Party Inspection Agency (TPIA), accredited Inspection Body (IB) or authorised examiner stating that the pressure vessel has been designed and fabricated in accordance with the acceptable design codes (Refer to Note 1).	<input checked="" type="checkbox"/>	<input type="checkbox"/>
2	* Design calculations, performed in accordance with the acceptable design codes (Refer to Note 1), that have been reviewed and approved by a Third Party Inspection Agency (TPIA), accredited Inspection Body (IB) or authorised examiner.	<input checked="" type="checkbox"/>	<input type="checkbox"/>
3	* Construction drawings, indicating the design code used, that have been reviewed and approved by a Third Party Inspection Agency (TPIA), accredited Inspection Body (IB) or authorised examiner.	<input checked="" type="checkbox"/>	<input type="checkbox"/>
4	* Photograph(s) of pressure vessel.	<input checked="" type="checkbox"/>	<input type="checkbox"/>

## 2.4.11 Review & Edit uploaded Supporting Documents

14 Other supporting documents.

Note 1: [www.mom.gov.sg/faq/pressure-vessels/can-i-use-design-codes-other-than-bs-and-asm-e-for-pressure-vessel-registration](http://www.mom.gov.sg/faq/pressure-vessels/can-i-use-design-codes-other-than-bs-and-asm-e-for-pressure-vessel-registration)

Drag and drop or browse files.  
 jpg, png, or pdf only. Single file size must not exceed 10MB and total file size must not exceed 250MB.

Document Name	Document Type	Action
Screenshot 2022-07-18 153429 - Copy (4).png	3. Construction drawings, indicating the design code used, ▾	Remove
Screenshot 2022-07-18 153429 - Copy (3).png	4. Photograph(s) of pressure vessel. ▾	Remove
Screenshot 2022-07-18 153429 - Copy (2).png	1. Fabrication survey and test report or certificate issued by ▾	Remove
Screenshot 2022-07-18 153429 - Copy (4) - Copy.png	2. Design calculations, performed in accordance with the a ▾	Remove

← Back
Continue →
 Save As Draft
✕ Cancel

[Report vulnerability](#) [Privacy](#) [Terms of use](#) [Sitemap](#) [Contact us](#) [Supported browsers](#)

## 2.4.12 Click on Continue

Document Name	Document Type	Action
Screenshot 2022-07-18 153429 - Copy (4).png	3. Construction drawings, indicating the design code used, ▾	Remove
Screenshot 2022-07-18 153429 - Copy (3).png	4. Photograph(s) of pressure vessel. ▾	Remove
Screenshot 2022-07-18 153429 - Copy (2).png	1. Fabrication survey and test report or certificate issued by ▾	Remove
Screenshot 2022-07-18 153429 - Copy (4) - Copy.png	2. Design calculations, performed in accordance with the a ▾	Remove

← Back
Continue →
 Save As Draft
✕ Cancel

[Report vulnerability](#) [Privacy](#) [Terms of use](#) [Sitemap](#) [Contact us](#) [Supported browsers](#)

## 2.4.13 User will be redirected to Preview

A Singapore Government Agency Website

Representative User: AE 01  
 Role: Authorised Examiner

 Log out

Home > Register Pressure Vessel

## Update Registration

Update registered Pressure Vessel

✓  
 Workplace  
 Details

✓  
 Pressure Vessel  
 Particulars

✓  
 Supporting  
 Documents

4  
**Preview**

5  
 Acknowledgement

Pressure Vessel Reg. No.: AR100484J

### Owner/General Details Edit

---

UEN : 180081828W

Company Name : Company 180081828W Pte Ltd

### Workplace Details Edit

## 2.4.14 Check the Declaration checkbox

Screenshot 2022-07-18 153429 - Copy (2).png	1. Fabrication survey and test report or certificate issued by a Third Party Inspection Agency (TPIA), accredited Inspection Body (IB) or authorised examiner stating that the pressure vessel has been designed and fabricated in accordance with the acceptable design codes (Refer to Note 1).
Screenshot 2022-07-18 153429 - Copy (4) - Copy.png	2. Design calculations, performed in accordance with the acceptable design codes (Refer to Note 1), that have been reviewed and approved by a Third Party Inspection Agency (TPIA), accredited Inspection Body (IB) or authorised examiner.

**Declaration**

I hereby certify that the information given in this application is complete and to the best of my knowledge, and I am aware that an incomplete or inaccurate submission could the application to be rejected.

← Back   **Submit →**   Save As Draft   **Cancel**

## 2.4.15 Click on Submit

Update registered Pressure Vessel

Document Name	Document Type
Screenshot 2022-07-18 153429 - Copy (4).png	3. Construction drawings, indicating the design code used, that have been reviewed and approved by a Third Party Inspection Agency (TPIA), accredited Inspection Body (IB) or authorised examiner.
Screenshot 2022-07-18 153429 - Copy (3).png	4. Photograph(s) of pressure vessel.
Screenshot 2022-07-18 153429 - Copy (2).png	1. Fabrication survey and test report or certificate issued by a Third Party Inspection Agency (TPIA), accredited Inspection Body (IB) or authorised examiner stating that the pressure vessel has been designed and fabricated in accordance with the acceptable design codes (Refer to Note 1).
Screenshot 2022-07-18 153429 - Copy (4) - Copy.png	2. Design calculations, performed in accordance with the acceptable design codes (Refer to Note 1), that have been reviewed and approved by a Third Party inspection Agency (TPIA), accredited Inspection Body (IB) or authorised examiner.

**Declaration**

I hereby certify that the information given in this application is complete and to the best of my knowledge, and I am aware that an incomplete or inaccurate submission could the application to be rejected.

← Back   **Submit →**   Save As Draft   **Cancel**

Report vulnerability [Privacy](#) [Terms of use](#) [Sitemap](#) [Contact us](#) [Supported browsers](#)


© 2023 Government of Singapore.

## 2.4.16 User will be redirected to the Acknowledgement

### Description in details:

- If no examination is done, no signing is required.
- Signing is required if the same Authorised Examiner examined the same pressure vessel.
- If another Authorised Examiner conducts an examination, the signing task will be routed to the Authorised Examiner under the pending signature inbox.





**Success**

The pressure vessel record has been updated. You may download the Report of Examination with the updated details below.

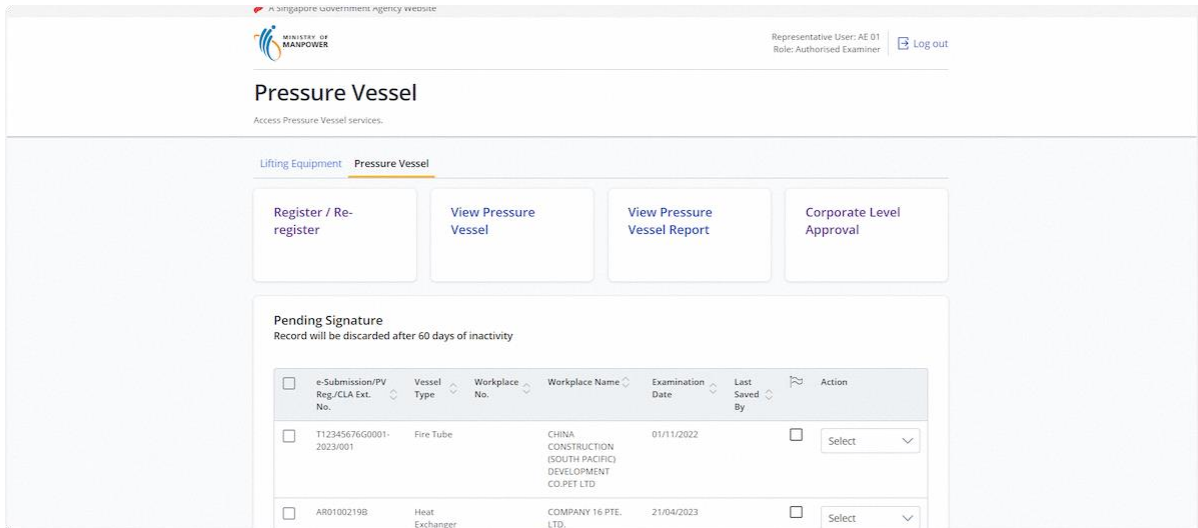
Transaction Date and Time : 05/05/2023 at 10:31

PV Reg No.	Vessel Class	Vessel Type	Brand and Model	Volume (Litres)	Distinctive No.	Heating Surface (sqm)	Authorized Examiner	Action
AR10048HJ	Air Receiver	Blasting Pot	Brand 99UZE	20.00	DN 12H5Z	500.0	External AE	<input checked="" type="checkbox"/> New Examination <input checked="" type="checkbox"/> Sign <input checked="" type="checkbox"/> Registration Summary

[← Back to dashboard](#)

## 2.5 Pressure Vessel eService - New Examination

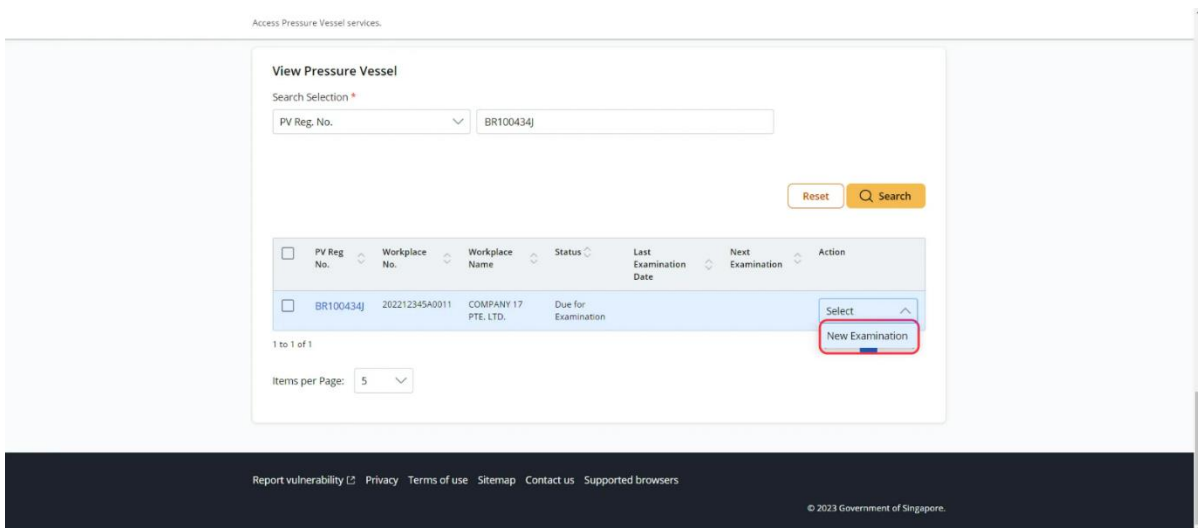
### 2.5.1 Access eService Dashboard [Authorised Examiner/Authorised Examiner Representative], click on View Pressure Vessel



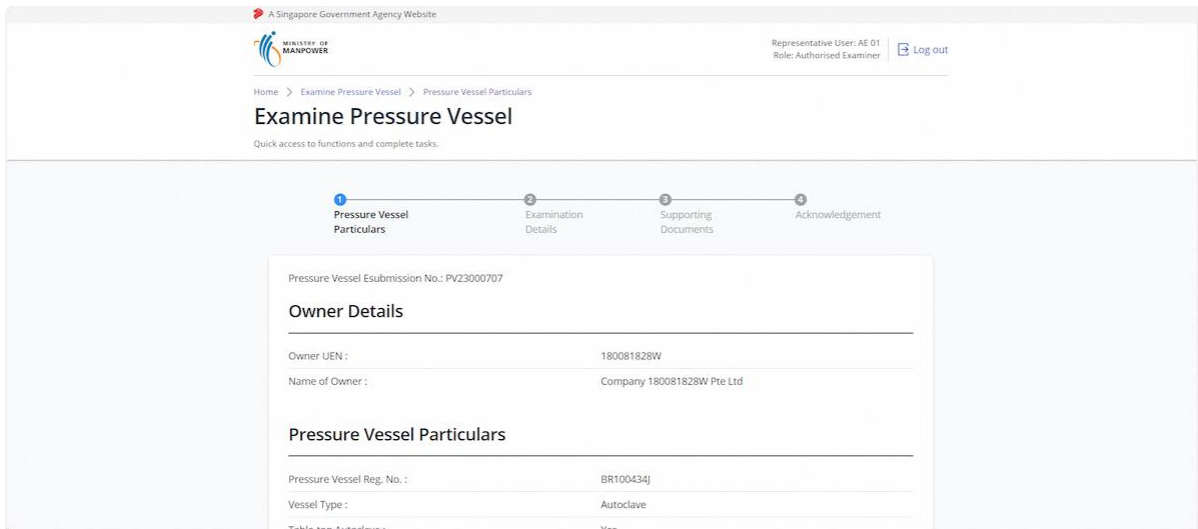
### 2.5.2 Search for the pressure vessel, and click New Examination under the Action column

#### Description in details:

- Action will be hidden under the following conditions:
  - a. Pressure Vessel status is either "Suspended" or "De-registered";
  - b. Pressure Vessel ACA No. is suspended or revoked; or
  - c. Pressure Vessel with a Heating Surface > 1,000 sqm unless assigned by MOM administrator.



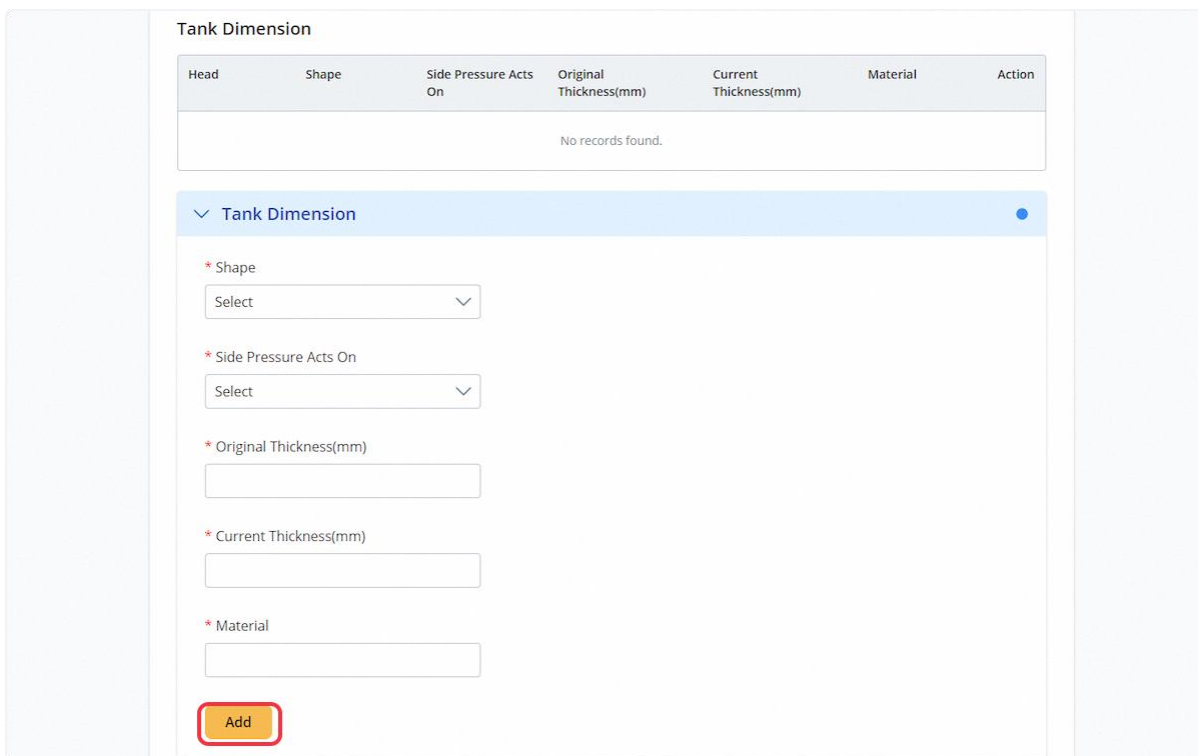
### 2.5.3 The user will be redirected to Pressure Vessel Particulars



### 2.5.4 Fill in Tank Dimension if applicable

#### Description in details:



- The system will accept either 0 or 2 entries only.



### 2.5.5 User can click Edit to update the records

Full access to functions and complete tasks.

#### Tank Dimension




Head	Shape	Side Pressure Acts On	Original Thickness(mm)	Current Thickness(mm)	Material	Action
Head 1	Conical	Concave	100	100	100	
Head 2	Flat	Convex	100	100	100	

▼ Tank Dimension

\* Shape  
Select

### 2.5.6 Click on Save to confirm the changes

#### Tank Dimension

Side Pressure Acts On	Original Thickness(mm)	Current Thickness(mm)	Material	Action
▼ Concave ▼	100	100	100	 Save  Remove
Convex	100	100	100	 Edit

▼ Tank Dimension

\* Shape  
Select

## 2.5.7 Fill in Shell Dimension if applicable

### Description in details:

- Shell Dimension field fields are mandatory if either Tank or Jacket Dimension fields are filled up.

Quick access to functions and complete tasks.

#### Shell Dimension

▼ Shell Dimension

\* Original Thickness(mm)

\* Current Thickness(mm)

Diameter/Width 1(mm)

Diameter/Width 2(mm)

Height/L length(mm)

\* Material

#### Jacket Dimension

Head	Shape	Side Pressure Acts On	Original Thickness(mm)	Current Thickness(mm)	Material	Action
Head 1	Flat	Convex	200	200	200	<a href="#">Edit</a>

## 2.5.8 Fill in Jacket Dimension if applicable

### Description in details:

- The system will accept either zero or two entries only.

Quick access to functions and complete tasks.

#### Jacket Dimension

Head	Shape	Side Pressure Acts On	Original Thickness(mm)	Current Thickness(mm)	Material	Action
Head 1	Flat	Convex	200	200	200	<a href="#">Edit</a>

▼ Jacket Dimension

\* Shape

\* Side Pressure Acts On

\* Original Thickness(mm)

\* Current Thickness(mm)

\* Material

[Add](#)

## 2.5.9 Fill in Tube Dimension if applicable

### Description in details:

- The system will accept up to five entries only.

Quick access to functions and complete tasks.

#### Tube Dimension

Tube	Original Thickness(mm)	Current Thickness(mm)	Diameter (mm)	Material	Remarks	Action
Tube 1	100	100	100	100	100	<a href="#">Edit</a>

▼ Tube Dimension

\* Original Thickness(mm)

\* Current Thickness(mm)

\* Diameter/Width(mm)

\* Material

Remark

[Add](#)

## 2.5.10 Click on Continue

### Description in details:

User must fill in at least either Tank, Jacket or Tube Dimension for submission:

Save as Draft - Save the application as a draft, which will be shown in the task inbox.

Draft Report - Open a PDF copy of the draft examination report in a new tab

Cancel - Return to Dashboard

The screenshot shows a web form titled "Examine Pressure Vessel". It contains several input fields: a text box at the top, a field labeled "\* Material", and a field labeled "Remark". Below these fields is an orange "Add" button. At the bottom of the form, there are four buttons: "Continue" with a right-pointing arrow, "Save As Draft" with a floppy disk icon, "Draft Report" with a document icon, and "Cancel" with an 'X' icon. The "Continue" button is highlighted with a red border.

## 2.5.11 User will be redirected to Examination Details

The screenshot shows the "Examine Pressure Vessel" page on the Singapore Government Agency Website. The page header includes the Ministry of Manpower logo and the user's role: "Representative User: AE 01 Role: Authorised Examiner". The breadcrumb trail is "Home > Examine Pressure Vessel > Pressure Vessel Particulars". The main heading is "Examine Pressure Vessel" with a sub-heading "Quick access to functions and complete tasks." A progress bar at the top shows four steps: "Pressure Vessel Particulars" (completed), "Examination Details" (current step), "Supporting Documents", and "Acknowledgement". The main content area displays "Pressure Vessel Submission No.: PV23000707" and "Pressure Vessel Location Details". Under "Current Workplace Details", there are three rows of information: "Current Workplace No.:" (202212345A0011), "Current Workplace Name:" (COMPANY 17 PTE. LTD.), and "Current WorkplaceAddress:" (219 Ang Mo Kio Street 39 39 39 S(212359)). Below this is a "Visit Details" table with the following data:

Visit Date (m)	Visit Type	Action
26/04/2023	Visual Examination	Edit

## 2.5.12 Fill in Visit Details and click Add

### Description in details:

User can edit the visit details using the edit hyperlink under action.

Visit Date (m)	Visit Type	Action
26/04/2023	Visual Examination	<a href="#">Edit</a>

▼ Add Visit Details

\* Visit Date  
17/04/2023

\* Visit Type  
Basic Visit

**Add**

## 2.5.13 Added entries are shown in the table above in “Visit Details”

Current WorkplaceAddress : 219 Ang Mo Kio Street 39 Building 39 39 S(212359)

### Visit Details

Visit Date (m)	Visit Type	Action
26/04/2023	Visual Examination	<a href="#">Edit</a>
17/04/2023	Basic Visit	<a href="#">Edit</a> <a href="#">Remove</a>

▼ Add Visit Details

\* Visit Date  
DD/MM/YYYY



## 2.5.14 Examination with repair details

### Description in details:

For examination involving Pressure Vessel with repair, 'Inspection during Repair' and 'Approve Procedure for Repair' will be added as visit types and cannot be removed.

#### Pressure Vessel Location Details

---

**Current Workplace Details**

Current Workplace No. : 202212345A0001

Current Workplace Name : COMPANY 07 PTE. LTD.

Current WorkplaceAddress : 209 Ang Mo Kio Street 29 Building 29 29 S(212349)

**Visit Details**

Visit Date (m)	Visit Type	Action
03/05/2023	Inspection during Repair	<a href="#">Edit</a>
03/05/2023	Approve Procedure for Repair	<a href="#">Edit</a>

**▼ Add Visit Details**

\* Visit Type

\* Visit Date

## 2.5.15 Fill in Examination Details

### Description in details:

- Short Term Extension option will be hidden for initial examination of the Pressure Vessel.

Quick access to functions and complete tasks.

### Examination Details

Design Pressure(kN/sqm) :	400
Last Pressure Test Date (DD/MM/YYYY) :	04/04/2023
Last Thickness Test Date (DD/MM/YYYY) :	04/04/2023

\* Examination Date  
26/04/2023

\* Next Examination Date  
25/04/2024

\* Safe Working Pressure(kN/sqm)  
400

\* Test Pressure(kN/sqm)  
400

### Observations and Conditions

Observation  
Please Specify

## 2.5.16 Fill in Observations and Conditions

Quick access to functions and complete tasks.

\* Test Pressure(kN/sqm)  
400

### Observations and Conditions

Observation  
Test Observation  
(984 characters left)

Conditions  
Test Conditions  
(985 characters left)

[← Back](#) [Continue →](#) [Save As Draft](#) [Draft Report](#) [X Cancel](#)

Report vulnerability [Privacy](#) [Terms of use](#) [Sitemap](#) [Contact us](#) [Supported browsers](#)

© 2023 Government of Singapore.

## 2.5.17 Click on Continue

(984 characters left)

Conditions

Test Conditions

(985 characters left)

← Back **Continue →** Save As Draft Draft Report Cancel

Report vulnerability [Privacy](#) [Terms of use](#) [Sitemap](#) [Contact us](#) [Supported browsers](#)

© 2023 Government of Singapore.

## 2.5.18 For Examination with Repair, the user will be redirected to Repair Details. Otherwise, will be redirected to Supporting Documents

A Singapore Government Agency Website

Representative User: AE 01  
Role: Authorised Examiner Log out

Home > Examine Pressure Vessel > Pressure Vessel Particulars

### Examine Pressure Vessel

Quick access to functions and complete tasks.

Progress: Pressure Vessel Particulars (1) Examination Details (2) **Repair Details (3)** Supporting Documents (4) Acknowledgement (5)

Pressure Vessel Submission No.: PV22000322

#### Repair History

Previously repaired : Yes

Repair Date	AE Name	Nature of Damage	Location of Damage
29/03/2023	AE 01	Rupture	Top head / Front dish

#### Repair Report

Repair Application Reference No. : PVR23000256

## 2.5.19 Fill in the Repair Report

Quick access to functions and complete tasks.

### Repair Report

Repair Application Reference No. : PVR23000256

\* Damage Reported Date  
01/05/2023

\* Approval of Procedure  
01/05/2023

\* Date of First Examination of Damage  
01/05/2023

\* Location of Damage

Top head / Front dish

Bottom head / End dish

Shell

Top

No. of damaged boiler tube(s)

No. of damaged water tube(s)

4

No. of damaged fire tube(s)

Tube sheet

Furnace / Firebox

## 2.5.20 Fill in the Repair Report

Quick access to functions and complete tasks.

**\* Nature of Damage**

Crack / Fracture  
Testing

Collapse of structure

Rupture

Localised deformation

Blockage

Bulging

Corrosion / Pitting

Discolouration

Others

**\* Probable Cause**

Testing

(993 characters left)

**\* Repair Carried Out**

Replacement-in-kind

Weld repair  
Testing

Weld overlay

Plugging of tube(s)

Others

## 2.5.21 Fill in Post-repair Tests

Quick access to functions and complete tasks.

**Post-repair Tests**

Hydrostatic Test

Pneumatic Test  
02/05/2023

Hydropneumatic Test

Thickness Test  
19/04/2023

Running Test

Visual Examination

Radiographic Examination  
03/05/2023

Ultrasonic Examination

Liquid Penetrant Examination

Magnetic Particle Examination

Eddy Current Examination

Leak Test (other than Hydrostatic and Pneumatic Tests)

Acoustic Emission Examination (for fiber-reinforced plastic vessels)

Others

**Post-repair Condition**

## 2.5.22 Fill in Post-repair Condition

Others

### Post-repair Condition

\* General Condition

Test

(996 characters left)

Remarks

Test

(996 characters left)

[← Back](#) [Continue →](#) [Save As Draft](#) [Draft Report](#) [Cancel](#)

[Report vulnerability](#) [Privacy](#) [Terms of use](#) [Sitemap](#) [Contact us](#) [Supported browsers](#)

## 2.5.23 Click on Continue

### Description in details:

Back - Return to Previous Page.

Save as Draft - Save the application as a draft, which will be shown in the task inbox.

Draft Report - Open a PDF copy of the draft examination report in a new tab.

Cancel - Return to Dashboard.

Quick access to functions and complete tasks.

- Leak Test (other than Hydrostatic and Pneumatic Tests)
- Acoustic Emission Examination (for fiber-reinforced plastic vessels)
- Others

### Post-repair Condition

\* General Condition

Test

(996 characters left)

Remarks

Test

(996 characters left)

← Back Continue → Save As Draft Draft Report Cancel

Report vulnerability Privacy Terms of use Sitemap Contact us Supported browsers

© 2023 Government of Singapore.

## 2.5.24 The user will be redirected to Supporting Documents

A Singapore Government Agency Website

MINISTRY OF MANPOWER

Representative User: AE 01  
Role: Authorised Examiner

Log out

Home > Examine Pressure Vessel > Pressure Vessel Particulars

## Examine Pressure Vessel

Quick access to functions and complete tasks.

Pressure Vessel Particulars Examination Details Supporting Documents Acknowledgement

Pressure Vessel Submission No.: PV23000707

### Upload Supporting Documents

S.No	Supporting Documents	Submitted	Not Applicable
1	* Photograph(s) of pressure vessel.	<input type="checkbox"/>	<input type="checkbox"/>
2	Inspection checklist.	<input type="checkbox"/>	<input type="checkbox"/>
3	(With pressure test) Hydrostatic, hydro-pneumatic or pneumatic test report.	<input type="checkbox"/>	<input type="checkbox"/>
4	(With thickness test) Ultrasonic thickness gauging test report.	<input type="checkbox"/>	<input type="checkbox"/>
5	Other supporting documents.	<input type="checkbox"/>	<input type="checkbox"/>

Drag and drop or browse files.  
jpg, png, or pdf only. Single file size must not exceed 10MB and total file size must not exceed 250MB.

## 2.5.25 Click on the highlighted area to upload supporting documents

Quick access to functions and complete tasks.

S.No	Supporting Documents	Submitted	Not Applicable
1	* Photograph(s) of pressure vessel.	<input type="checkbox"/>	<input type="checkbox"/>
2	Inspection checklist.	<input type="checkbox"/>	<input type="checkbox"/>
3	(With pressure test) Hydrostatic, hydro-pneumatic or pneumatic test report.	<input type="checkbox"/>	<input type="checkbox"/>
4	(With thickness test) Ultrasonic thickness gauging test report.	<input type="checkbox"/>	<input type="checkbox"/>
5	Other supporting documents.	<input type="checkbox"/>	<input type="checkbox"/>

Drag and drop or browse files.  
jpg, png, or pdf only. Single file size must not exceed 10MB and total file size must not exceed 250MB.

### Supporting Documents

Document Name	Document Type	Action
---------------	---------------	--------

← Back Continue → Save As Draft Draft Report Cancel

Report vulnerability Privacy Terms of use Sitemap Contact us Supported browsers © 2023 Government of Singapore.

## 2.5.26 Select the document type for all uploaded documents

Quick access to functions and complete tasks.

S.No	Supporting Documents	Submitted	Not Applicable
1	* Photograph(s) of pressure vessel.	<input checked="" type="checkbox"/>	<input type="checkbox"/>
2	Inspection checklist.	<input type="checkbox"/>	<input type="checkbox"/>
3	(With pressure test) Hydrostatic, hydro-pneumatic or pneumatic test report.	<input type="checkbox"/>	<input type="checkbox"/>
4	(With thickness test) Ultrasonic thickness gauging test report.	<input type="checkbox"/>	<input type="checkbox"/>
5	Other supporting documents.	<input type="checkbox"/>	<input type="checkbox"/>

Drag and drop or browse files.  
jpg, png, or pdf only. Single file size must not exceed 10MB and total file size must not exceed 250MB.

### Supporting Documents

Document Name	Document Type	Action
Screenshot 2022-07-18 15:34:29 - Copy (2).png	1. Photograph(s) of pressure vessel.	Remove

← Back Continue → Save As Draft Draft Report Cancel

Report vulnerability Privacy Terms of use Sitemap Contact us Supported browsers © 2023 Government of Singapore.

## 2.5.27 Check Not Applicable for any document types not uploaded

Progress: 1. Pressure Vessel Particulars (Completed), 2. Examination Details (Completed), 3. Supporting Documents (Active), 4. Acknowledgement

Pressure Vessel Esubmission No.: PV23000707

### Upload Supporting Documents

S.No	Supporting Documents	Submitted	Not Applicable
1	* Photograph(s) of pressure vessel.	<input checked="" type="checkbox"/>	<input checked="" type="checkbox"/>
2	Inspection checklist.	<input type="checkbox"/>	<input checked="" type="checkbox"/>
3	(With pressure test) Hydrostatic, hydro-pneumatic or pneumatic test report.	<input type="checkbox"/>	<input checked="" type="checkbox"/>
4	(With thickness test) Ultrasonic thickness gauging test report.	<input type="checkbox"/>	<input checked="" type="checkbox"/>
5	Other supporting documents.	<input type="checkbox"/>	<input checked="" type="checkbox"/>

Drag and drop or browse files.  
Jpg, png, or pdf only. Single file size must not exceed 10MB and total file size must not exceed 250MB.

## 2.5.28 Click on Continue

Drag and drop or browse files.  
Jpg, png, or pdf only. Single file size must not exceed 10MB and total file size must not exceed 250MB.

### Supporting Documents

Document Name	Document Type	Action
Screenshot 2022-07-18 153429 - Copy (2).png	1. Photograph(s) of pressure vessel.	Remove

Navigation: [← Back](#) **[Continue →](#)** [Save As Draft](#) [Draft Report](#) [Cancel](#)

Report vulnerability [Privacy](#) [Terms of use](#) [Sitemap](#) [Contact us](#) [Supported browsers](#)

© 2023 Government of Singapore



## 2.5.29 The user will be redirected to Preview

A Singapore Government Agency Website

MINISTRY OF MANPOWER

Representative User: AE 01  
Role: Authorised Examiner

Home > Examine Pressure Vessel > Pressure Vessel Particulars

### Examine Pressure Vessel

Quick access to functions and complete tasks.

Progress: Pressure Vessel Particulars (Completed), Examination Details (Completed), Supporting Documents (Completed), Acknowledgement (Current)

#### Pressure Vessel Particulars

[Edit](#)

Pressure Vessel Reg. No.:	BR100434J
Vessel Class:	Steam Boiler
Vessel Type:	Autoclave
Table-top Autoclave:	Yes
Type Approval No.:	ACA22041
Brand and Model:	xyz123 xyz123
Year of Manufacturer(YYYY):	2020
Volume(Litres):	24
Design Pressure(kN/sqm):	400
Mobility:	Mobile
Heat Surface(ozml):	500

## 2.5.30 Check on the Declaration checkbox

S/N	Document Name	Document Type	Uploaded By	Document Uploaded Date
1	Screenshot 2022-07-18 153429 - Copy (2).png	1. Photograph(s) of pressure vessel.	AE 01	26/04/2023

#### Declaration

I hereby certify that the information given in this submission is true and correct to the best of my knowledge and belief. I am aware that legal actions may be taken against me if I had knowingly provided any false information.

[← Back](#)
[Submit →](#)
[Draft Report](#)
[Cancel](#)

### 2.5.31 Click on Submit

#### Description in details:

Draft Report - Open a PDF copy of the draft examination report in a new tab.

The screenshot shows a web interface for a draft report. At the top, there is a table with the following data:

S/N	Document Name	Document Type	Uploaded By	Document Uploaded Date
1	Screenshot 2022-07-18 153429 - Copy (2).png	1. Photograph(s) of pressure vessel.	AE 01	26/04/2023

Below the table is a 'Declaration' section with a checked checkbox and the text: "I hereby certify that the information given in this submission is true and correct to the best of my knowledge and belief. I am aware that legal actions may be taken against me if I had knowingly provided any false information."

At the bottom of the form, there are four buttons: "Back", "Submit" (highlighted with a red border), "Draft Report", and "Cancel".

The footer contains links for "Report vulnerability", "Privacy", "Terms of use", "Sitemap", "Contact us", and "Supported browsers". The copyright notice is "© 2023 Government of Singapore".

### 2.5.32 The user will be redirected to the Acknowledgement page

The screenshot shows the 'Acknowledge' page of the 'Examine Pressure Vessel' system. The page header includes the Ministry of Manpower logo and the user's role: "Representative User: AE 01 Role: Authorised Examiner".

The main content area features a progress bar with four steps: "Pressure Vessel Particulars", "Examination Details", "Supporting Documents", and "Acknowledgement". The "Acknowledgement" step is currently active.

A green success message states: "Success Your submission is successful. Please complete the task by signing the report."

Below the message, the transaction date and time are shown as "26/4/2023 at 14:15".

A table lists the transaction details:


PV Reg. No.	Brand and Model	Distinctive No.	Workplace No.	Workplace Name	Examination Date (DD/MM/YYYY)	Action
BR100434j	xyt123 xyt123	DN-847	202212345A0011	COMPANY 17 PTE. LTD.	26/04/2023	<input checked="" type="checkbox"/> Sign Certificate

A "Back to Dashboard" button is located at the bottom of the page.

### 2.5.33 Click on Sign Certificate

**Success**  
Your submission is successful. Please complete the task by signing the report.

Transaction Date and Time : 26/4/2023 at 14:15

PV Reg. No.	Brand and Model	Distinctive No.	Workplace No.	Workplace Name	Examination Date (DD/MM/YYYY)	Action
BR100434j	xyz123 xyz123	DN-847	202212345A0011	COMPANY 17 PTE. LTD.	26/04/2023	 Sign Certificate

[Back to Dashboard](#)

### 2.5.34 Click on Proceed

Quick access to functions and complete tasks.


Pressure Vessel Particulars Examination Details Supporting Documents Acknowledgement

**Success**  
Your submission is successful.

Kindly ensure that all details are correct before proceeding. Click "Proceed" to continue.

[Proceed](#) [Return](#)

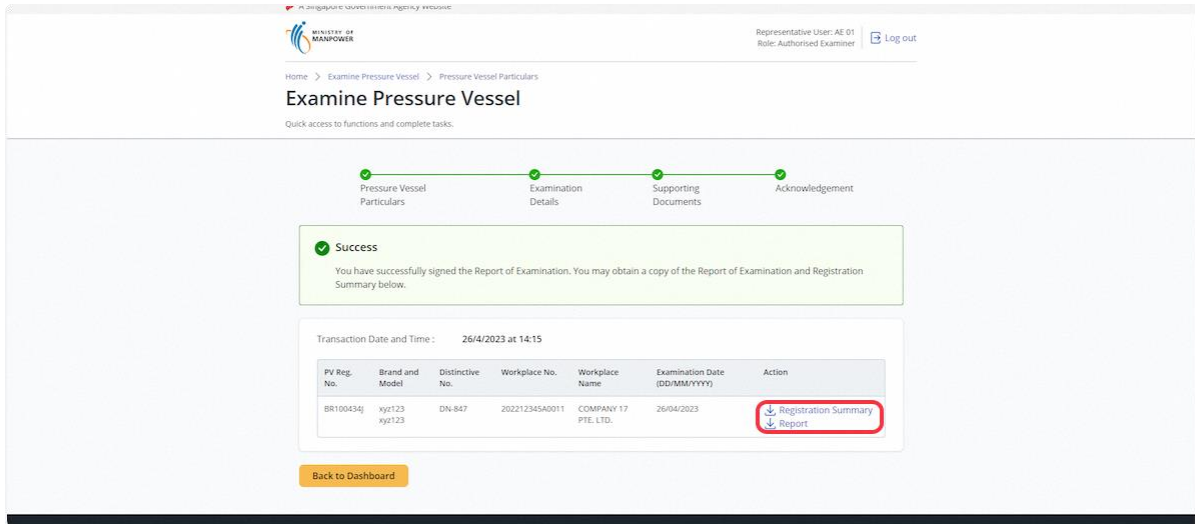
Transaction Date and Time : 26/4/2023 at 14:15

PV Reg. No.	Brand and Model	Distinctive No.	Workplace No.	Workplace Name	Examination Date (DD/MM/YYYY)	Action
BR100434j	xyz123 xyz123	DN-847	202212345A0011	COMPANY 17 PTE.	26/04/2023	 Sign

## 2.5.35 The user will be redirected to Acknowledgement Page

### Description in details:

- User can click Registration Summary or Report hyperlink to download the PDF copy accordingly.
- Refer to Annex B and Annex C for the Registration Summary and Report of Examination.

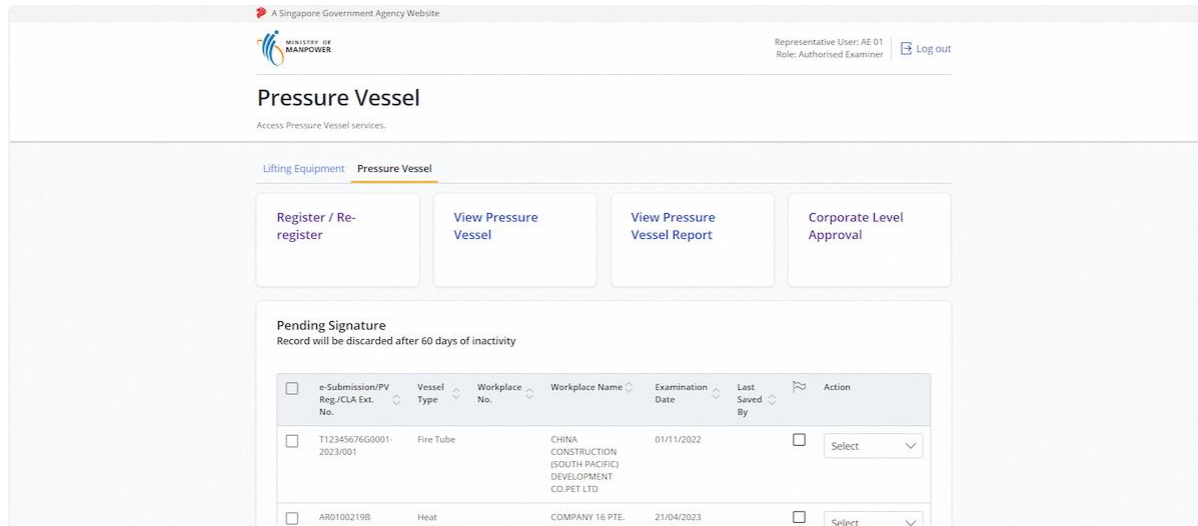


The screenshot displays the 'Examine Pressure Vessel' page. At the top, there is a navigation breadcrumb: Home > Examine Pressure Vessel > Pressure Vessel Particulars. The page title is 'Examine Pressure Vessel' with a sub-header 'Quick access to functions and complete tasks.' Below this is a progress bar with four steps: 'Pressure Vessel Particulars', 'Examination Details', 'Supporting Documents', and 'Acknowledgement'. A green 'Success' message states: 'You have successfully signed the Report of Examination. You may obtain a copy of the Report of Examination and Registration Summary below.' Below the message, the transaction date and time are shown as '26/4/2023 at 14:15'. A table lists examination details with columns: 'PV Reg. No.', 'Brand and Model', 'Distinctive No.', 'Workplace No.', 'Workplace Name', 'Examination Date (DD/MM/YYYY)', and 'Action'. The 'Action' column for the first row contains two links: 'Registration Summary' and 'Report', both with download icons. A 'Back to Dashboard' button is located at the bottom left of the table area.

PV Reg. No.	Brand and Model	Distinctive No.	Workplace No.	Workplace Name	Examination Date (DD/MM/YYYY)	Action
BR100434	xyz123 xyz123	DN-847	202212345A0011	COMPANY 17 PTE. LTD.	26/04/2023	<a href="#">Registration Summary</a> <a href="#">Report</a>

## 2.6 Pressure Vessel eService - Subsequent Examination

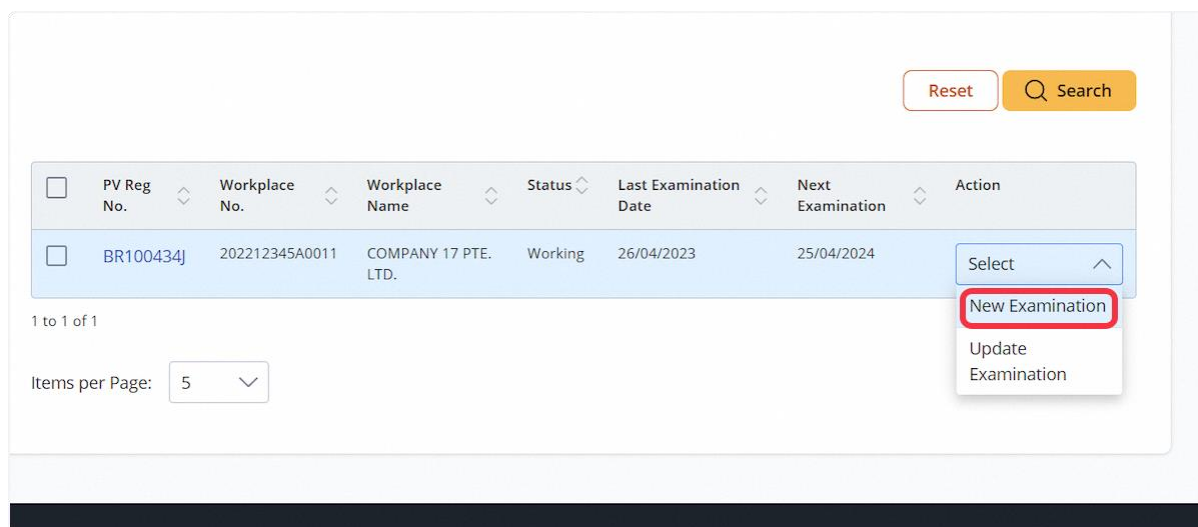
### 2.6.1 Access eService Dashboard [Authorised Examiner / Authorised Examiner Representative], click on View Pressure Vessel



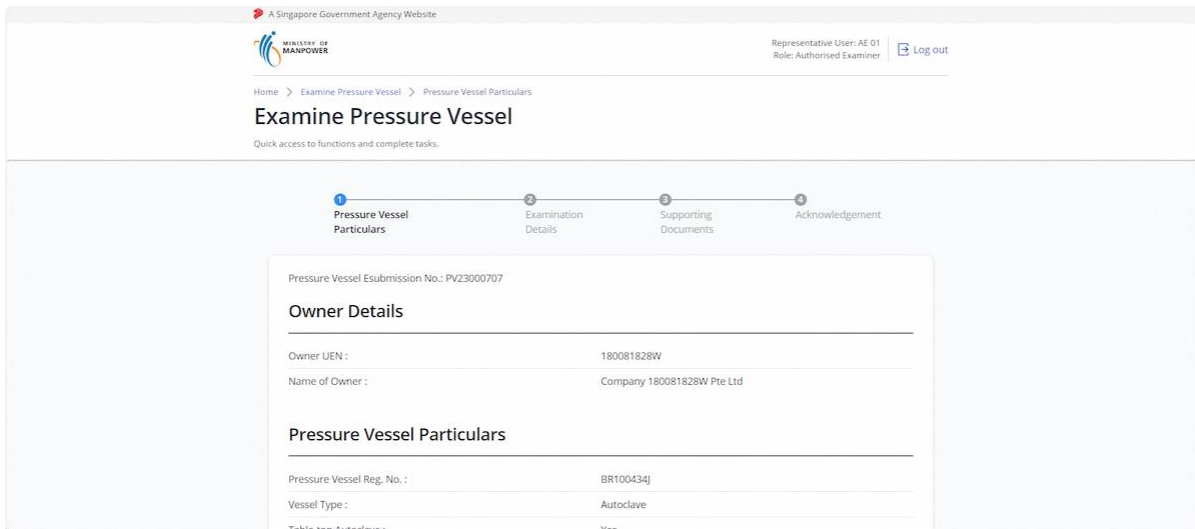
### 2.6.2 Search for the pressure vessel, and click New Examination under the action column

#### Description in details:

- Actions will be hidden under the following conditions:
  - a. Pressure Vessel status is either "Suspended" or "De-registered";
  - b. Pressure Vessel ACA No. is suspended or revoked; or
  - c. Pressure Vessel with a heating surface > 1,000 sqm unless assigned by MOM admin.



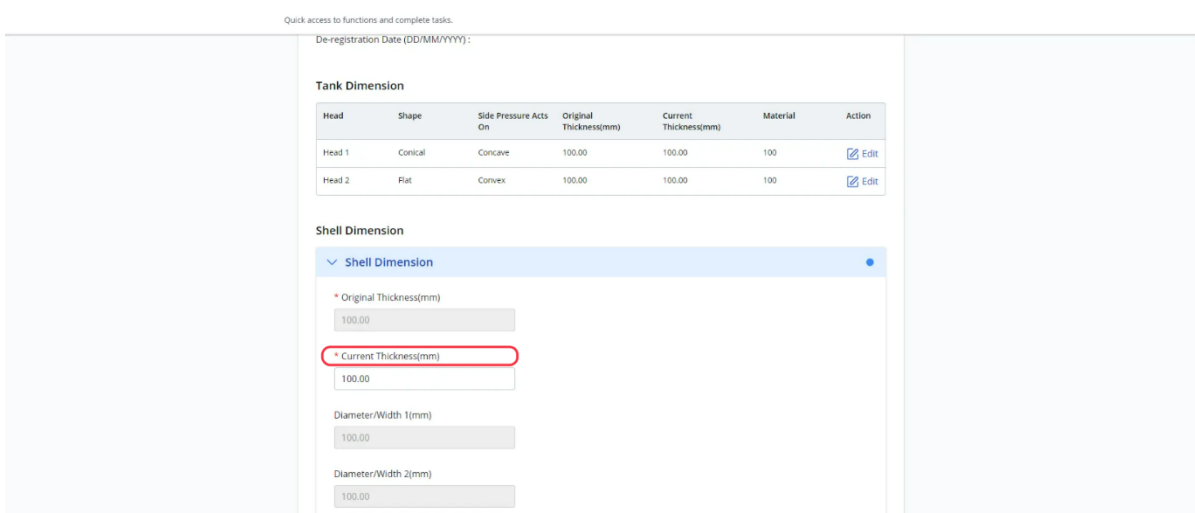
### 2.6.3 User will be redirected to Pressure Vessel Particulars



### 2.6.4 For subsequent examination, only Current Thickness is editable

#### Description in details:

- The user is not allowed to add/remove any dimensions.
- Only the Current Thickness of each entry can be updated and must not exceed the original thickness and the previous examination's current thickness.



## 2.6.5 Click on Continue

### Description in details:

Save as Draft - Save the application as a draft, which will be shown in the task inbox.

Draft Report - Create a PDF copy of the examination draft report.

Cancel - Return to Dashboard.

The screenshot shows a web form for examining a pressure vessel. At the top, there is a text input field labeled 'Material' containing the value '200'. Below this is a section titled 'Tube Dimension' containing a table with the following data:

Tube	Original Thickness(mm)	Current Thickness(mm)	Diameter (mm)	Material	Remarks	Action
Tube 1	100.00	<input type="text" value="100.00"/>	100.00	100	100	Save

At the bottom of the form, there are four buttons: 'Continue →' (highlighted in red), 'Save As Draft' (with a floppy disk icon), 'Draft Report' (with a document icon), and 'Cancel' (with an 'X' icon). The footer of the page contains links for 'Report vulnerability', 'Privacy', 'Terms of use', 'Sitemap', 'Contact us', and 'Supported browsers'.

## 2.6.6 The user will be redirected to Examination Details

The screenshot shows the 'Examine Pressure Vessel' page on the Singapore Government Agency Website. The page header includes the Ministry of Manpower logo and user information: 'Representative User: AE 01 Role: Authorised Examiner' with a 'Log out' link. The breadcrumb trail is 'Home > Examine Pressure Vessel > Pressure Vessel Particulars'. The main heading is 'Examine Pressure Vessel' with a sub-heading 'Quick access to functions and complete tasks.' Below this is a progress bar with four steps: 1. Pressure Vessel Particulars (completed), 2. Examination Details (current step), 3. Supporting Documents, and 4. Acknowledgement. The main content area displays 'Pressure Vessel Submission No.: PV23000707' and 'Pressure Vessel Location Details'. Under 'Current Workplace Details', the following information is shown:

- Current Workplace No.: 202212345A0011
- Current Workplace Name: COMPANY 17 PTE. LTD.
- Current WorkplaceAddress: 219 Ang Mo Kio Street 39 39 S(212359)

Under 'Visit Details', there is a table with columns for 'Visit Date (m)', 'Visit Type', and 'Action'. A blue button labeled 'Add Visit Details' is located below the table.

## 2.6.7 Fill in Visit Details

### Description in details

- For subsequent examination, 'Short Term Extension' can be selected as a visit type option as compared to first examination for pressure vessels.

Quick access to functions and complete tasks.

Pressure Vessel ESubmission No.: PV23000707

#### Pressure Vessel Location Details

---

##### Current Workplace Details

Current Workplace No. : 202212345A0011

Current Workplace Name : COMPANY 17 PTE. LTD.

Current WorkplaceAddress : 219 Ang Mo Kio Street 39 Building 39 39 S(212359)

##### Visit Details

Visit Date (m)	Visit Type	Action
02/05/2023	Visual Examination	<a href="#">Edit</a> <a href="#">Remove</a>
02/05/2023	Basic Visit	<a href="#">Edit</a> <a href="#">Remove</a>
02/05/2023	Fabrication Survey	<a href="#">Edit</a> <a href="#">Remove</a>
02/05/2023	Pneumatic Test	<a href="#">Edit</a> <a href="#">Remove</a>

[Add Visit Details](#)

##### Examination Details

---

Design Pressure(kN/sqm) : 400

Last Pressure Test Date (DD/MM/YYYY) : 02/05/2023

## 2.6.8 Examination with Repair

### Description in details

- For examination involving pressure vessel repair, the system will add the 'Inspection during Repair' and 'Approve Procedure for Repair' visit types which cannot be removed.

#### Pressure Vessel Location Details

---

##### Current Workplace Details

Current Workplace No. : 202212345A0001

Current Workplace Name : COMPANY 07 PTE. LTD.

Current WorkplaceAddress : 209 Ang Mo Kio Street 29 Building 29 29 S(212349)

##### Visit Details

Visit Date (m)	Visit Type	Action
03/05/2023	Inspection during Repair	<a href="#">Edit</a>
03/05/2023	Approve Procedure for Repair	<a href="#">Edit</a>

[Add Visit Details](#)

\* Visit Type  
Select

\* Visit Date  
DD/MM/YYYY

[Add](#)



## 2.6.9 Fill in Examination Details

- **Description in details**

- The Test Pressure field will be greyed out from editing unless the Hydrostatic test / Pneumatic test / Hydropneumatic test is added as one of the visit types.

The screenshot shows a form titled "Examination Details". It contains several input fields with the following values:

Design Pressure(kN/sqm) :	200
Last Pressure Test Date (DD/MM/YYYY) :	22/05/2023
Last Thickness Test Date (DD/MM/YYYY) :	22/05/2023
* Examination Date	19/07/2023
* Next Examination Date	18/07/2025
* Safe Working Pressure(kN/sqm)	200
* Test Pressure(kN/sqm)	200

The "Test Pressure(kN/sqm)" field is highlighted with a red rectangular box.

## 2.6.10 Click on Continue

The screenshot shows a form section titled "Conditions" with a text input field containing the word "Test". Below the input field, there are four buttons: "Back", "Continue", "Save As Draft", and "Draft Report". The "Continue" button is highlighted with a red rectangular box. At the bottom of the page, there is a footer with links for "Report vulnerability", "Privacy", "Terms of use", "Sitemap", "Contact us", and "Supported browsers", along with the copyright notice "© 2023 Government of Singapore".

2.6.11 User will be redirected to Repair Details for Examination involving repair, otherwise will be redirected to Supporting Documents

### Description in Details:

User can click on Repair Date hyperlink in Repair History section to review Repair Application.

The screenshot shows the 'Examine Pressure Vessel' page with a breadcrumb trail: Home > Examine Pressure Vessel > Pressure Vessel Particulars. The page title is 'Examine Pressure Vessel' and it includes a 'Quick access to functions and complete tasks.' section with a progress bar containing five steps: Pressure Vessel Particulars, Examination Details, Repair Details (active), Supporting Documents, and Acknowledgement. The 'Repair History' section shows 'Previously repaired: Yes' and a table with the following data:

Repair Date	AE Name	Nature of Damage	Location of Damage
29/03/2023	AE 01	Rupture	Top head / Front dish

Below the table is the 'Repair Report' section with 'Repair Application Reference No.: PVR23000256'.

### 2.6.12 Fill in Repair Report details (1)

The screenshot shows the 'Repair Report' form with 'Repair Application Reference No.: PVR23000256'. The form includes the following fields:

- \* Damage Reported Date: 01/05/2023
- \* Approval of Procedure: 01/05/2023
- \* Date of First Examination of Damage: 01/05/2023
- \* Location of Damage:
  - Top head / Front dish
  - Bottom head / End dish
  - Shell
    - Top
- No. of damaged boiler tube(s)
- No. of damaged water tube(s): 4
- No. of damaged fire tube(s)
- Tube sheet
- Furnace / Firebox

## 2.6.13 Fill in Repair Report details (2)

Quick access to functions and complete tasks.

**\* Nature of Damage**

Crack / Fracture  
Testing

Collapse of structure

Rupture

Localised deformation

Blockage

Bulging

Corrosion / Pitting

Discolouration

Others

**\* Probable Cause**

Testing

(993 characters left)

**\* Repair Carried Out**

Replacement-in-kind

Weld repair  
Testing

Weld overlay

Plugging of tube(s)

Others

## 2.6.14 Fill in Post-repair Tests

Quick access to functions and complete tasks.

**Post-repair Tests**

Hydrostatic Test

Pneumatic Test  
02/05/2023

Hydropneumatic Test

Thickness Test  
19/04/2023

Running Test

Visual Examination

Radiographic Examination  
03/05/2023

Ultrasonic Examination

Liquid Penetrant Examination

Magnetic Particle Examination

Eddy Current Examination

Leak Test (other than Hydrostatic and Pneumatic Tests)

Acoustic Emission Examination (for fiber-reinforced plastic vessels)

Others

**Post-repair Condition**

## 2.6.15 Fill in Post-repair Condition

fiber-reinforced plastic vessels)

Others

**Post-repair Condition**

**\* General Condition**

Test

(996 characters left)

Remarks

Test

(996 characters left)

[← Back](#) [Continue →](#) [Save As Draft](#) [Draft Report](#) [X Cancel](#)

[Report vulnerability](#) [Privacy](#) [Terms of use](#) [Sitemap](#) [Contact us](#) [Supported browsers](#)

## 2.6.16 Click on Continue

### Post-repair Condition

---

\* General Condition

Test

(996 characters left)

Remarks

Test

(996 characters left)

← Back **Continue →** Save As Draft Draft Report Cancel

## 2.6.17 The user will be redirected to Supporting Documents

A Singapore Government Agency Website

MINISTRY OF MANPOWER

Representative User: AE 01  
Role: Authorised Examiner [Log out](#)

Home > Examine Pressure Vessel > Pressure Vessel Particulars

### Examine Pressure Vessel

Quick access to functions and complete tasks.

Pressure Vessel Particulars Examination Details **Supporting Documents** Acknowledgement

Pressure Vessel Submission No.: PV23000707


#### Upload Supporting Documents

S.No	Supporting Documents	Submitted	Not Applicable
1	* Photograph(s) of pressure vessel.	<input type="checkbox"/>	<input type="checkbox"/>
2	Inspection checklist.	<input type="checkbox"/>	<input type="checkbox"/>
3	(With pressure test) Hydrostatic, hydro-pneumatic or pneumatic test report.	<input type="checkbox"/>	<input type="checkbox"/>
4	(With thickness test) Ultrasonic thickness gauging test report.	<input type="checkbox"/>	<input type="checkbox"/>
5	Other supporting documents.	<input type="checkbox"/>	<input type="checkbox"/>

Drag and drop or browse files.  
jpg, png, or pdf only. Single file size must not exceed 10MB and total file size must not exceed 250MB.

## 2.6.18 Click on the highlighted area to upload supporting documents

4	(With thickness test) Ultrasonic thickness gauging test report.	<input type="checkbox"/>	<input type="checkbox"/>
5	Other supporting documents.	<input type="checkbox"/>	<input type="checkbox"/>

 Drag and drop or browse files.  
Jpg, png, or pdf only. Single file size must not exceed 10MB and total file size must not exceed 250MB.

### Supporting Documents


Document Name	Document Type	Action
---------------	---------------	--------

[← Back](#) [Continue →](#) [Save As Draft](#) [Draft Report](#) [Cancel](#)

## 2.6.19 Select the Document Types for uploaded documents

View and create new examination.

\* Denotes mandatory documents to be submitted

 Drag and drop or browse files.  
Jpg, png, or pdf only. Single file size must not exceed 10MB and total file size must not exceed 250MB.

### Supporting Documents

Document Name	Document Type	Action
b3b9f4db-80cf-4ba2-ae1d-755977b24194.pdf	1. Photograph(s) of pressure vessel.	<a href="#">Remove</a>

[← Back](#) [Continue →](#) [Save As Draft](#) [Draft Report](#) [Cancel](#)


Report vulnerability [Privacy](#) [Terms of use](#) [Sitemap](#) [Contact us](#) [Supported browsers](#)

© 2023 Government of Singapore.

## 2.6.20 Check Not Applicable for Document Types not uploaded

Upload Supporting Documents


S.No	Supporting Documents	Submitted	Not Applicable
1	* Photograph(s) of pressure vessel.	<input checked="" type="checkbox"/>	<input checked="" type="checkbox"/>
2	Inspection checklist.	<input type="checkbox"/>	<input checked="" type="checkbox"/>
3	(With pressure test) Hydrostatic, hydro-pneumatic or pneumatic test report.	<input type="checkbox"/>	<input checked="" type="checkbox"/>
4	(With thickness test) Ultrasonic thickness gauging test report.	<input type="checkbox"/>	<input checked="" type="checkbox"/>
5	Other supporting documents.	<input type="checkbox"/>	<input checked="" type="checkbox"/>

 Drag and drop or browse files.  
Jpg, png, or pdf only. Single file size must not exceed 10MB and total file size must not exceed 250MB.


## 2.6.21 Click on Continue

View and create new examination.

\* Denotes mandatory documents to be submitted

 Drag and drop or browse files.  
Jpg, png, or pdf only. Single file size must not exceed 10MB and total file size must not exceed 250MB.

### Supporting Documents

Document Name	Document Type	Action
b3b9f4db-80cf-4ba2-ae1d-755977b24194.pdf	1. Photograph(s) of pressure vessel.	 Remove

[← Back](#) [Continue →](#) [Save As Draft](#) [Draft Report](#) [Cancel](#)

Report vulnerability [Privacy](#) [Terms of use](#) [Sitemap](#) [Contact us](#) [Supported browsers](#)

© 2023 Government of Singapore.

## 2.6.22 The user will be redirected to the Acknowledgement Page

The screenshot shows the 'Examine Pressure Vessel' page. At the top, there is a navigation bar with the Ministry of Manpower logo and user information: 'Representative User: AE 01', 'Role: Authorised Examiner', and a 'Log out' button. Below the navigation bar, the page title 'Examine Pressure Vessel' is displayed, along with a breadcrumb trail: 'Home > Examine Pressure Vessel > Pressure Vessel Particulars'. A progress bar indicates the current step: 'Pressure Vessel Particulars' (completed), 'Examination Details' (completed), 'Supporting Documents' (completed), and 'Acknowledgement' (current step). Below the progress bar, there is a form titled 'Pressure Vessel Particulars' with an 'Edit' button. The form contains the following fields:

Pressure Vessel Reg. No.:	BR100434]
Vessel Class:	Steam Boiler
Vessel Type:	Autoclave
Table-top Autoclave:	Yes
Type Approval No.:	ACA22041
Brand and Model:	xyz123 xyz123
Year of Manufacturer(YYYY):	2020
Volume(Litres):	24
Design Pressure(kN/sqm):	400
Mobility:	Mobile
Heat Surface(sqm):	500

## 2.6.23 Check the Declaration checkbox

The screenshot shows a table of uploaded documents and a declaration section. The table has the following columns: S/N, Document Name, Document Type, Uploaded By, and Document Uploaded Date.

S/N	Document Name	Document Type	Uploaded By	Document Uploaded Date
1	SignedCert (5).pdf	1. Photograph(s) of pressure vessel.	AE 01	03/05/2023

Below the table, there is a 'Declaration' section with a checkbox that is checked. The text reads: 'I hereby certify that the information given in this submission is true and correct to the best of my knowledge and belief. I am aware that legal actions may be taken against me if I had knowingly provided any false information.'

At the bottom of the page, there are four buttons: 'Back', 'Submit', 'Draft Report', and 'Cancel'.

## 2.6.24 Click on Submit

### Description in details:

Draft Report - Create a PDF copy of the examination draft report.

S/N	Document Name	Document Type	Uploaded By	Document Uploaded Date
1	SignedCert (5).pdf	1. Photograph(s) of pressure vessel.	AE 01	03/05/2023

**Declaration**

I hereby certify that the information given in this submission is true and correct to the best of my knowledge and belief. I am aware that legal actions may be taken against me if I had knowingly provided any false information.

[← Back](#)
[Submit →](#)
[Draft Report](#)
[Cancel](#)

[Report vulnerability](#)
[Privacy](#)
[Terms of use](#)
[Sitemap](#)
[Contact us](#)
[Supported browsers](#)

© 2023 Government of Singapore.

2.6.25 The user will be redirected to Acknowledgement Page. Click on Sign Certificate.

Home > Examine Pressure Vessel > Pressure Vessel Particulars

### Examine Pressure Vessel

Quick access to functions and complete tasks.

Pressure Vessel Particulars
Examination Details
Supporting Documents
Acknowledgement

**Success**  
Your submission is successful. Please complete the task by signing the report.

Transaction Date and Time: 3/5/2023 at 16:37

PV Reg. No.	Brand and Model	Distinctive No.	Workplace No.	Workplace Name	Examination Date (DD/MM/YYYY)	Action
BR100434J	xyz123 xyz123	DN-847	202212345A0011	COMPANY 17 PTE. LTD.	02/05/2023	<a href="#">Sign Certificate</a>

[Back to Dashboard](#)

[Report vulnerability](#)
[Privacy](#)
[Terms of use](#)
[Sitemap](#)
[Contact us](#)
[Supported browsers](#)

© 2023 Government of Singapore.

2.6.26 Click on Proceed

Particulars      Details      Documents

**Success**  
Your submission is successful.

Transaction Date and Time:

Kindly ensure that all details are correct before proceeding. Click "Proceed" to continue.

[Proceed](#)
[Return](#)

PV Reg. No.	Brand and Model	Distinctive No.	Workplace No.	Workplace Name	Examination Date (DD/MM/YYYY)	Action
BR100434J	xyz123 xyz123	DN-847	202212345A0011	COMPANY 17 PTE. LTD.	02/05/2023	<a href="#">Sign Certificate</a>



## 2.6.27 An acknowledgement message will be shown after the successful signing

### Description in details:

- User can either click on Registration Summary or Report hyperlink to download the PDF copy.
- Refer to Annex B and Annex C for the Registration Summary and Report of Examination.

The screenshot shows a web interface for 'Examine Pressure Vessel'. At the top, there is a breadcrumb trail: Home > Examine Pressure Vessel > Pressure Vessel Particulars. Below this is the title 'Examine Pressure Vessel' and a subtitle 'Quick access to functions and complete tasks.' A progress bar with four steps is shown: 'Pressure Vessel Particulars', 'Examination Details', 'Supporting Documents', and 'Acknowledgement', all marked with green checkmarks. A green success message box states: 'Success. You have successfully signed the Report of Examination. You may obtain a copy of the Report of Examination and Registration Summary below.' Below the message, the transaction date and time are shown as '3/5/2023 at 16:37'. A table lists examination records with columns for PV Reg. No., Brand and Model, Distinctive No., Workplace No., Workplace Name, Examination Date (DD/MM/YYYY), and Action. The table contains one row with data: PV Reg. No. BR100434j, Brand and Model xyz123 xyz123, Distinctive No. DN-847, Workplace No. 202212345A0011, Workplace Name COMPANY 17 PTE. LTD., Examination Date 02/05/2023, and Action links for 'Registration Summary' and 'Report'. A 'Back to Dashboard' button is located below the table. The footer contains links for 'Report vulnerability', 'Privacy', 'Terms of use', 'Sitemap', 'Contact us', and 'Supported browsers', along with the copyright notice '© 2023 Government of Singapore.'

Home > Examine Pressure Vessel > Pressure Vessel Particulars

## Examine Pressure Vessel

Quick access to functions and complete tasks.

Pressure Vessel Particulars Examination Details Supporting Documents Acknowledgement

**Success**

You have successfully signed the Report of Examination. You may obtain a copy of the Report of Examination and Registration Summary below.

Transaction Date and Time : 3/5/2023 at 16:37

PV Reg. No.	Brand and Model	Distinctive No.	Workplace No.	Workplace Name	Examination Date (DD/MM/YYYY)	Action
BR100434j	xyz123 xyz123	DN-847	202212345A0011	COMPANY 17 PTE. LTD.	02/05/2023	<a href="#">Registration Summary</a> <a href="#">Report</a>

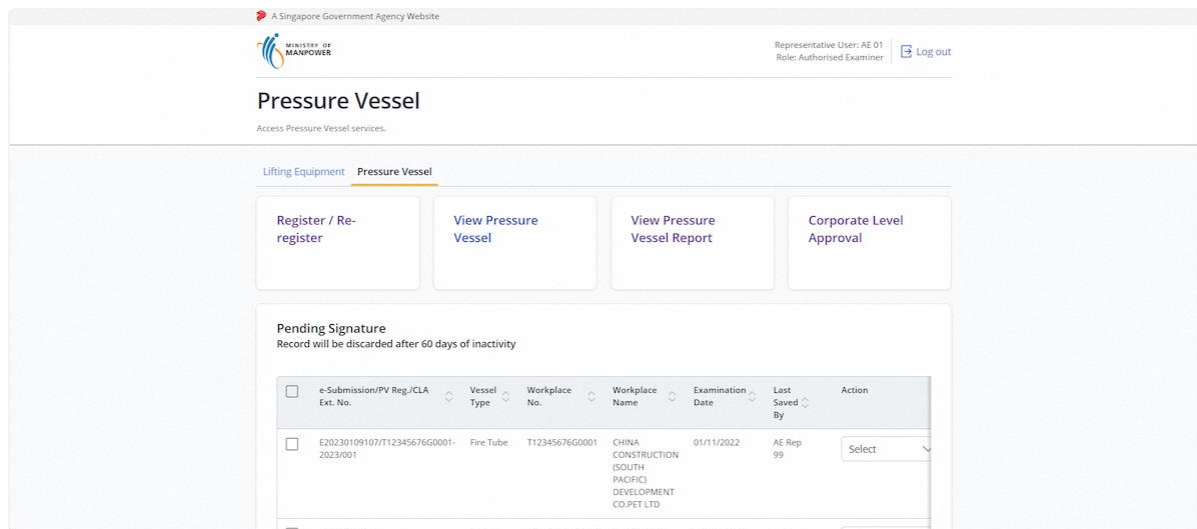
[Back to Dashboard](#)

Report vulnerability [Privacy](#) [Terms of use](#) [Sitemap](#) [Contact us](#) [Supported browsers](#)

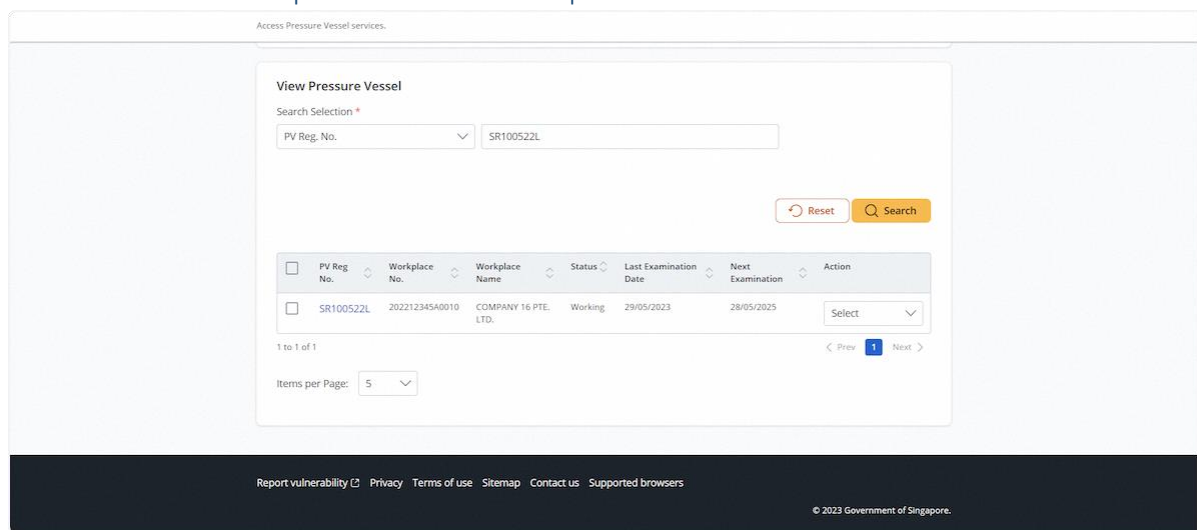
© 2023 Government of Singapore.

## 2.7 Pressure Vessel eService - Update Examination

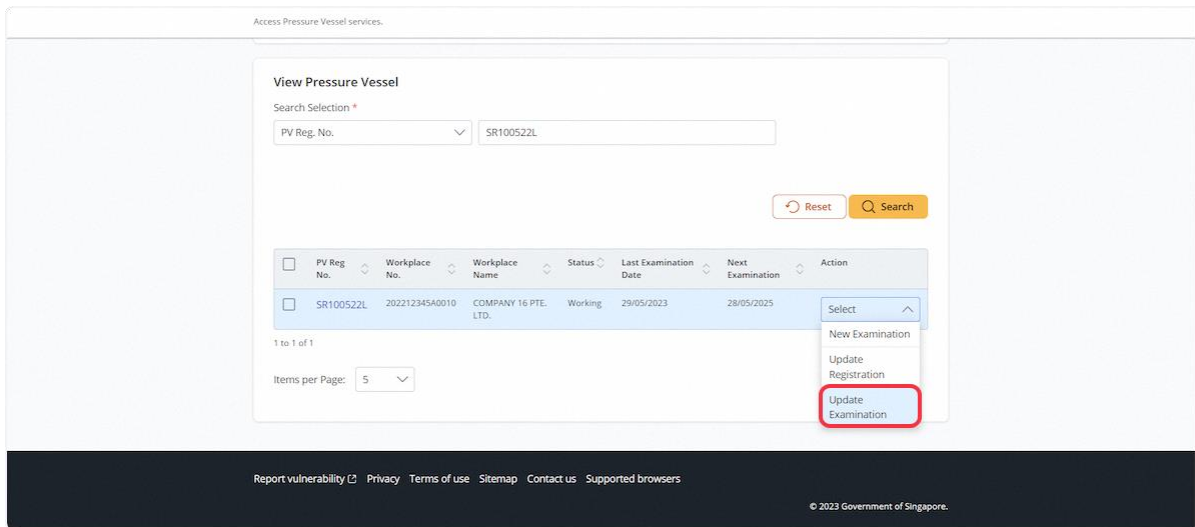
### 2.7.1 Access eService Dashboard [Authorised Examiner / Authorised Examiner Representative], click on View Pressure Vessel



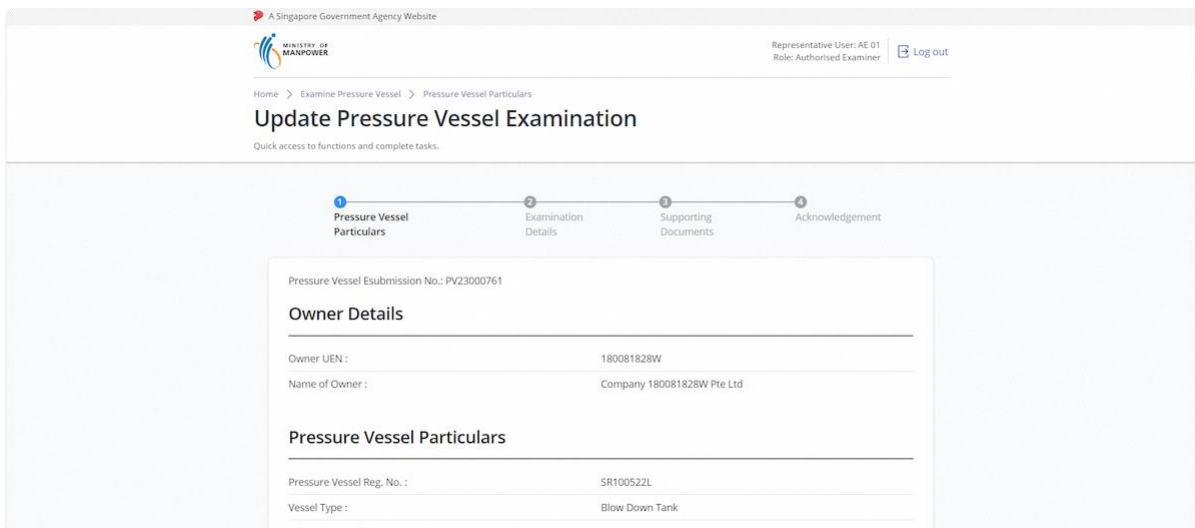
### 2.7.2 Search for the pressure vessel and update examination



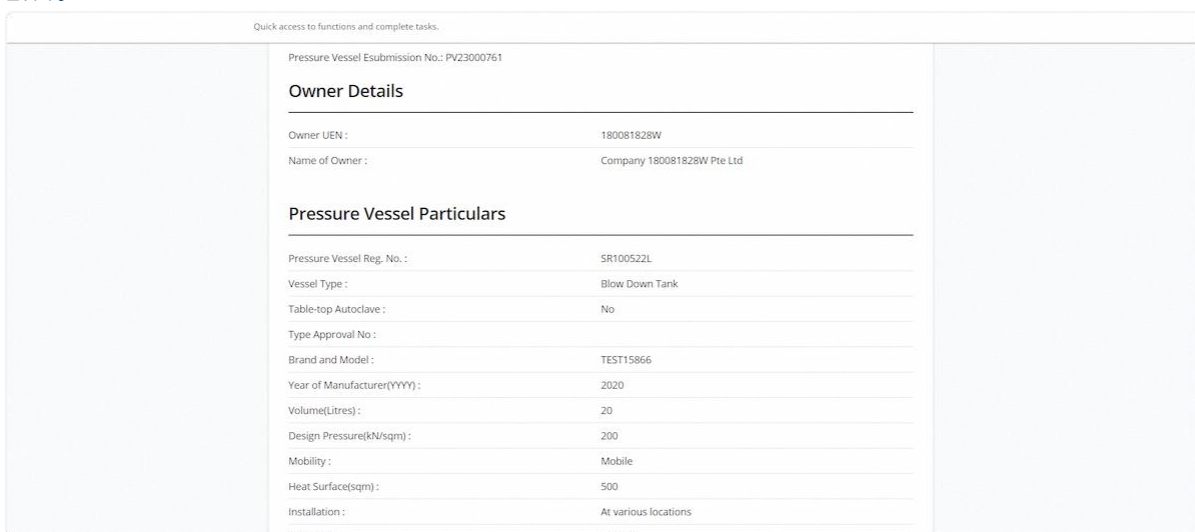
### 2.7.3 Click on Update Examination under the action dropdown



### 2.7.4 The user will be redirected to Pressure Vessel Particulars



### 2.7.5 Review Owner Details & Pressure Vessel Particulars





## 2.7.6 Review & Edit Pressure Vessel Dimensions

### Description in details:

- The system will only accept 0 or 2 entries for Tank and Jacket Dimensions.
- For updating the first examination, the user can edit all information for pressure vessel dimensions.

Quick access to functions and complete tasks.

#### Tank Dimension

Head	Shape	Side Pressure Acts On	Original Thickness(mm)	Current Thickness(mm)	Material	Action
Head 1	Ellipsoidal	Convex	200.00	200.00	200	 Edit
Head 2	Toriconical	Concave	200.00	200.00	200	 Edit

▼ Tank Dimension

\* Shape  
Select

\* Side Pressure Acts On  
Select



\* Original Thickness(mm)

\* Current Thickness(mm)

\* Material

### 2.7.7 To edit an entry, click on Edit

#### Dimension

Shape	Side Pressure Acts On	Original Thickness(mm)	Current Thickness(mm)	Material	Action
Ellipsoidal	Convex	200.00	200.00	200	 Edit
Toriconical	Concave	200.00	200.00	200	 Edit




Dimension

▼

## 2.7.8 Click on Save to confirm the changes

Quick access to functions and complete tasks.

### Tank Dimension

Side Pressure Acts On	Original Thickness(mm)	Current Thickness(mm)	Material	Action
Convex	200.00	200.00	200	 Save  Remove
Concave	200.00	200.00	200	 Edit

▼ Tank Dimension

- \* Shape  
Select
- \* Side Pressure Acts On  
Select
- \* Original Thickness(mm)
- \* Current Thickness(mm)

## 2.7.9 User can edit the Shell Dimension fields

Quick access to functions and complete tasks.

### Shell Dimension

▼ Shell Dimension

- \* Original Thickness(mm)
- \* Current Thickness(mm)
- Diameter/Width 1(mm)
- Diameter/Width 2(mm)
- Height/Length(mm)
- \* Material

## 2.7.10 For updating subsequent examination, the current thickness is editable only

Quick access to functions and complete tasks.

### Tank Dimension

Head	Shape	Side Pressure Acts On	Original Thickness(mm)	Current Thickness(mm)	Material	Action
Head 1	Ellipsoidal	Convex	200.00	<input type="text" value="200.00"/>	200	Save
Head 2	Toriconical	Concave	200.00	200.00	200	Edit

### Shell Dimension

▼ Shell Dimension

\* Original Thickness(mm)

\* Current Thickness(mm)

Diameter/Width 1(mm)

Diameter/Width 2(mm)

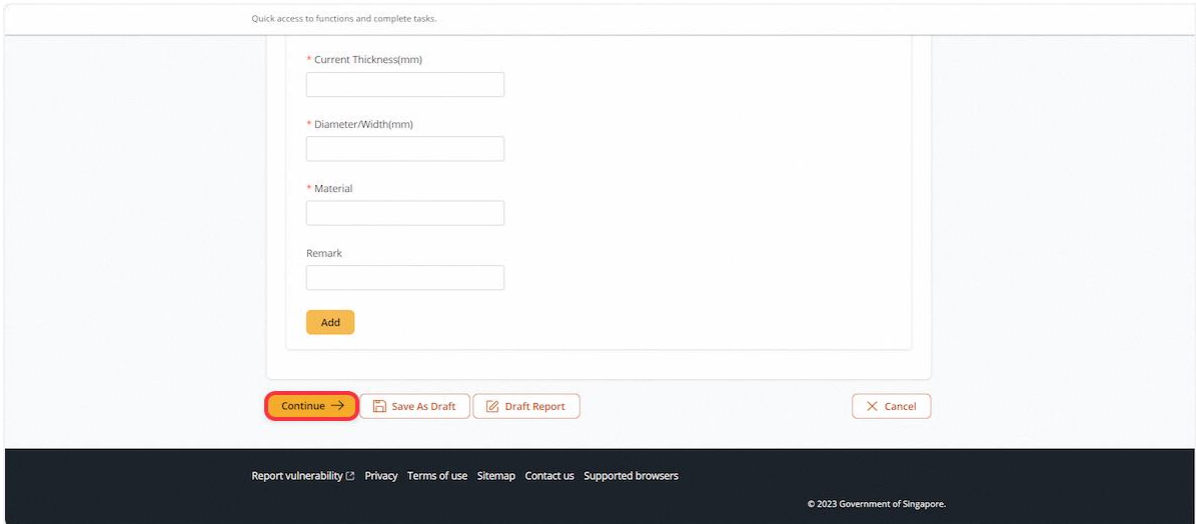
## 2.7.11 Click on Continue

### Description in details:

Save as Draft - Save the application as a draft, which will be shown in the task inbox.

Draft Report - Open a PDF copy of the draft report in a new tab

Cancel - Return to Dashboard



Quick access to functions and complete tasks.

\* Current Thickness(mm)

\* Diameter/Width(mm)

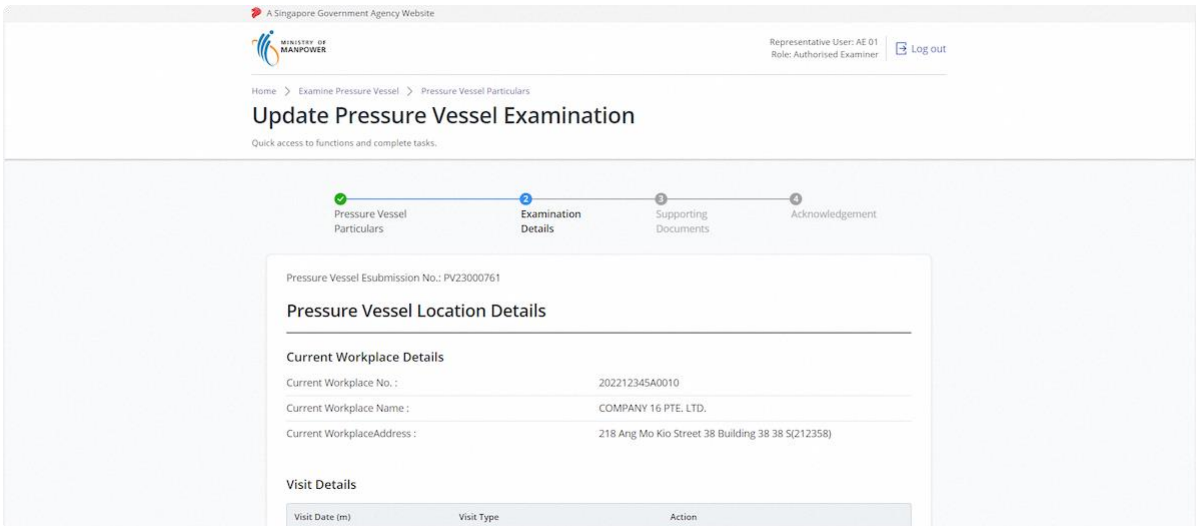
\* Material

Remark

Report vulnerability [Privacy](#) [Terms of use](#) [Sitemap](#) [Contact us](#) [Supported browsers](#)

© 2023 Government of Singapore.

## 2.7.12 The user will be redirected to Examination Details



A Singapore Government Agency Website

MINISTRY OF MANPOWER

Representative User: AE 01  
Role: Authorised Examiner [Log out](#)

Home > Examine Pressure Vessel > Pressure Vessel Particulars

### Update Pressure Vessel Examination

Quick access to functions and complete tasks.

Progress: 1 Pressure Vessel Particulars 2 Examination Details 3 Supporting Documents 4 Acknowledgement

Pressure Vessel Esubmission No.: PV23000761

#### Pressure Vessel Location Details

**Current Workplace Details**

Current Workplace No.: 202212345A0010

Current Workplace Name: COMPANY 16 PTE. LTD.

Current WorkplaceAddress: 218 Ang Mo Kio Street 38 Building 38 38 S(212358)

**Visit Details**

Visit Date (m)	Visit Type	Action
----------------	------------	--------

## 2.7.13 Review Pressure Vessel Location Details

Quick access to functions and complete tasks.

Pressure Vessel Esubmission No.: PV23000761

### Pressure Vessel Location Details

---

#### Current Workplace Details

Current Workplace No.: 202212345A0010  
Current Workplace Name: COMPANY 16 PTE. LTD.  
Current WorkplaceAddress: 218 Ang Mo Kio Street 38 Building 38 38 S(212358)

#### Visit Details

Visit Date (m)	Visit Type	Action
29/05/2023	Visual Examination	<a href="#">Edit</a>
22/05/2023	Basic Visit	<a href="#">Edit</a> <a href="#">Remove</a>

▼ Add Visit Details

\* Visit Type  
Select

\* Visit Date  
DD/MM/YYYY

## 2.7.14 To update visit details, click on Edit

Quick access to functions and complete tasks.

Current WorkplaceAddress: 218 Ang Mo Kio Street 38 Building 38 38 S(212358)

#### Visit Details

Visit Date (m)	Visit Type	Action
29/05/2023	Visual Examination	<a href="#">Edit</a>
22/05/2023	Basic Visit	<a href="#">Edit</a> <a href="#">Remove</a>

▼ Add Visit Details

\* Visit Type  
Select

\* Visit Date  
DD/MM/YYYY

Add

#### Examination Details

Design Pressure(kN/sqm): 200  
Last Pressure Test Date (DD/MM/YYYY): 22/05/2023

## 2.7.15 Update the visit date using the date picker

Quick access to functions and complete tasks.

Current WorkplaceAddress: 218 Ang Mo Kio Street 38 Building 38 38 S(212358)

#### Visit Details

Visit Date (m)	Visit Type	Action
29/05/2023	Visual Examination	<a href="#">Save</a>
22/05/2023	Basic Visit	<a href="#">Edit</a> <a href="#">Remove</a>

▼ Add Visit Details

\* Visit Type  
Select

\* Visit Date  
DD/MM/YYYY

Add





#### Examination Details

Design Pressure(kN/sqm): 200




### 2.7.16 Click on Save to confirm the changes

**Visit Details**

Visit Date (m)	Visit Type	Action
24/05/2023 	Visual Examination	 Save
22/05/2023	Basic Visit	 Edit  Remove

∨ **Add Visit Details**

\* Visit Type

Select 



## 2.7.19 Review & Update Examination Details

Quick access to functions and complete tasks.

### Examination Details

Design Pressure(kN/sqm) :	200
Last Pressure Test Date (DD/MM/YYYY) :	22/05/2023
Last Thickness Test Date (DD/MM/YYYY) :	22/05/2023

\* Examination Date  
24/05/2023

\* Next Examination Date  
23/05/2025

\* Safe Working Pressure(kN/sqm)  
200

\* Test Pressure(kN/sqm)  
200

### Observations and Conditions

## 2.7.20 Review & Update Observations and Conditions

Quick access to functions and complete tasks.

### Observations and Conditions

Observation  
Test   
(996 characters left)

Conditions  
Test   
(996 characters left)

[← Back](#) [Continue →](#) [Save As Draft](#) [Draft Report](#) [Cancel](#)

Report vulnerability [Privacy](#) [Terms of use](#) [Sitemap](#) [Contact us](#) [Supported browsers](#)

© 2023 Government of Singapore.

## 2.7.21 Click on Continue

Quick access to functions and complete tasks.

### Observations and Conditions

Observation

Test

(996 characters left)

Conditions

Test

(996 characters left)

[← Back](#)
[Continue →](#)
[Save As Draft](#)
[Draft Report](#)
[Cancel](#)

Report vulnerability [Privacy](#) [Terms of use](#) [Sitemap](#) [Contact us](#) [Supported browsers](#)

© 2023 Government of Singapore.

## 2.7.22 The user will be redirected to Supporting Documents

A Singapore Government Agency Website

MINISTRY OF MANPOWER

Representative User: AE 01  
Role: Authorised Examiner [Log out](#)

Home > Examine Pressure Vessel > Pressure Vessel Particulars

### Update Pressure Vessel Examination

Quick access to functions and complete tasks.

1 Pressure Vessel Particulars
 2 Examination Details
 3 Supporting Documents
 4 Acknowledgement

Pressure Vessel Submission No.: PV23000761


#### Upload Supporting Documents

S.No	Supporting Documents	Submitted	Not Applicable
1	* Photograph(s) of pressure vessel.	<input checked="" type="checkbox"/>	<input type="checkbox"/>
2	Inspection checklist.	<input type="checkbox"/>	<input checked="" type="checkbox"/>
3	(With pressure test) Hydrostatic, hydro-pneumatic or pneumatic test report.	<input type="checkbox"/>	<input checked="" type="checkbox"/>
4	(With thickness test) Ultrasonic thickness gauging test report.	<input type="checkbox"/>	<input checked="" type="checkbox"/>
5	Other supporting documents.	<input type="checkbox"/>	<input checked="" type="checkbox"/>

## 2.7.23 Review uploaded supporting documents

Quick access to functions and complete tasks.

3	(With pressure test) Hydrostatic, hydro-pneumatic or pneumatic test report.	<input type="checkbox"/>	<input checked="" type="checkbox"/>
4	(With thickness test) Ultrasonic thickness gauging test report.	<input type="checkbox"/>	<input checked="" type="checkbox"/>
5	Other supporting documents.	<input type="checkbox"/>	<input checked="" type="checkbox"/>

 Drag and drop or browse files.  
 jpg, png, or pdf only. Single file size must not exceed 10MB and total file size must not exceed 250MB.

#### Supporting Documents

Document Name	Document Type	Action
Screenshot 2022-07-18 153429 - Copy (2).png	1. Photograph(s) of pressure vessel.	<a href="#">Remove</a>

[← Back](#)
[Continue →](#)
[Save As Draft](#)
[Draft Report](#)
[Cancel](#)

Report vulnerability [Privacy](#) [Terms of use](#) [Sitemap](#) [Contact us](#) [Supported browsers](#)

© 2023 Government of Singapore.

### 2.7.24 Click on Continue

Document Name	Document Type
Screenshot 2022-07-18 153429 - Copy (2).png	1. Photograph(s) of p

[← Back](#) [Continue →](#) [Save As Draft](#) [Draft R](#)

[Report vulnerability](#) [Privacy](#) [Terms of use](#) [Sitemap](#) [Contact us](#) [Supp](#)

## 2.7.25 User will be redirected to Preview

### Description in details:

Review all information before submission

A Singapore Government Agency Website

MINISTRY OF MANPOWER

Representative User: AE 01  
Role: Authorised Examiner

Log out

Home > Examine Pressure Vessel > Pressure Vessel Particulars

### Update Pressure Vessel Examination

Quick access to functions and complete tasks.

Progress bar: Pressure Vessel Particulars (Completed), Examination Details (Completed), Supporting Documents (Completed), Acknowledgement (Current Step)

#### Pressure Vessel Particulars

[Edit](#)

Pressure Vessel Reg. No.:	SR100522L
Vessel Class:	Steam Receiver
Vessel Type:	Blow Down Tank
Table-top Autoclave:	No
Type Approval No.:	
Brand and Model:	TEST15866
Year of Manufacturer(YYYY):	2020
Volume(Litres):	20
Design Pressure(kN/cm <sup>2</sup> ):	200

## 2.7.26 Check the Declaration checkbox

Quick access to functions and complete tasks.

Observations: Test

Conditions: Test

#### Supporting Documents

[Edit](#)

S/N	Document Name	Document Type	Uploaded By	Document Uploaded Date
1	Screenshot 2022-07-18 153429 - Copy (2).png	1. Photograph(s) of pressure vessel.	AE 01	29/05/2023

#### Declaration

I hereby certify that the information given in this submission is true and correct to the best of my knowledge and belief. I am aware that legal actions may be taken against me if I had knowingly provided any false information.

[← Back](#) [Submit →](#) [Draft Report](#) [X Cancel](#)

Report vulnerability [Privacy](#) [Terms of use](#) [Sitemap](#) [Contact us](#) [Supported browsers](#)

© 2023 Government of Singapore.

## 2.7.27 Click on Submit

Quick access to functions and complete tasks.

Observations : Test  
Conditions : Test

### Supporting Documents [Edit](#)

S/N	Document Name	Document Type	Uploaded By	Document Uploaded Date
1	Screenshot 2022-07-18 153429 - Copy (2).png	1. Photograph(s) of pressure vessel.	AE 01	29/05/2023

**Declaration**

I hereby certify that the information given in this submission is true and correct to the best of my knowledge and belief. I am aware that legal actions may be taken against me if I had knowingly provided any false information.

[← Back](#) [Submit →](#) [Draft Report](#) [Cancel](#)

Report vulnerability [Privacy](#) [Terms of use](#) [Sitemap](#) [Contact us](#) [Supported browsers](#)

© 2023 Government of Singapore.

## 2.7.28 The user will be redirected to Acknowledgement Page. Click on Sign Certificate

### Update Pressure Vessel Examination

Quick access to functions and complete tasks.

Pressure Vessel Particulars Examination Details Supporting Documents Acknowledgement

**Success**  
Your submission is successful. Please complete the task by signing the report.

Transaction Date and Time : 29/5/2023 at 10:03

PV Reg. No.	Brand and Model	Distinctive No.	Workplace No.	Workplace Name	Examination Date (DD/MM/YYYY)	Action
SR100522L	TEST15866	TES0993	20221234540010	COMPANY 16 PTE. LTD.	24/05/2023	<a href="#">Sign Certificate</a>

[Back to Dashboard](#)

Report vulnerability [Privacy](#) [Terms of use](#) [Sitemap](#) [Contact us](#) [Supported browsers](#)

© 2023 Government of Singapore.

## 2.7.29 Click on Proceed

### Update Pressure Vessel Examination

Quick access to functions and complete tasks.

Pressure Vessel Particulars Examination Details Supporting Documents Acknowledgement

**Success**  
Your submission is successful. Please complete the task by signing the report.

Transaction Date and Time : 29/5/2023 at 10:03

Kindly ensure that all details are correct before proceeding. Click "Proceed" to continue.

[Proceed](#) [Return](#)

PV Reg. No.	Brand and Model	Distinctive No.	Workplace No.	Workplace Name	Examination Date (DD/MM/YYYY)	Action
SR100522L	TEST15866	TES0993	20221234540010	COMPANY 16 PTE. LTD.	24/05/2023	<a href="#">Sign Certificate</a>

[Back to Dashboard](#)

Report vulnerability [Privacy](#) [Terms of use](#) [Sitemap](#) [Contact us](#) [Supported browsers](#)

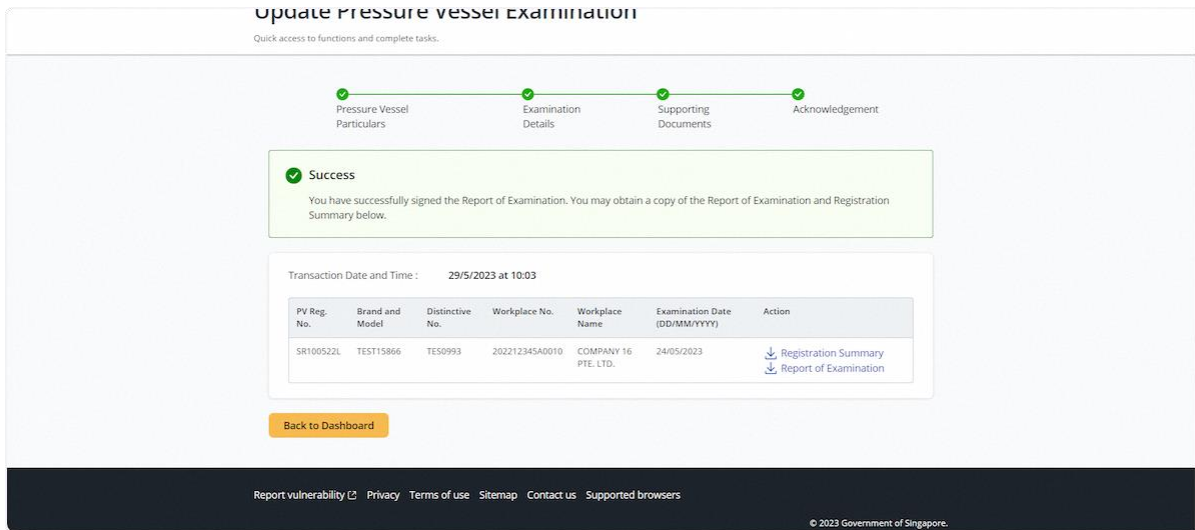
© 2023 Government of Singapore.

2.7.30 The user will be redirected to Acknowledgement Page for successful signing

**Description in details:**

- Registration Summary - Download a PDF copy of the Registration Summary
- Report of Examination - Download a PDF copy of the Report of Examination

Refer to Annex B and Annex C for the registration summary and report of examination.





## 2.8 Pressure Vessel eService - Apply/Update Corporate-Level Approval for Competent Person

### 2.8.1 Access eService Dashboard [Authorised Examiner / Authorised Examiner Representative]

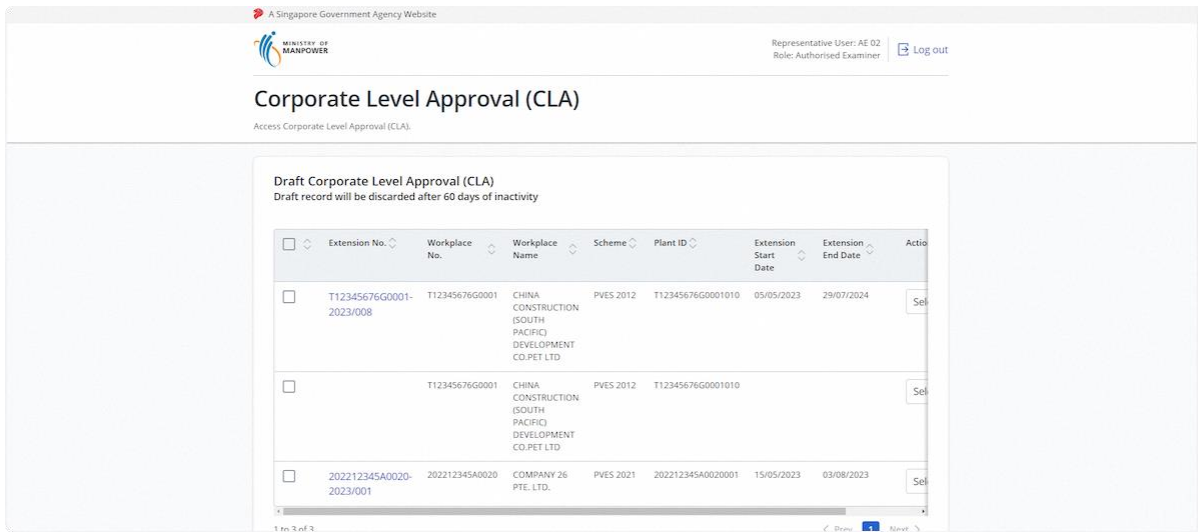
The screenshot shows the 'Pressure Vessel' dashboard. At the top, it says 'Singapore Government Agency Website' and 'Ministry of Manpower'. The user is identified as 'Representative User: AE 02' with the role 'Authorised Examiner'. There is a 'Log out' button. The main heading is 'Pressure Vessel' with the subtext 'Access Pressure Vessel services.' Below this, there are four buttons: 'Register / Re-register', 'View Pressure Vessel', 'View Pressure Vessel Report', and 'Corporate Level Approval'. A 'Pending Signature' section follows, with a warning 'Record will be discarded after 60 days of inactivity'. It contains a table with columns for selection, e-Submission/PV Reg./CLA Ext. No., Vessel Type, Workplace No., Workplace Name, Examination Date, Last Saved By, Flag, and Action.

<input type="checkbox"/>	e-Submission/PV Reg./CLA Ext. No.	Vessel Type	Workplace No.	Workplace Name	Examination Date	Last Saved By	Flag	Action
<input type="checkbox"/>	E20230126119/202212345A0007-2023/001	Tubeless	202212345A0007	COMPANY 13 PTE. LTD.	26/01/2023	AE 02	<input type="checkbox"/>	Select
<input type="checkbox"/>	E20230420135/202212051Z0005-2023/001	Tubeless	202212051Z0005	COMPANY 29-2 PTE. LTD.	20/04/2023	AE 02	<input type="checkbox"/>	Select
<input type="checkbox"/>	E20230109107	Deaerator	T12345676G0001	CHINA	05/05/2023	AE 02	<input type="checkbox"/>	Select

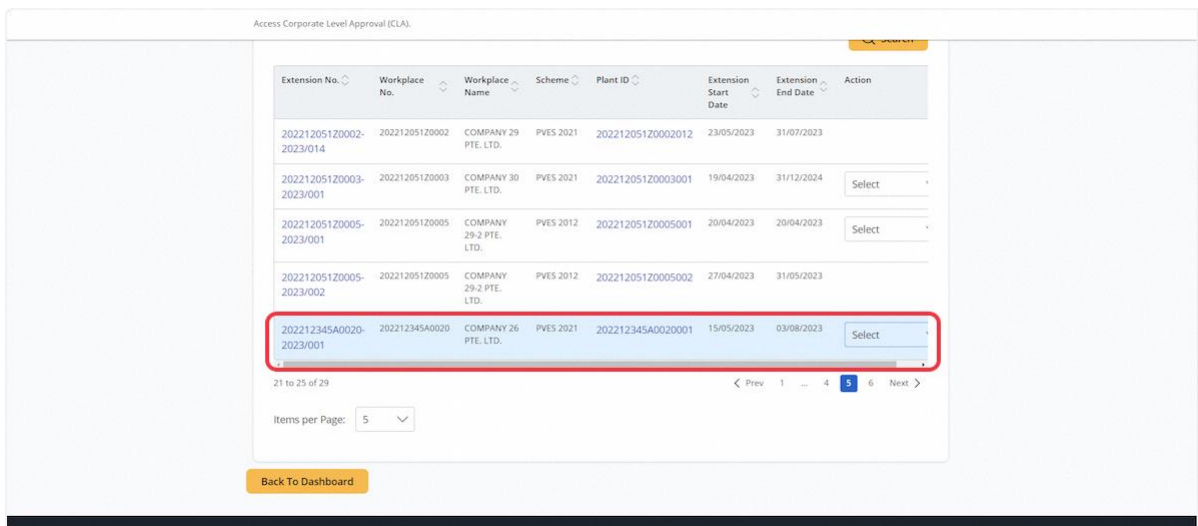
### 2.8.2 Click on Corporate Level Approval

This screenshot is identical to the previous one, but the 'Corporate Level Approval' button is highlighted with a red rectangular border to indicate the next step in the process.

### 2.8.3 User will be redirected to Corporate Level Approval (CLA)



### 2.8.4 Scroll down, and search for the Corporate-Level Approval application record to apply for CLA Extension



## 2.8.5 Under the action dropdown, click New Extension

### Description in details:

- New Extension - Create a new Corporate-Level Approval extension application.
- Update Extension - Update the Corporate-Level Approval extension within 28 days of signing.
- Review Extension - Start a new Corporate-Level Approval review extension application.
- View Certificate - View the PDF copy of the extension certificate.

If no action is displayed, the user is either not the assigned Competent Person and/or requirements are not met to create a new extension (e.g. examination required for pressure vessels).

Access Corporate Level Approval (CLA)

Extension No.	Workplace No.	Workplace Name	Scheme	Plant ID	Extension Start Date	Extension End Date	Action
212051Z0002-3/014	202212051Z0002	COMPANY 29 PTE. LTD.	PVES 2021	202212051Z0002012	23/05/2023	31/07/2023	
212051Z0003-3/001	202212051Z0003	COMPANY 30 PTE. LTD.	PVES 2021	202212051Z0003001	19/04/2023	31/12/2024	Select
212051Z0005-3/001	202212051Z0005	COMPANY 29-2 PTE. LTD.	PVES 2012	202212051Z0005001	20/04/2023	20/04/2023	Select
212051Z0005-3/002	202212051Z0005	COMPANY 29-2 PTE. LTD.	PVES 2012	202212051Z0005002	27/04/2023	31/05/2023	
212345A0020-3/001	202212345A0020	COMPANY 26 PTE. LTD.	PVES 2021	202212345A0020001	15/05/2023	03/08/2023	Select New Extension Update Extension View Certificate

21 to 25 of 29

Items per Page: 5

Back To Dashboard

## 2.8.6 User will be redirected to the Corporate-Level Approval extension application

A Singapore Government Agency Website

Ministry of Manpower

Representative User: AE 02  
Role: Authorised Examiner

Log out

Dashboard > Corporate Level Approval

### Corporate Level Approval

Submit extension record of statutory examination period of pres...

#### Workplace Details

UEN  
180058593H

Workplace No.  
202212345A0020

Workplace Name  
COMPANY 26 PTE. LTD.

Scheme  
PVES 2021

#### Plant Details

Plant ID: 202212345A0020001

## 2.8.7 Under Plant Details, fill in the mandatory fields

Submit extension record of statutory examination period of pres...

### Plant Details

Plant ID: 202212345A0020001

PV Reg No.	Unit Name	Distinctive No.	Age (Years)	Remaining Life (Years)	Last SI Date	Functional Type	Action
AR100513A		DN9892	3		06/06/2023	Air Receiver	
SR100514P		Dn98u82	3		05/06/2023	Steam Receiver	

\* Extension Start Date  
05/06/2023

\* Extension End Date  
DD/MM/YYYY

Extension Period (Months)

Remarks

## 2.8.8 Click on Edit to update the fields required for each pressure vessels

Submit extension record of statutory examination period of pres...

### Plant Details

Plant ID: 202212345A0020001

PV Reg No.	Unit Name	Distinctive No.	Age (Years)	Remaining Life (Years)	Last SI Date	Functional Type	Action
AR100513A		DN9892	3		06/06/2023	Air Receiver	
SR100514P		Dn98u82	3		05/06/2023	Steam Receiver	

\* Extension Start Date  
05/06/2023

\* Extension End Date  
DD/MM/YYYY

Extension Period (Months)

Remarks

## 2.8.9 Click on Save to confirm the changes

Submit extension record of statutory examination period of pres...

### Plant Details

Plant ID: 202212345A0020001

PV Reg No.	Unit Name	Distinctive No.	Age (Years)	Remaining Life (Years)	Last SI Date	Functional Type	Action
AR100513A	<input type="text" value="Test"/>	DN9892	3	<input type="text" value="10"/>	06/06/2023	Air Receiver <input type="text"/>	
SR100514P		Dn98u82	3		05/06/2023	Steam Receiver	

\* Extension Start Date  
05/06/2023

\* Extension End Date  
DD/MM/YYYY

Extension Period (Months)

Remarks

## 2.8.10 Continue to add the details for all pressure vessels

### Plant Details

Plant ID: 202212345A0020001

PV Reg No.	Unit Name	Distinctive No.	Age (Years)	Remaining Life (Years)	Last SI Date	Functional Type	Action
AR100513A	Test	DN9892	3	10	06/06/2023	Air Receiver	<a href="#">Edit</a>
SR100514P	Test2	Dn98u82	3	20	05/06/2023	Steam Receiver	<a href="#">Edit</a>

\* Extension Start Date  
05/06/2023

\* Extension End Date  
DD/MM/YYYY

Extension Period (Months)

Remarks

## 2.8.11 Fill in all mandatory fields

Update Corporate Level Approval.

### Plant Details

Plant ID: 202212345A0020001

PV Reg No.	Unit Name	Distinctive No.	Age (Years)	Remaining Life (Years)	Last SI Date	Functional Type	Action
AR100513A	Test	DN9892	3	10	06/06/2023	Air Receiver	<a href="#">Edit</a>
SR100514P	Test2	Dn98u82	3	20	05/06/2023	Steam Receiver	<a href="#">Edit</a>

\* Extension Start Date  
05/06/2023

\* Extension End Date  
11/08/2027

Extension Period (Months)  
50

Remarks  
Test

## 2.8.12 Navigate to Upload Supporting Documents

Submit extension record of statutory examination period of pres...

### Upload Supporting Documents

S.No	Supporting Documents	Submitted	Not Applicable
1	* Technical assessment report.	<input type="checkbox"/>	<input type="checkbox"/>
2	(For extensions under PVES 2021 scheme) Risk-based inspection reports.	<input type="checkbox"/>	<input type="checkbox"/>
3	Other supporting documents.	<input type="checkbox"/>	<input type="checkbox"/>

Drag and drop or browse files.  
jpg, png, or pdf only. Single file size must not exceed 10MB and total file size must not exceed 250MB.

[Continue →](#) [Save As Draft](#) [Cancel](#)

## 2.8.13 Click on the highlighted area to upload supporting documents

### Description in details:

Upload all mandatory documents indicated with asterisks\*

Submit extension record of statutory examination period of pres...

**Upload Supporting Documents**

S.No	Supporting Documents	Submitted	Not Applicable
1	* Technical assessment report.	<input type="checkbox"/>	<input type="checkbox"/>
2	(For extensions under PVES 2021 scheme) Risk-based inspection reports.	<input type="checkbox"/>	<input type="checkbox"/>
3	Other supporting documents.	<input type="checkbox"/>	<input type="checkbox"/>

Drag and drop or browse files.  
Jpg, png, or pdf only. Single file size must not exceed 10MB and total file size must not exceed 250MB.

Continue → Save As Draft Cancel

Report vulnerability | Privacy | Terms of use | Sitemap | Contact us | Supported browsers

## 2.8.14 Select the Document Type for all uploaded documents

Submit extension record of statutory examination period of pres...

S.No	Supporting Documents	Submitted	Not Applicable
1	* Technical assessment report.	<input checked="" type="checkbox"/>	<input type="checkbox"/>
2	(For extensions under PVES 2021 scheme) Risk-based inspection reports.	<input type="checkbox"/>	<input type="checkbox"/>
3	Other supporting documents.	<input type="checkbox"/>	<input type="checkbox"/>

Drag and drop or browse files.  
Jpg, png, or pdf only. Single file size must not exceed 10MB and total file size must not exceed 250MB.

Document Name	Document Type	Action
LE Intranet - Transfer Ownership (1).pdf	1. Technical assessment report.	<span>Remove</span>

Continue → Save As Draft Cancel

## 2.8.15 Check “Not Applicable” to auto-populate checks on documents not uploaded

Submit extension record of statutory examination period of pres...

### Upload Supporting Documents

S.No	Supporting Documents	Submitted	Not Applicable
1	• Technical assessment report.	<input checked="" type="checkbox"/>	<input type="checkbox"/>
2	(For extensions under PVES 2021 scheme) Risk-based inspection reports.	<input type="checkbox"/>	<input checked="" type="checkbox"/>
3	Other supporting documents.	<input type="checkbox"/>	<input checked="" type="checkbox"/>

Drag and drop or browse files.  
Jpg, png, or pdf only. Single file size must not exceed 10MB and total file size must not exceed 250MB.

Document Name	Document Type	Action
LE Intranet - Transfer Ownership (1).pdf	1. Technical assessment report.	

Continue →
 Save As Draft
 Cancel

## 2.8.16 Click on Continue

Submit extension record of statutory examination period of pres...

S.No	Supporting Documents	Submitted	Not Applicable
1	• Technical assessment report.	<input checked="" type="checkbox"/>	<input type="checkbox"/>
2	(For extensions under PVES 2021 scheme) Risk-based inspection reports.	<input type="checkbox"/>	<input checked="" type="checkbox"/>
3	Other supporting documents.	<input type="checkbox"/>	<input checked="" type="checkbox"/>

Drag and drop or browse files.  
Jpg, png, or pdf only. Single file size must not exceed 10MB and total file size must not exceed 250MB.

Document Name	Document Type	Action
LE Intranet - Transfer Ownership (1).pdf	1. Technical assessment report.	

Continue →
 Save As Draft
 Cancel

[Report vulnerability](#) [Privacy](#) [Terms of use](#) [Sitemap](#) [Contact us](#) [Supported browsers](#)

© 2023 Government of Singapore.

## 2.8.17 User will be redirected to Preview

A Singapore Government Agency Website

Representative User: AE 02  
Role: Authorised Examiner
 Log out

Dashboard > Corporate Level Approval

## Corporate Level Approval

Submit extension record of statutory examination period of pres...

### Workplace Details

UEN :	180058593H
Workplace No. :	202212345A0020
Workplace Name :	COMPANY 26 PTE. LTD.
Scheme :	PVES 2021

### Plant Details

Plant ID:	202212345A0020001
Extension Start Date:	05/06/2023
Extension End Date :	11/08/2027
Extension Period :	50
Remarks :	Test



## 2.8.18 To edit the Plant Details, click Edit

Submit extension record of statutory examination period of pres...

### Workplace Details

UEN : 180058593H  
Workplace No. : 202212345A0020  
Workplace Name : COMPANYY 26 PTE. LTD.  
Scheme : PVES 2021

### Plant Details ✎ Edit

Plant ID: 202212345A0020001  
Extension Start Date: 05/06/2023  
Extension End Date : 11/08/2027  
Extension Period : 50  
Remarks : Test

PV Reg No.	Unit Name	Distinctive No.	Age (Years)	Remaining Life (Years)	Last VI Date	Functional Type
AR100513A	Test	DN9892	3	10	06/06/2023	Air Receiver
SR100514P	Test2	Dn98u82	3	20	05/06/2023	Steam Receiver

### Supporting Documents

## 2.8.19 Click on Submit

### Description in details:

Draft Certificate - Open a PDF copy of the draft certificate in a new tab

Submit extension record of statutory examination period of pres...

Extension Start Date: 05/06/2023  
Extension End Date: 11/08/2027  
Extension Period: 50  
Remarks: Test

PV Reg No.	Unit Name	Distinctive No.	Age (Years)	Remaining Life (Years)	Last VI Date	Functional Type
AR100513A	Test	DN9892	3	10	06/06/2023	Air Receiver
SR100514P	Test2	Dn98u82	3	20	05/06/2023	Steam Receiver

**Supporting Documents**

Document Name	Document Type
LE Intranet - Transfer Ownership (1).pdf	1. Technical assessment report.

← Back **Submit** → Draft Certificate Cancel

Report vulnerability Privacy Terms of use Sitemap Contact us Supported browsers

© 2023 Government of Singapore.

## 2.8.20 User will be redirected to Acknowledgement Page, click Sign Extension Certificate

Submit extension record of statutory examination period of pres...

**Success** ✕  
Your extension record has been submitted. Please complete the action to sign the extension certificate.

Extension No. :  
**Sign Extension Certificate**

**Workplace Details**

UEN: 180058593H  
Workplace No.: 202212345A0020  
Workplace Name: COMPANY 26 PTE. LTD.  
Scheme: PVES 2021

**Plant Details**

Plant ID: 202212345A0020001  
Extension Start Date: 05/06/2023  
Extension End Date: 11/08/2027  
Extension Period: 50

## 2.8.21 Click on Proceed

Submit extension record of statutory examination period of pres...

**Success** ✕

Your extension record has been submitted. Please complete the action to sign the extension certificate.

Extension No. :

Sign Extension Certificate

**Workplace Details**

UEN :

Workplace No. :

Workplace Name : COMPANY 26 PTE. LTD.

Scheme : PVES 2021

**Plant Details**

Plant ID: 202212345A0020001

Extension Start Date: 05/06/2023

Extension End Date: 11/08/2027

Extension Period: 50

Kindly ensure that all details are correct before proceeding.  
Click "Proceed" to continue.

**Proceed** **Return**

## 2.8.22 User will be redirected to the Acknowledgement Page

### Description in details:

User can click Extension Certificate to download the PDF copy.

Refer to Annex D for the Corporate-Level Approval.

Submit extension record of statutory examination period of pres...

**Success** ✕

You have successfully signed the Extension Certificate. You may obtain a copy of the Extension Certificate below.

Extension No. : 202212345A0020-2023/002

[Extension Certificate](#)

**Workplace Details**

UEN : 180058593H

Workplace No. : 202212345A0020

Workplace Name : COMPANY 26 PTE. LTD.

Scheme : PVES 2021

**Plant Details**

Plant ID: 202212345A0020001

Extension Start Date: 05/06/2023

Extension End Date: 11/08/2027

Extension Period: 50

### 2.8.23 Update Extension – From the Corporate-Level Approval inbox, click on Update Extension

51Z0003	COMPANY 30 PTE. LTD.	PVES 2021	202212051Z0003001	19/04/2023	31/12/2024	Select
51Z0005	COMPANY 29-2 PTE. LTD.	PVES 2012	202212051Z0005001	20/04/2023	20/04/2023	Select
51Z0005	COMPANY 29-2 PTE. LTD.	PVES 2012	202212051Z0005002	27/04/2023	31/05/2023	Select
45A0020	COMPANY 26 PTE. LTD.	PVES 2021	202212345A0020001	05/06/2023	11/08/2027	Select

[Update Extension](#) (highlighted in red)  
[View Certificate](#)

### 2.8.24 User will be redirected to the Update Corporate-Level Approval page

Singapore Government Agency Website

Ministry of MANPOWER

Representative User: AE 02  
Role: Authorised Examiner

Log out

Dashboard > Corporate Level Approval

## Corporate Level Approval

Update Corporate Level Approval.

**Workplace Details**

UEN: 180058593H

Workplace No.: 202212345A0020

Workplace Name: COMPANY 26 PTE. LTD.

Scheme: PVES 2021

**Plant Details**

Plant ID: 202212345A0020001

### 2.8.25 Review & Edit Plant Details

Update Corporate Level Approval.

**Plant Details**

Plant ID: 202212345A0020001

PV Reg No.	Unit Name	Distinctive No.	Age (Years)	Remaining Life (Years)	Last SI Date	Functional Type	Action
AR100513A	Test	DN9892	3	10	06/06/2023	Air Receiver	<a href="#">Edit</a>
SR100514P	Test2	Dn98u82	3	20	05/06/2023	Steam Receiver	<a href="#">Edit</a>

\* Extension Start Date: 05/06/2023

\* Extension End Date: 11/08/2027

Extension Period (Months): 50

Remarks: Test

## 2.8.26 Review & Edit Supporting Documents

Update Corporate Level Approval.

### Upload Supporting Documents

S.No	Supporting Documents	Submitted	Not Applicable
1	* Technical assessment report.	<input checked="" type="checkbox"/>	<input type="checkbox"/>
2	(For extensions under PVES 2021 scheme) Risk-based inspection reports.	<input type="checkbox"/>	<input checked="" type="checkbox"/>
3	Other supporting documents.	<input type="checkbox"/>	<input checked="" type="checkbox"/>

Drag and drop or browse files.  
Jpg, png, or pdf only. Single file size must not exceed 10MB and total file size must not exceed 250MB.

Document Name	Document Type	Action
LE Intranet - Transfer Ownership (1).pdf	1. Technical assessment report.	Remove

**Continue** → Save As Draft Reset Cancel

[Responsibility](#) [Policy](#) [Terms of use](#) [Stamps](#) [Contact us](#) [Supported browsers](#)

## 2.8.27 Click on Continue

Update Corporate Level Approval.

### Upload Supporting Documents

S.No	Supporting Documents	Submitted	Not Applicable
1	* Technical assessment report.	<input checked="" type="checkbox"/>	<input type="checkbox"/>
2	(For extensions under PVES 2021 scheme) Risk-based inspection reports.	<input type="checkbox"/>	<input checked="" type="checkbox"/>
3	Other supporting documents.	<input type="checkbox"/>	<input checked="" type="checkbox"/>

Drag and drop or browse files.  
Jpg, png, or pdf only. Single file size must not exceed 10MB and total file size must not exceed 250MB.


Document Name	Document Type	Action
LE Intranet - Transfer Ownership (1).pdf	1. Technical assessment report.	Remove

**Continue** → Save As Draft Reset Cancel

[Responsibility](#) [Policy](#) [Terms of use](#) [Stamps](#) [Contact us](#) [Supported browsers](#)

## 2.8.28 User will be redirected to Preview

A Singapore Government Agency Website

 **MINISTRY OF MANPOWER**

Representative User: AE 02  
Role: Authorised Examiner [Log out](#)

Dashboard > Corporate Level Approval

### Corporate Level Approval

Update Corporate Level Approval.

---

#### Workplace Details

UEN :	180058593H
Workplace No. :	202212345A0020
Workplace Name :	COMPANY 26 PTE. LTD.
Scheme :	PVES 2021

---

#### Plant Details [Edit](#)

Plant ID:	202212345A0020001
Extension Start Date:	05/06/2023
Extension End Date :	11/08/2027
Extension Period :	50
Remarks :	Test

## 2.8.29 Click on Submit

Update Corporate Level Approval.

Extension Start Date: 05/06/2023  
 Extension End Date: 11/08/2027  
 Extension Period: 50  
 Remarks: Test

PV Reg No.	Unit Name	Distinctive No.	Age (Years)	Remaining Life (Years)	Last VI Date	Functional Type
AR100513A	Test	DN9892	3	10	06/06/2023	Air Receiver
SR100514P	Test2	Dn98u82	3	20	05/06/2023	Steam Receiver

**Supporting Documents**

Document Name	Document Type
LE Intranet - Transfer Ownership (1).pdf	1. Technical assessment report.

← Back **Submit** → Draft Certificate Cancel

Report vulnerability Privacy Terms of use Sitemap Contact us Supported browsers

© 2023 Government of Singapore.

## 2.8.30 User will be redirected to Acknowledgement Page for signing

A Singapore Government Agency Website

MINISTRY OF MANPOWER

Representative User: AE 02  
 Role: Authorised Examiner Log out

Dashboard > Corporate Level Approval

### Corporate Level Approval

Submit extension record of statutory examination period of pres...

**Success** X

Your extension record has been submitted. Please complete the action to sign the extension certificate.

Extension No.: 202212345A0020-2023/002

[Sign Extension Certificate](#)

#### Workplace Details

UEN: 180058593H  
 Workplace No.: 202212345A0020  
 Workplace Name: COMPANY 26 PTE. LTD.  
 Scheme: PVES 2021

#### Plant Details

## 2.8.31 Click on Sign Extension Certificate

Submit extension record of statutory examination period of pres...

Your extension record has been submitted. Please complete the action to sign the extension certificate.

Extension No.: 202212345A0020-2023/002

**Sign Extension Certificate**

#### Workplace Details

UEN: 180058593H  
 Workplace No.: 202212345A0020  
 Workplace Name: COMPANY 26 PTE. LTD.  
 Scheme: PVES 2021

#### Plant Details

Plant ID: 202212345A0020001  
 Extension Start Date: 05/06/2023  
 Extension End Date: 11/08/2027  
 Extension Period: 50  
 Remarks: Test

## 2.8.32 Click on Proceed

Submit extension record of statutory examination period of pres...

Your extension record has been submitted. Please complete the action to sign the extension certificate.

Extension No. : 202212345A0020-2023/002

Sign Extension Certificate

### Workplace Details

UEN: \_\_\_\_\_

Workplace No.: \_\_\_\_\_

Workplace Name: \_\_\_\_\_

Scheme: \_\_\_\_\_

Kindly ensure that all details are correct before proceeding.  
Click "Proceed" to continue.

### Plant Details

Plant ID:	202212345A00200101
Extension Start Date:	05/06/2023
Extension End Date:	11/08/2027
Extension Period:	50
Remarks:	Test

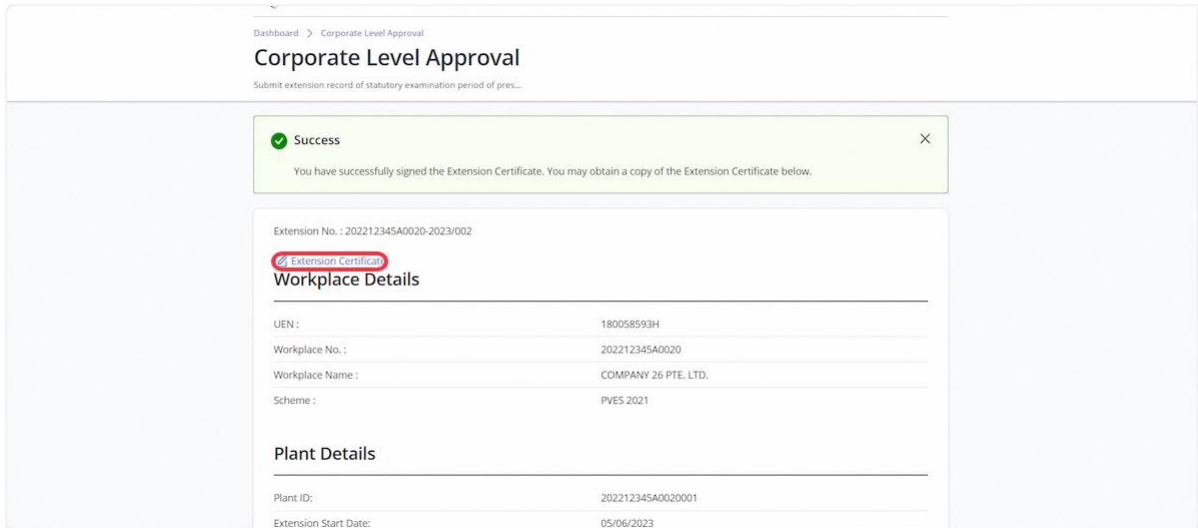


### 2.8.33 User will be redirected to the Acknowledgement Page

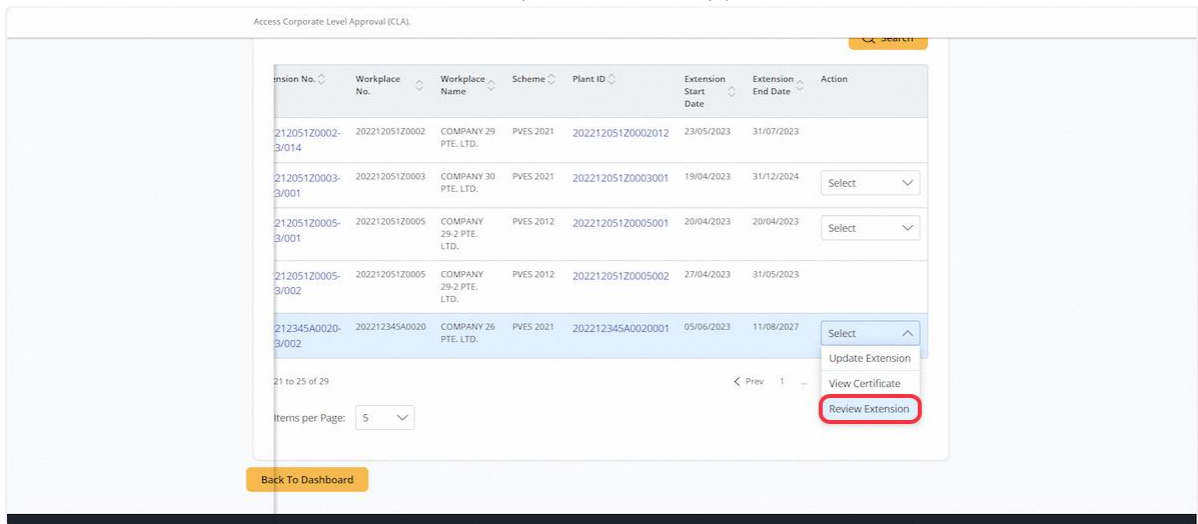
#### Description in details:

User can click Extension Certificate to download the PDF copy.

Refer to Annex D for the Corporate-Level Approval



### 2.8.34 Review Extension - From the Corporate-Level Approval inbox, click on Review Extension



## 2.8.35 User will be redirected to Review Extension

Singapore Government Agency Website

MINISTRY OF MANPOWER

Representative User: AE 02  
Role: Authorised Examiner

Log out

Dashboard > Corporate Level Approval

### Corporate Level Approval

Update Corporate Level Approval.

**Workplace Details**

UEN  
180058593H

Workplace No.  
202212345A0020

Workplace Name  
COMPANY 26 PTE. LTD.

Scheme  
PVES 2021

**Plant Details**

Plant ID: 202212345A0020001

## 2.8.36 Review & Edit Plant Details

Update Corporate Level Approval.

**Plant Details**

Plant ID: 202212345A0020001

PV Reg No.	Unit Name	Distinctive No.	Age (Years)	Remaining Life (Years)	Last SI Date	Functional Type	Action
AR100513A	Test	DN9892	3	10	06/06/2023	Air Receiver	<a href="#">Edit</a>
SR100514P	Test	Dn98u82	3	10	05/06/2023	Steam Receiver	<a href="#">Edit</a>

\* Extension Start Date  
05/06/2023

\* Extension End Date  
11/08/2027

Extension Period (Months)  
50

Remarks  
Test

## 2.8.37 Review & Edit Supporting Documents

Update Corporate Level Approval.

**Upload Supporting Documents**

S.No	Supporting Documents	Submitted	Not Applicable
1	+ Technical assessment report.	<input checked="" type="checkbox"/>	<input type="checkbox"/>
2	(For extensions under PVES 2021 scheme) Risk-based inspection reports.	<input type="checkbox"/>	<input checked="" type="checkbox"/>
3	Other supporting documents.	<input type="checkbox"/>	<input checked="" type="checkbox"/>

Drag and drop or browse files.  
Jpg, png, or pdf only. Single file size must not exceed 10MB and total file size must not exceed 250MB.

Document Name	Document Type	Action
LE Intranet - Transfer Ownership (1).pdf	1. Technical assessment report.	<a href="#">Remove</a>

Continue → Save As Draft Reset Cancel

## 2.8.38 Click on Continue

Update Corporate Level Approval.

S.No	Supporting Documents	Submitted	Not Applicable
1	• Technical assessment report.	<input checked="" type="checkbox"/>	<input type="checkbox"/>
2	(For extensions under PVES 2021 scheme) Risk-based inspection reports.	<input type="checkbox"/>	<input checked="" type="checkbox"/>
3	Other supporting documents.	<input type="checkbox"/>	<input checked="" type="checkbox"/>

Drag and drop or browse files.  
Jpg, png, or pdf only. Single file size must not exceed 10MB and total file size must not exceed 250MB.

Document Name	Document Type	Action
LE Intranet - Transfer Ownership (1).pdf	1. Technical assessment report.	Remove

[Continue →](#) [Save As Draft](#) [Reset](#) [Cancel](#)

Report vulnerability [Privacy](#) [Terms of use](#) [Sitemap](#) [Contact us](#) [Supported browsers](#)

© 2023 Government of Singapore.

## 2.8.39 User will be redirected to Preview

A Singapore Government Agency Website

MINISTRY OF MANPOWER

Representative User: AE 02  
Role: Authorised Examiner [Log out](#)

Dashboard > Corporate Level Approval

### Corporate Level Approval

Update Corporate Level Approval.

#### Workplace Details

UEN :	180058593H
Workplace No. :	202212345A0020
Workplace Name :	COMPANY 26 PTE. LTD.
Scheme :	PVES 2021

#### Plant Details [Edit](#)

Plant ID:	202212345A0020001
Extension Start Date:	05/06/2023
Extension End Date :	11/08/2027
Extension Period :	50
Remarks :	Test

## 2.8.40 Click on Submit

### Description in details:

Draft Certificate - Open a PDF copy of the draft certificate in a new tab

Update Corporate Level Approval.

Extension Start Date: 05/06/2023  
 Extension End Date: 11/08/2027  
 Extension Period: 50  
 Remarks: Test

PV Reg No.	Unit Name	Distinctive No.	Age (Years)	Remaining Life (Years)	Last VI Date	Functional Type
AR100513A	Test	DN9892	3	10	06/06/2023	Air Receiver
SR100514P	Test	Dn98u82	3	10	05/06/2023	Steam Receiver

**Supporting Documents**

Document Name	Document Type
LE Intranet - Transfer Ownership (1).pdf	1. Technical assessment report.

← Back **Submit** → Draft Certificate Cancel

Report vulnerability | Privacy | Terms of use | Sitemap | Contact us | Supported browsers

© 2023 Government of Singapore.

2.8.41 User will be redirected to Acknowledgement Page. Click on Sign Extension Certificate

Submit extension record of statutory examination period of pres...

Extension No. : 202212345A0020-2023/002

**Sign Extension Certificate**

**Workplace Details**

UEN: 180058593H  
 Workplace No.: 202212345A0020  
 Workplace Name: COMPANY 26 PTE. LTD.  
 Scheme: PVES 2021

**Plant Details**

Plant ID: 202212345A0020001  
 Extension Start Date: 05/06/2023  
 Extension End Date: 11/08/2027  
 Extension Period: 50  
 Remarks: Test

PV Reg No.	Unit Name	Distinctive No.	Age (Years)	Remaining Life (Years)	Last VI Date	Functional Type
AR100513A	Test	DN9892	3	10	06/06/2023	Air Receiver

2.8.42 Click on Proceed

Submit extension record of statutory examination period of pres...

Extension No. : 202212345A0020-2023/002

**Sign Extension Certificate**

**Workplace Details**

UEN: 180058593H  
 Workplace No.: 202212345A0020  
 Workplace Name: COMPANY 26 PTE. LTD.  
 Scheme: PVES 2021

**Plant Details**

Plant ID: 202212345A0020001  
 Extension Start Date: 05/06/2023  
 Extension End Date: 11/08/2027  
 Extension Period: 50  
 Remarks: Test

PV Reg No.	Unit Name	Distinctive No.	Age (Years)	Remaining Life (Years)	Last VI Date	Functional Type
AR100513A	Test	DN9892	3	10	06/06/2023	Air Receiver

Kindly ensure that all details are correct before proceeding. Click "Proceed" to continue.

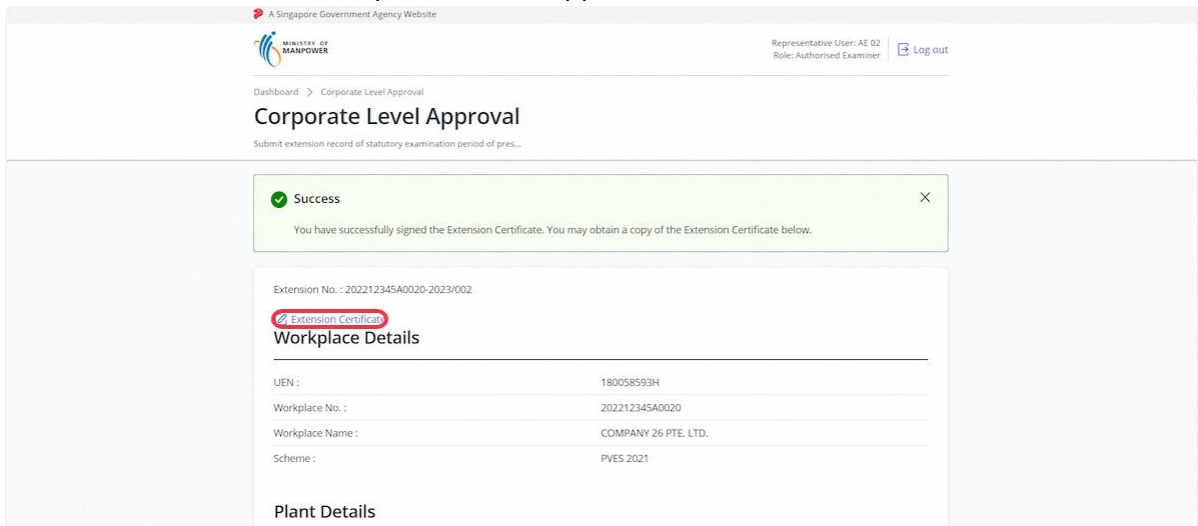
**Proceed** Return

## 2.8.43 User will be redirected to the Acknowledgement Page

### Description in details:

User can click Extension Certificate to download the PDF copy.

Refer to Annex D for the Corporate-Level Approval Extension Certificate.



The screenshot displays the 'Corporate Level Approval' page on the Singapore Government Agency Website. At the top, the Ministry of Manpower logo is visible on the left, and user information (Representative User: AE 02, Role: Authorised Examiner) and a 'Log out' button are on the right. The breadcrumb trail shows 'Dashboard > Corporate Level Approval'. The main heading is 'Corporate Level Approval' with a sub-heading 'Submit extension record of statutory examination period of pres...'. A green success message box states: 'Success You have successfully signed the Extension Certificate. You may obtain a copy of the Extension Certificate below.' Below this, the 'Extension No.' is 202212345A0020-2023/002. A red circle highlights the 'Extension Certificate' link. Under 'Workplace Details', the following information is listed: UEN: 180058593H, Workplace No.: 202212345A0020, Workplace Name: COMPANY 26 PTE. LTD., and Scheme: PVES 2021. The 'Plant Details' section is partially visible at the bottom.

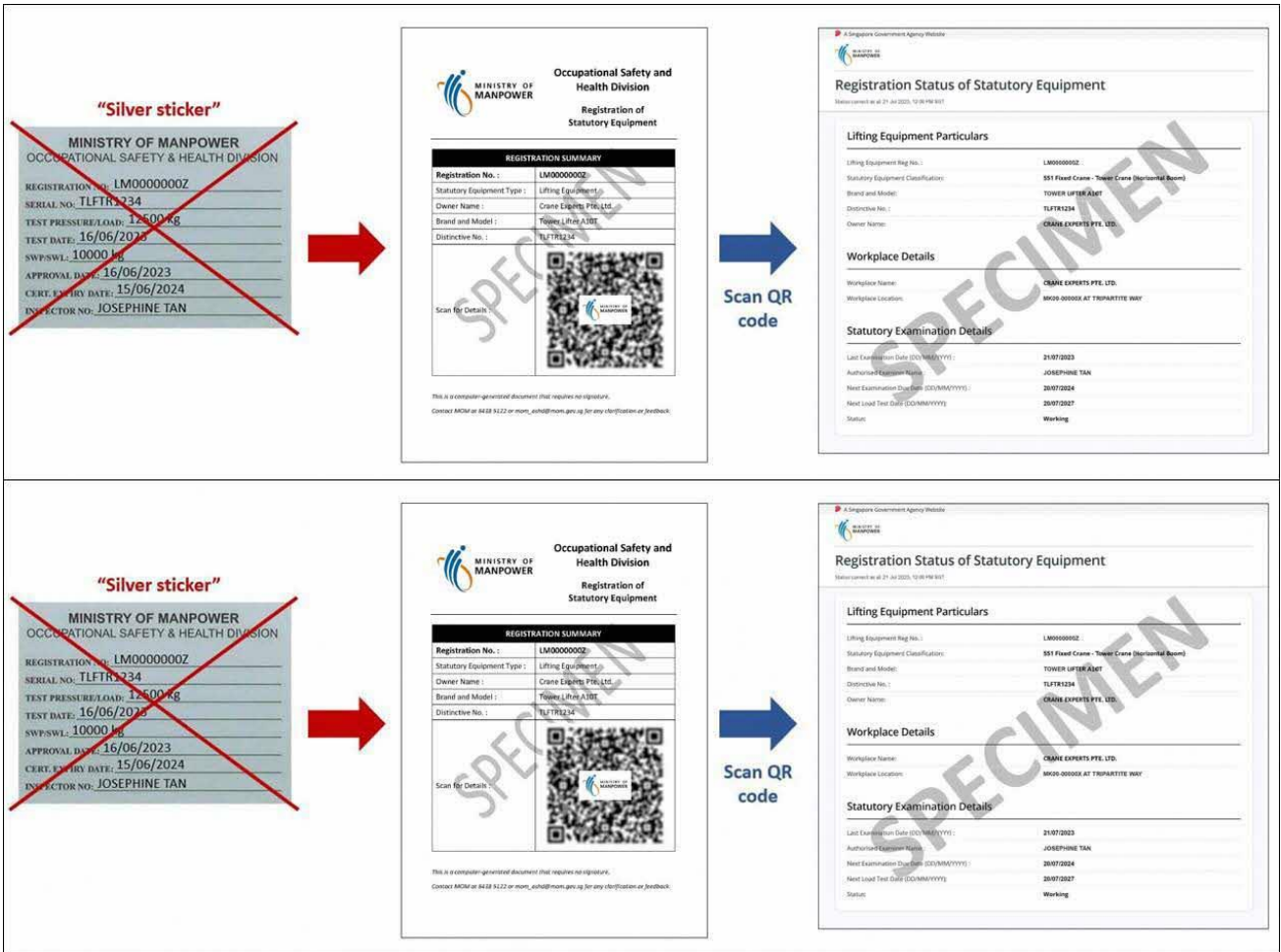
## 3 Annex

### 3.1 Annex A (List of Enhancements for iOSH 2.0)

---

- **Single logon to access both Lifting Equipment and Pressure Vessel eService modules** – User will only need to can access and toggle between the Lifting Equipment and Pressure Vessel tabs;
- **Digital signing of certificates and reports** – All certificates generated for statutory equipment are digitally signed during the process of submission of examination records by Authorised Examiners. Hence, Authorised Examiners will not need to stamp or insert their wet-ink signatures on digitally signed certificates and reports. Please note that the submission is completed and the examination record is validated only after the certificates and reports have been digitally signed. Authorised Examiners can download and provide owners with the digitally signed copies of the examination certificates and reports;
- **Draft certificate of test and examination, report of examination and certificate of extension** – A draft copy of the certificate of test and examination, report of examination and extension certificate could be downloaded by Authorised Examiners before submitting and digitally signing the certificate or report. These draft copies are made available for the sole purpose of facilitating information verification;
- **Past examination records** – Authorised Examiners will be able to view details of historical examination records;
- **Updating of registration and examination records within 28 days of registration or examination date** – Most data fields in the registration record (except for owner and workplace details, registration number, and Lifting Equipment and Pressure Vessel class) and examination record will be made editable by Authorised Examiners, within 28 days from the registration or examination date;
- **Restricting Upgrading of Maximum Safe Working Load** – Authorised Examiners would be provided with an option to restrict the upgrading of maximum safe working load of Lifting equipment(s) in subsequent examinations based on technical and professional judgement during examinations;
- **Additional and mandatory data fields** – Lifting Equipment particulars such as brand and model of data logger and stability control system, and Pressure Vessel particulars such as design code and the manner in which water is fed into steam boilers is mandatory for input. Authorised Examiners will be prompted to enter the information when submitting the next examination record if such information in existing records are unavailable, with “Design Code (Sub)” referring to the specific section or division of the main design code; and
- **Mandatory documents** – Validation checks are incorporated to ensure that all mandatory document types are uploaded before submission.

- Registration Summary with Quick Response (QR) code**
  - A new document “Registration Summary”, showing key details of the Lifting Equipment and Pressure Vessel will be introduced. This document can be downloaded by owners upon logging in to iOSH 2.0. The Registration Summary shall be printed in any size depending on practicality and owner’s preference, and affixed onto the Lifting Equipment or Pressure Vessel as a form of identification. With this, “silver stickers” traditionally used to fulfil such purpose will no longer be required. The Registration Summary includes a QR code that is unique to each Lifting Equipment and Pressure Vessel. Upon scanning the QR code with any internet-enabled device, further details of the Lifting Equipment or Pressure Vessel and its live registration status would be provided without the need for any login.



## 3.2 Annex B (Registration Summary)

### 3.2.1 Registration Summary


#### Description in details:

Scan the QR code to access the Registration Status of Statutory Equipment page.



## Occupational Safety and Health Division

### Registration of Statutory Equipment

REGISTRATION SUMMARY	
Registration No. :	BR000142B
Statutory Equipment Type :	Pressure Vessel
Owner Name :	Company 180081828W Pte Ltd
Brand and Model :	BrandModel 005
Distinctive No. :	Distinctive 123
Scan for Details :	 BR000142B


*This is a computer-generated document that requires no signature.*

Contact MOM at 6438 5122 or [mom\\_oshd@mom.gov.sg](mailto:mom_oshd@mom.gov.sg) for any clarification or feedback.



### 3.2.2 Registration Status of Statutory Equipment

A Singapore Government Agency Website



## Registration Status of Statutory Equipment

Status correct as at 09 Aug 2023 16:42 PM SGT

---

### Pressure Vessel Particulars

---

Registration No. :	SR000003B
Statutory Equipment Classification:	Steam Receiver
Brand and Model:	BM00183
Distinctive No. :	DNo. 10294
Owner Name:	Company 180081828W Pte Ltd
Equipment Location:	218 Ang Mo Kio Street 38 #38-218 Building 38 SINGAPORE 212358


---

### Statutory Examination Details

---

Last Examination Date (DD/MM/YYYY) :	
Authorised Examiner Name:	Johnson Nurjan Boewono @ Ng Cheng Huat
Next Examination Due Date (DD/MM/YYYY):	

A Singapore Government Agency Website



## Registration Status of Statutory Equipment

Status correct as at 09 Aug 2023 16:42 PM SGT

---

### Pressure Vessel Particulars

---

Registration No. :	SR000003B
Statutory Equipment Classification:	Steam Receiver
Brand and Model:	BM00183
Distinctive No. :	DNo. 10294
Owner Name:	Company 180081828W Pte Ltd
Equipment Location:	218 Ang Mo Kio Street 38 #38-218 Building 38 SINGAPORE 212358

---


### Statutory Examination Details

---

Last Examination Date (DD/MM/YYYY) :	
Authorised Examiner Name:	Johnson Nurjan Boewono @ Ng Cheng Huat
Next Examination Due Date (DD/MM/YYYY):	

### 3.3 Annex C (Report of Examination of Pressure Vessel)

#### 3.3.1 Report of Examination of Pressure Vessel (1)

 <b>MINISTRY OF MANPOWER</b>	<b>WORKPLACE SAFETY AND HEALTH ACT</b>	PV Registration No. <b>BR100011A</b>
	<b>REPORT OF EXAMINATION OF PRESSURE VESSEL</b>	Next Examination Date <b>30/06/2024</b>

OWNER AND WORKPLACE DETAILS			
<b>OWNER</b>	: ABC Pte. Ltd.	<b>OWNER UEN</b>	: UEN1234
<b>WORKPLACE ADDRESS</b>	:	<b>WORKPLACE NO.</b>	:

PARTICULARS			
<b>VESSEL CLASS</b>	: Steam Boiler	<b>SAFE WORKING PRESSURE (kN/m<sup>2</sup>)</b>	: 250.0
<b>VESSEL TYPE</b>	: Steriliser	<b>TEST PRESSURE (kN/m<sup>2</sup>)</b>	: 400.0
<b>BRAND AND MODEL</b>	: Steriliser 1234	<b>VOLUME (m<sup>3</sup>)</b>	: 22.00
<b>DISTINCTIVE NO.</b>	: S0001	<b>HEATING SURFACE (m<sup>2</sup>)</b>	: 10.0
<b>YEAR OF MFG</b>	: 2022	<b>HEATING SOURCE</b>	: Electricity
<b>COUNTRY/REGION OF MFG</b>	: Belarus	<b>REGISTRATION DATE</b>	: 01/07/2023
<b>INSTALLATION</b>	: Permanent	<b>TYPE APPROVAL NO.</b>	:
<b>MOBILITY</b>	: Stationary	<b>PARENT PV REG. NO.</b>	:
<b>DESIGN CODE</b>	: ASME BPVC	<b>GROUP PLANT ID</b>	:


  

DESCRIPTION				
<b>TANK/VESSEL</b>				
	<b>SHAPE</b>	<b>SIDE PRESSURE ACTS ON</b>	<b>THICKNESS (mm)</b>	<b>MATERIAL</b>
<b>HEAD1</b>	: Flat	Others	10.00	SA106
<b>HEAD2</b>	: Flat	Others	10.00	SA106
<b>SHELL</b>	:		10.00	SA106
<b>DIA1/WIDTH (mm)</b>	:		<b>DIA2/WIDTH (mm)</b>	:
<b>HEIGHT/LENGTH (mm)</b>	: 10.00			

TESTS PERFORMED IN THIS EXAMINATION		PRESSURE AND THICKNESS TEST DETAILS	
<b>DESCRIPTION</b>	<b>TEST DATE</b>	<b>DESCRIPTION</b>	<b>TEST DATE</b>
Visual Examination	01/07/2023	Latest Pressure Test	01/07/2023
Basic Visit	01/07/2023	Latest Thickness Test	01/07/2023
Running Test	01/07/2023		
Ultrasonic Thickness Test	01/07/2023		

3.3.2 Report of Examination of Pressure Vessel (2)

 <b>MINISTRY OF MANPOWER</b>	<b>WORKPLACE SAFETY AND HEALTH ACT</b> <b>REPORT OF EXAMINATION OF PRESSURE VESSEL</b>	PV Registration No. <b>BR100011A</b>
		Next Examination Date <b>30/06/2024</b>

**OBSERVATIONS**

Everything okay.

**CONDITIONS**

Everything good.

I certify that on **01/07/2023** the pressure vessel described in this report, including its fittings, attachments and appliances, was thoroughly examined by me, as far as its construction permits, and that the above is a true report of my examination.

I further certify that the pressure vessel is found to be in compliance with the requirements stipulated in the Workplace Safety and Health Act and its subsidiary legislations, and is safe for use.

Digitally signed by  


***This report is digitally signed and current status of the vessel is verifiable through the QR code.***



SAMPLE

### 3.4 Annex D (Certificate of Extension of Statutory Examination Period of Pressure Vessels at Workplaces

#### 3.4.1 Extension Certificate (1)

#### WORKPLACE SAFETY AND HEALTH ACT



#### CERTIFICATE OF EXTENSION OF STATUTORY EXAMINATION PERIOD OF PRESSURE VESSEL AT WORKPLACES

CERTIFICATE NO.:

1. Pursuant to Regulations 31A of the Workplace Safety and Health (General Provisions) Regulations, I hereby certify, subject to the conditions specified herein, that the periodic extension period of the pressure vessel(s) specified in the List of Pressure Vessels covered under this certificate, including all its fittings and attachments which is/are owned by **Test 03 Pte. Ltd.** for its workplace at **At various locations**, is hereby extended to the period stipulated herein.
2. This certificate shall remain in force within the extension period stipulated herein, or if revoked in writing by the Commissioner for Workplace Safety and Health
3. **Test 03 Pte. Ltd.** is to implement all measures stated in the Pressure Vessel Management System (PVMS) and the Scheme to Guarantee Safe Use (SGSU) submitted in support of the Scheme for Extension of Statutory Examination Period of Pressure Vessels at Workplaces (version 2021).
4. **Test 03 Pte. Ltd.** shall carry out all on-stream inspection activities as set out in the Guidelines on Scheme for Extension of Statutory Examination Period of Pressure Vessels at Workplaces (version 2021) within the extension period.

#### LIST OF PRESSURE VESSELS COVERED UNDER THIS CERTIFICATE

Plant ID:  Extension Period: **19 Apr 2023 to 31 Dec 2024**

BS100454B	BR100455J	BE100456N
-----------	-----------	-----------

Made this **19 Apr 2023**

#### CERTIFICATION BY COMPETENT PERSON

I hereby certify that I have made the necessary technical assessment of the pressure vessel(s) listed in the certificate, including making assessment of the condition and remaining life of the vessel(s) to support the continual operability of the vessel(s) during the extended period in accordance with the requirements of the Scheme for Extension of Statutory Examination Period of Pressure Vessels at Workplaces(version 2021).

I acknowledge that I am fully aware of, and will fully comply with, my duties and responsibilities as a competent person that are specified in the Scheme for Extension of Statutory Examination Period of Pressure Vessels at Workplaces (version 2021).

AE 07

Name of Competent Person

Signature and Date



### 3.4.2 Extension Certificate (2)

#### **Duties and Responsibilities of Competent Persons**

A Competent Person, for the purpose of certifying the extension of the inspection period of pressure vessel under the scheme shall exercise the following duties and responsibilities:

- a. To review the PVMS established and implemented by the owner of the pressure vessel to ensure that the various systems, procedures and processes are in place and that they are effective to ensure the safe operation of the pressure vessel covered under the scheme, during the extended period;
- b. To provide the necessary advice on the scope, specifications and contents of the SGSU to be established and implemented by the owner of the pressure vessel to ensure the safe operation of the pressure vessel covered under the scheme, during the extended period;
- c. To review the SGSU established and implemented by the owner of the pressure vessel to ensure that the various inspection, monitoring and maintenance programmes and schemes are in place and that they are effective to ensure safe operation of the pressure vessel covered under the scheme, during the extended period;
- d. To review the safe operating limits of the pressure vessel to affirm that they are appropriate to ensure safe operation of the pressure vessel covered under the scheme, during the extended period;
- e. To determine and certify the nature and frequency of further inspection and examination required to ensure safe operation of the pressure vessel covered under the scheme, during the extended period. This includes, other on-stream inspection and monitoring activities and any other special examination activities;
- f. To make the necessary technical assessment of the pressure vessel, including assessment of the condition and remaining life of the pressure vessel to support the continual operability of the pressure vessel during the extended period;
- g. Upon completion of the assessment referred to in paragraph (f), to certify the maximum extension period allowed for the pressure vessel and to issue a certificate to the owner of the pressure vessel stating the extended period within which the examination of the pressure vessel is to be made. A copy of the certificate shall be submitted to the department for its retention;
- h. To prepare a report stating the nature of interventions he had made for the purpose of certifying the extension of the inspection period of pressure vessel under the scheme as referred to in paragraph (g). To also note all his findings and assessment in the report;
- i. To sign and date all the reports and submissions made in relation to the pressure vessel he has assessed and examined under the scheme;
- j. To update and submit the technical assessment reports, maximum extension period allowed for the pressure vessels, certificate of extension, and other necessary information as required by the Department;
- k. To report to the Commissioner if he is of the opinion that the pressure vessel will give rise to imminent danger unless repairs or modifications are carried out, or suitable changes to the operating conditions are made. In such a case, he shall make all necessary interventions and recommendations to rectify the condition and ensure that they are carried out to his satisfaction before re-certifying the extension of the inspection period of the pressure vessel; and
- l. To exercise all due diligence when discharging his duties for the purpose of certifying the extension of the inspection period of pressure vessel under the scheme.