

USER GUIDE

For

Lifting Equipment eService (Corppass)



Release Log

SN	Revision Number	Release Date	Release Log
1	V1.0	15 Nov 2023	iOSH 2.0 LE PV Release 1

Lifting Equipment eService (Corppass)

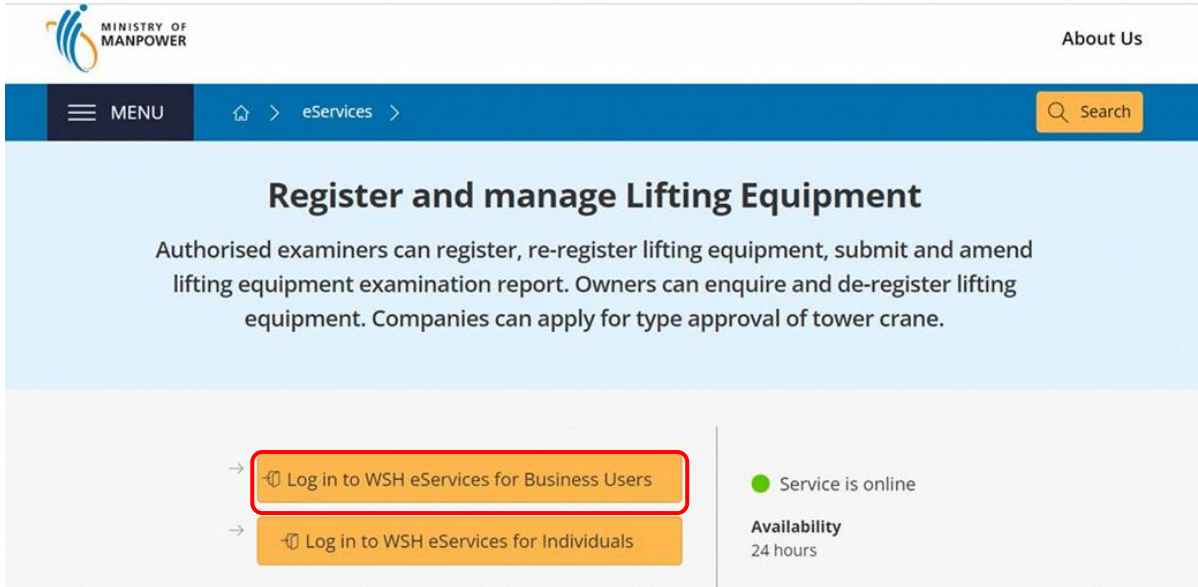
Content

1	Steps to access Lifting Equipment eService.....	4
1.1	Log in Lifting Equipment eService for Business Users	4
2	Corppass User.....	6
2.1	Lifting Equipment eService - Dashboard (Corppass).....	6
2.2	Lifting Equipment eService - Apply Type Approval (New).....	19
2.3	Lifting Equipment eService - Apply Type Approval (Revision).....	32
2.4	Lifting Equipment eService – De-register (Corppass).....	46
3	Annex.....	50
3.1	Annex A (List of Enhancements for iOSH 2.0)	50
3.2	Annex B (Registration Summary).....	52
3.3	Annex C (Certificate of Test/Thorough Visual Examination of Lifting Equipment)	54

1 Steps to access Lifting Equipment eService

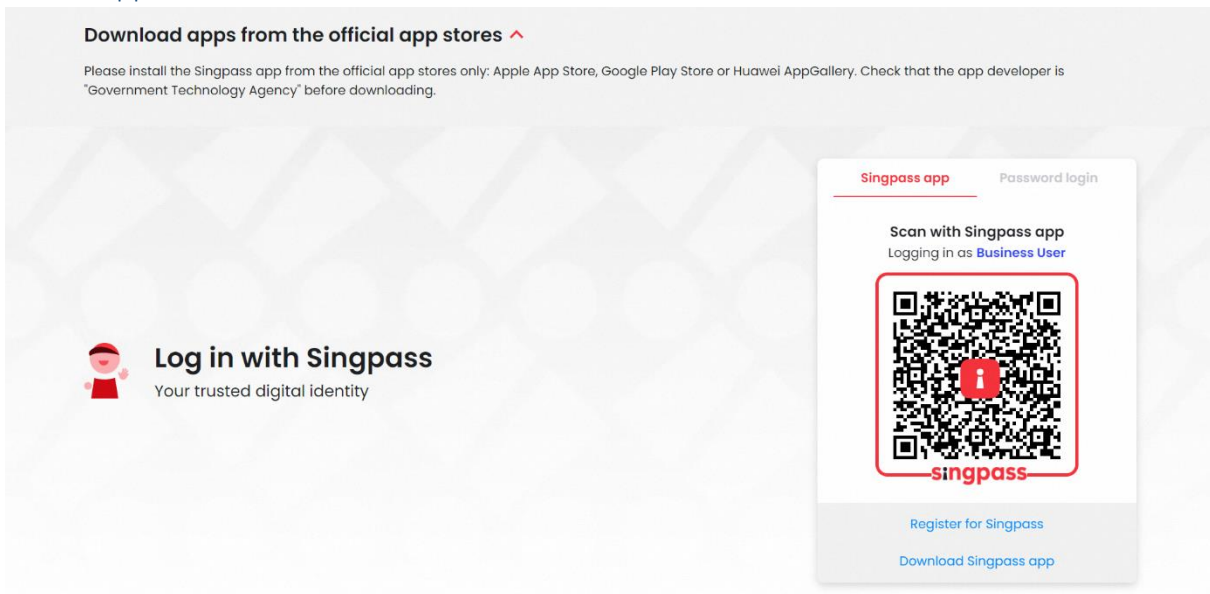
1.1 Log in Lifting Equipment eService for Business Users

1.1.1 Access the iOSH 2.0 portal, click on Log in to WSH eServices for Business Users



The screenshot shows the Ministry of Manpower eServices portal. The header includes the Ministry of Manpower logo and 'About Us' link. The navigation bar has a 'MENU' icon, a home icon, and 'eServices >'. A search bar is located on the right. The main content area is titled 'Register and manage Lifting Equipment' and contains a paragraph: 'Authorised examiners can register, re-register lifting equipment, submit and amend lifting equipment examination report. Owners can enquire and de-register lifting equipment. Companies can apply for type approval of tower crane.' Below this, there are two buttons: 'Log in to WSH eServices for Business Users' (highlighted with a red box) and 'Log in to WSH eServices for Individuals'. To the right of these buttons, there is a status indicator: a green dot followed by 'Service is online' and 'Availability 24 hours'.

1.1.2 The user will be redirected to log in with Corppass, scan the QR code with the Singpass application



The screenshot shows the Singpass login page. At the top, it says 'Download apps from the official app stores ^' and provides instructions: 'Please install the Singpass app from the official app stores only: Apple App Store, Google Play Store or Huawei AppGallery. Check that the app developer is "Government Technology Agency" before downloading.' Below this, there is a section titled 'Log in with Singpass' with a small icon of a person and the text 'Your trusted digital identity'. On the right, there is a QR code for scanning, with the text 'Scan with Singpass app' and 'Logging in as Business User' above it. The QR code is highlighted with a red box. Below the QR code, there are two links: 'Register for Singpass' and 'Download Singpass app'.

1.1.3 Select UEN/Entity ID if the user has multiple UENs

A Singapore Government Agency Website [How to identify](#) ✓

corppass ⌂ [Contact Us](#) | [Feedback](#) | [FAQ](#)

Welcome USER 5992134Z Log Out 🗑️

Select UEN/Entity ID

Company 828W 828W Pte Ltd	Company 880G 880G Pte Ltd	Company 793E 793E Pte Ltd
Company 593H 593H Pte Ltd		

Note:
You cannot select Corppass accounts that are suspended, or unauthorised. Please contact your Corppass administrator.

2 Corppass User

2.1 Lifting Equipment eService - Dashboard (Corppass)

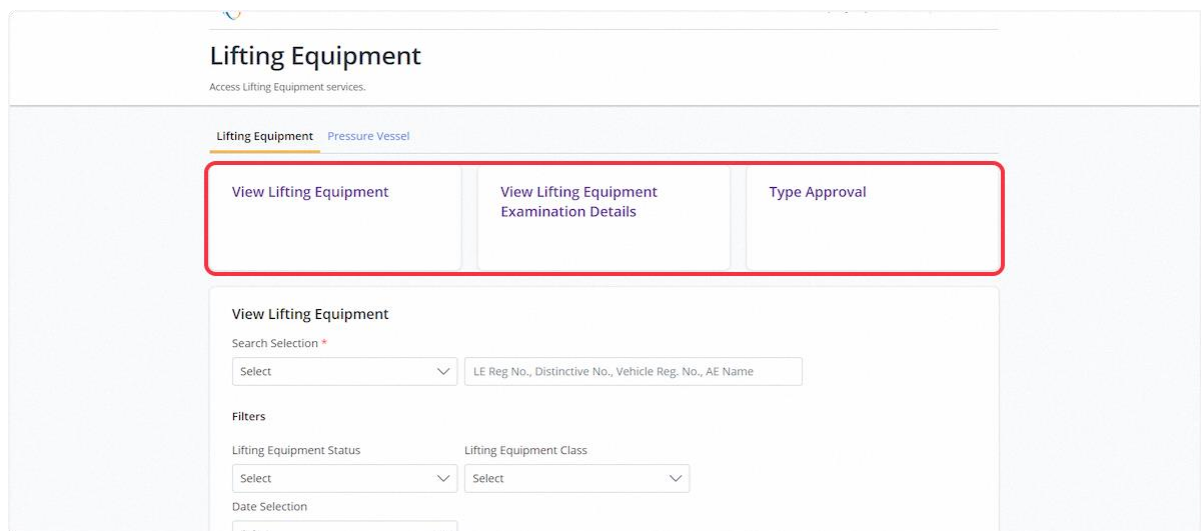
2.1.1 The user will be redirected to the Corppass dashboard

The screenshot displays the user interface for the Lifting Equipment eService. At the top, it identifies the user as 'Representative User: User CP1234' with the role 'Company Representative' and includes a 'Log out' button. The main heading is 'Lifting Equipment' with the subtext 'Access Lifting Equipment services.' Below this, there are three primary action buttons: 'View Lifting Equipment', 'View Lifting Equipment Examination Details', and 'Type Approval'. The 'View Lifting Equipment' button is selected, leading to a search and filter section. This section includes a 'Search Selection' dropdown menu, a search input field with placeholder text 'LE Reg No., Distinctive No., Vehicle Reg. No., AE Name', and a 'Filters' area with dropdown menus for 'Lifting Equipment Status', 'Lifting Equipment Class', and 'Date Selection'.

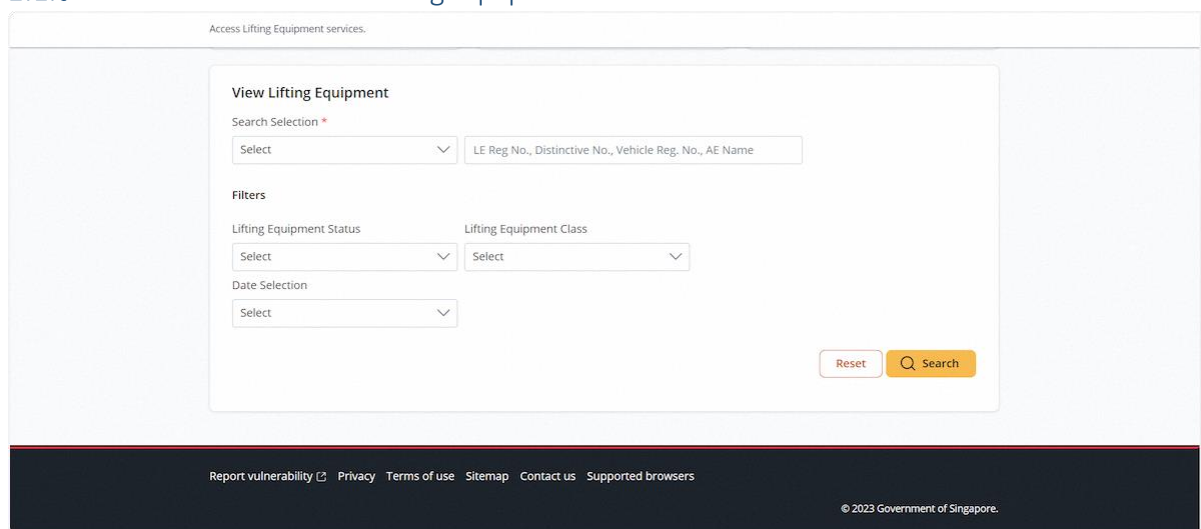
2.1.2 Quick access links

Description in details:

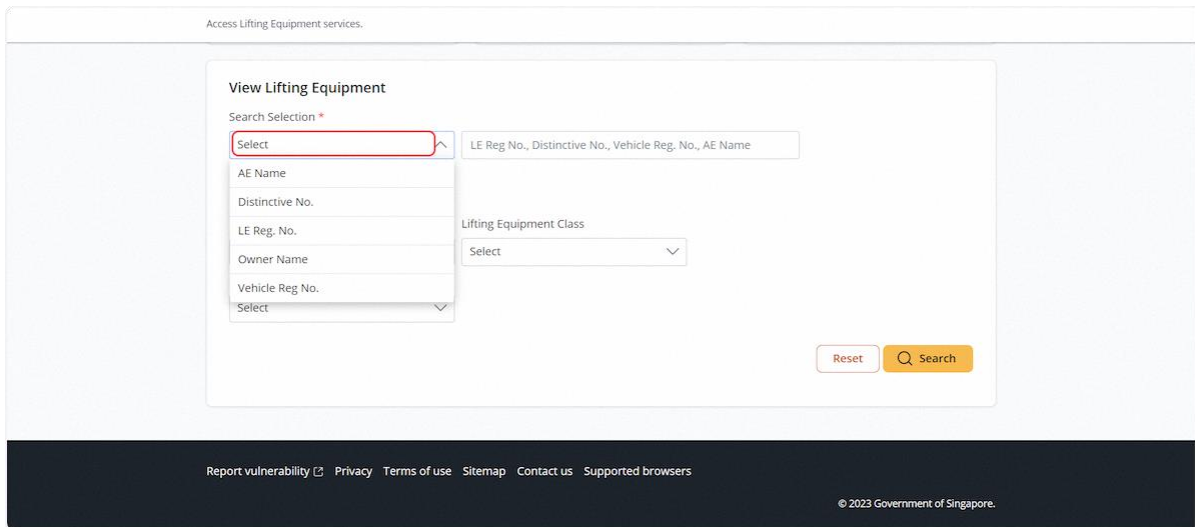
- View Lifting Equipment - Navigate to View Lifting Equipment
- View Lifting Equipment Examination Details - Navigate to View Lifting Equipment Examination details
- Type Approval - Navigate to Type Approval application



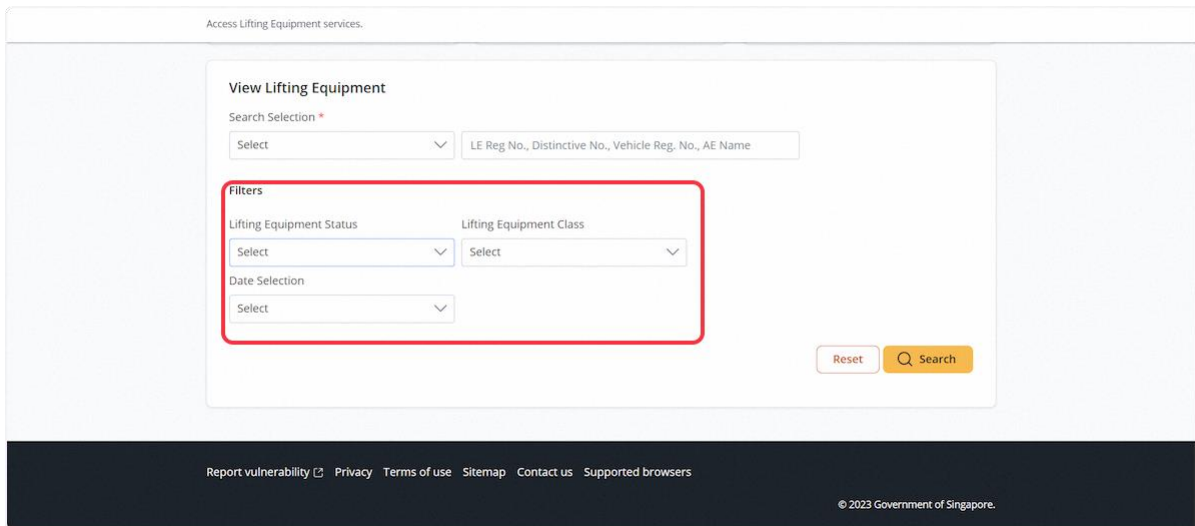
2.1.3 Scroll down to View Lifting Equipment



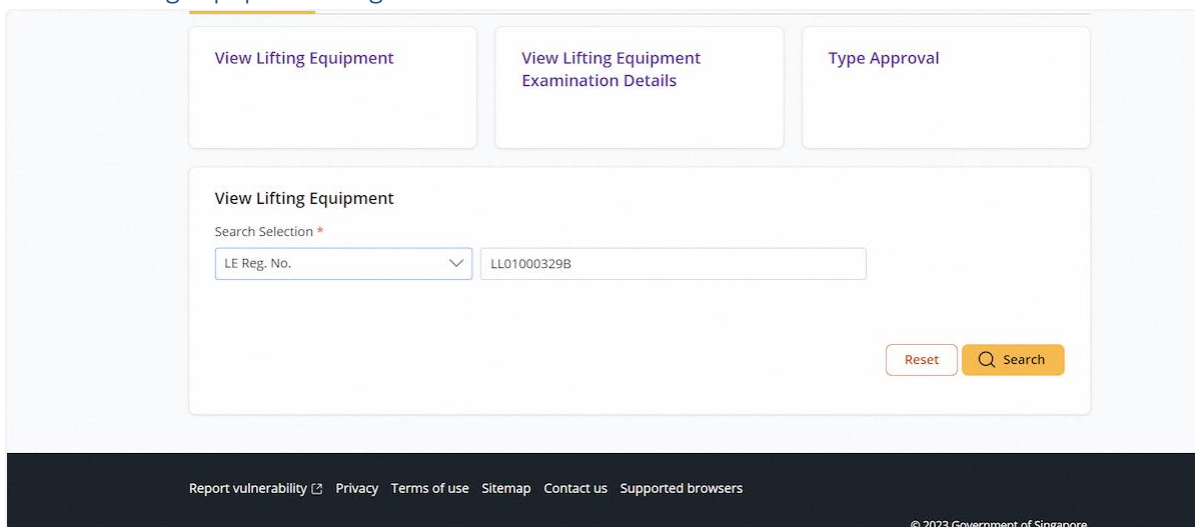
2.1.4 User can search using the parameters



2.1.5 The user can use the additional filters to narrow down the search.



2.1.6 Lifting Equipment Registration Number search



2.1.7 Successful search will populate results in the below table

Access Lifting Equipment services.

De-register →

<input type="checkbox"/>	LE Reg No.	LE Class	Owner Name	Owner UEN	Workplace Name	Status	Examination Due Date	Action
<input type="checkbox"/>	LL01000339E	101 Lift - Ropes	ABC Pte. Ltd.	UEN1234	COMPANY 13 PTE. LTD.	Due for Examination	08/07/2023	Select
<input type="checkbox"/>	LA01000337X	301 Lifting Appliance - Pulley Block	ABC Pte. Ltd.	UEN1234		Suspended	12/01/2024	
<input type="checkbox"/>	LA01000336X	301 Lifting Appliance - Pulley Block	ABC Pte. Ltd.	UEN1234		Suspended	21/12/2022	
<input type="checkbox"/>	LA01000335X	301 Lifting Appliance - Pulley Block	ABC Pte. Ltd.	UEN1234		Suspended	21/12/2022	
<input type="checkbox"/>	LM01000307L	703 Piling Frame - Hydraulic Piling Machine	ABC Pte. Ltd.	UEN1234	CHINA CONSTRUCTION (SOUTH PACIFIC) DEVELOPMENT CO.PET LTD	Due for Examination	21/12/2022	Select

11 to 15 of 43

Items per Page: 5

< Prev 1 2 3 4 ... 9 Next >

2.1.8 User can Export to Excel or De-register for checked entries

Description in details:

- Export to Excel - Export and download an Excel file with the Lifting Equipment records
- De-register - Redirect to the de-register module for de-registration.

Multiple entries can be selected for both functions.

Access Lifting Equipment services.

reset search

De-register ->

<input type="checkbox"/>	LE Reg No.	LE Class	Owner Name	Owner UEN	Workplace Name	Status	Examination Due Date	Action
<input checked="" type="checkbox"/>	LP1000186V	899 Lifting Platform, r.t.c. testing LP re-registration	Company 180081828W Pte Ltd	180081828W	COMPANY 23 PTE. LTD.	Working	01/10/2024	Select
<input checked="" type="checkbox"/>	LL1000183B	102 Lift - Rack and Pinion	Company 180081828W Pte Ltd	180081828W		De-registered	31/03/2024	
<input type="checkbox"/>	LM1000178L	601 Mobile Crane - Truck-mounted Variable Boom Length	Company 180081828W Pte Ltd	180081828W		Working	30/09/2024	Select
<input type="checkbox"/>	LM1000177J	551 Fixed Crane - Tower Crane (Horizontal Boom)	Company 180081828W Pte Ltd	180081828W	COMPANY 16 PTE. LTD.	Working	20/10/2023	Select
<input type="checkbox"/>	LL1000173X	101 Lift - Ropes	Company 180081828W Pte Ltd	180081828W		Working	29/02/2024	Select

1 to 5 of 167

Items per Page: 5

Export to Excel

< Prev 1 2 ... 34 Next >

2.1.9 Corppass owner action dropdown

Description in details:

- De-register - De-register the selected lifting equipment
- No action is available if the Lifting equipment is in suspended status.

Access Lifting Equipment services.

<input type="checkbox"/>	LL000059L	103 Lift - Hydraulic	Company 180081828W Pte Ltd	180081828W		Working	03/03/2024	Select
<input type="checkbox"/>	LL000058E	101 Lift - Ropes	Company 180081828W Pte Ltd	180081828W		Working	29/02/2024	Select De-register
<input type="checkbox"/>	LP000057E	806 Lifting Platform - Wheel-mounted Storage and Retrieval System (with Cabin)	Company 180081828W Pte Ltd	180081828W	COMPANY 16 PTE. LTD.	Working	03/03/2024	Select
<input type="checkbox"/>	LP000056A	806 Lifting Platform - Wheel-mounted Storage and Retrieval System (with Cabin)	Company 180081828W Pte Ltd	180081828W	COMPANY 16 PTE. LTD.	Working	13/02/2024	Select

1 to 5 of 78
Items per Page: 5

< Prev 1 2 ... 16 Next >

2.1.10 Click on the LE Reg. No. hyperlink to View Lifting Equipment Particulars

Access Lifting Equipment services.

De-register →

<input type="checkbox"/>	LE Reg No.	LE Class	Owner Name	Owner UEN	Workplace Name	Status	Examination Due Date	Action
<input type="checkbox"/>	LL000055K	101 Lift - Ropes	Company 180081828W Pte Ltd	180081828W	COMPANY 16 PTE. LTD.	Due for Examination	13/02/2024	Select
<input type="checkbox"/>	LM000054A	501 Fixed Crane - Overhead Crane (with Cabin)	Company 180081828W Pte Ltd	180081828W	COMPANY 16 PTE. LTD.	Working	13/08/2024	Select
<input type="checkbox"/>	LL000053V	101 Lift - Ropes	Company 180081828W Pte Ltd	180081828W		Working	13/02/2024	Select
<input type="checkbox"/>	LL000049C	101 Lift - Ropes	Company 180081828W Pte Ltd	180081828W		Due for Examination	28/02/2024	Select
<input type="checkbox"/>	LH000048B	201 Hoist - Ropes	Company 180081828W Pte Ltd	180081828W		Working	08/02/2024	Select

1 to 5 of 73
Items per Page: 5

< Prev 1 2 ... 15 Next >

2.1.11 View Lifting Equipment Particulars

Description in details:

- Click on Registration Summary to download the PDF copy. Refer to Annex B for sample.

A Singapore Government Agency Website

MINISTRY OF MANPOWER

Representative User: User 180081828W
Role: Company Representative

Log out

Dashboard > View Lifting Equipment Particulars

View Lifting Equipment Particulars

Details of Lifting Equipment particulars.

[Registration Summary](#)

Lifting Equipment Details

Lifting Equipment Reg. No. :	LM00054A
Lifting Equipment Class :	501 Fixed Crane - Overhead Crane (with Cabin)
Type Approval No. :	
Brand and Model :	EFWEFEF
Distinctive No. :	WEFEFIJO
Energy Source :	Petrol Engine
Owners' Reference/Vehicle Registration No. :	FQWF31
Manufacture Country :	SINGAPORE
Manufacture Year (YYYY) :	2020

2.1.12 View Lifting Equipment Particulars (Continue)

Description in details:

- Click on Examination Date hyperlink to View Lifting Equipment Examination
- Click on Repair Application Date hyperlink to View Lifting Equipment Repair Record

Details of Lifting Equipment particulars.

Lifting Equipment Location Details

Workplace No. :	202212345A0010
Workplace Name :	COMPANY 16 PTE. LTD.
Workplace Address :	Tis is Workplace Address Other

Examination History

Examination Date	AE Name	Examination Type	Load Test Date	Max. Safe Working Load (kg)	Action
14/08/2023	AE 02	Visual Examination & Load Test	14/08/2023	11	

Repair History

Repair Application Date	AE Name	Name of Approved Crane Contractor	Manufacturer	Repair Completion Date
31/08/2023	AE 04	Aerotronic Pte. Ltd.		01/08/2023

[← Back to Dashboard](#)

2.1.13 View Lifting Equipment Examination

View Lifting Equipment Examination

Details of Lifting Equipment Examination.

Owner/General Details

UEN/NRIC No. :	180081828W
Lifting Equipment Class :	501 Fixed Crane - Overhead Crane (with Cabin)
Type Approval No. :	
Workplace No. :	

Lifting Equipment Details

Lifting Equipment Reg. No. :	LM000054A
Brand and Model :	EFWEFWEF
Distinctive No. :	WEFWEFJO
Energy Source :	Petrol Engine
Manufacture Country/Region :	SINGAPORE
Machine Condition :	New
Nature of Installation :	Mobile
Manufacture Year (YYYY) :	2020
Design Safe Working Load (kg) :	10000
Length of Fly Jib/Extension (m) :	

Details of Lifting Equipment Examination.

Current Examination Details

Examination Date (DD/MM/YYYY) :	14/08/2023
Max. Safe Working Load (kg) :	11
Max Test Load (kg) :	11
Load Test Date :	14/08/2023
Examination Type :	Visual Examination & Load Test
Due Date for Next Examination :	13/08/2024
Verification of Data logger :	Not Applicable
Brand and Model of Data logger :	Not Applicable
Is the lifting equipment installed with an outrigger monitoring or stability control system? :	Not Applicable
Brand and Model of outrigger monitoring or stability control system :	Not Applicable

Load Test Details for Variable Working Radius

Radius (m)	Safe Working Load (kg)	Test Load (kg)
11	11	11
11	11	11

2.1.14 View Lifting Equipment Repair Record

Dashboard > View Lifting Equipment Particulars > View Lifting Equipment Repair Record

View Lifting Equipment Repair Record

Details of Lifting Equipment Repair Record.

Lifting Equipment Reg. No. :	LM000054A
Lifting Equipment Class :	501 Fixed Crane - Overhead Crane (with Cabin)
Brand and Model :	EFWEFEF
Distinctive No. :	WEFEFJJO
Owner UEN :	180081828W
Owner Name :	Company 180081828W Pte Ltd
Name of Approved Crane Contractor :	Aerotronic Pte. Ltd.
Other Equipment Contractor :	
Test carried out :	<input type="checkbox"/> Load Test <input type="checkbox"/> Visual Inspection <input type="checkbox"/> Penetrant test <input type="checkbox"/> Eddy Current <input type="checkbox"/> Magnetic Particle Inspection <input checked="" type="checkbox"/> Radiography <input checked="" type="checkbox"/> Ultrasonic Test <input type="checkbox"/> Ultrasonic Thickness Gauging Test <input type="checkbox"/> Others
Description of Damage :	

2.1.15 Navigate to View Lifting Equipment Examination Details from the Dashboard 2.1.2

MINISTRY OF MANPOWER

Representative User: User CP1234
Role: Company Representative [Log out](#)

Home > View Lifting Equipment Examination Details

View Lifting Equipment Examination Details

Search and View Lifting Equipment certificates.

Examination List

Search Selection *

Select

Filters

Start Date *

End Date *

[Search](#)

[Registration Summary](#) [Certificate](#)

[← Back to Home](#)

Report Vulnerability | Privacy | Terms of Use | Sitemap | Contact Us | Supported Browsers

2.1.16 Search parameters available for selection

Search criteria in details:

- AE Name (Search can be based on beginning characters)
- Distinctive No. (Search must be exact match)
- LE Reg. No. (Search must be exact match)
- Owner Name (System Populated)
- Vehicle Reg No. (Search must be exact match)

The screenshot shows the 'View Lifting Equipment Examination Details' page. The 'Examination List' section has a 'Search Selection *' dropdown menu that is open, showing options: 'Select', 'AE Name', 'Distinctive No.', 'LE Reg. No.', 'Owner Name', and 'Vehicle Reg No.'. The 'LE Reg. No., Distinctive No., Vehicle Reg. No., AE Name' search field is empty. The 'End Date *' field is set to 'DD/MM/YYYY' with a calendar icon. There is a 'Search' button and two buttons for 'Registration Summary' and 'Certificate'. A 'Back to Home' button is at the bottom left.

2.1.17 For Lifting Equipment Registration Number search

The screenshot shows the 'View Lifting Equipment Examination Details' page. The 'Examination List' section has the 'Search Selection *' dropdown menu set to 'LE Reg. No.'. The search field contains the text 'LM01000387P'. The 'End Date *' field is set to 'DD/MM/YYYY' with a calendar icon. There is a 'Search' button and two buttons for 'Registration Summary' and 'Certificate'. A 'Back to Home' button is at the bottom left.

2.1.18 Successful search will populate the results in the below table

Description in details:

- LE Reg No. - Navigate to view Lifting Equipment Details
- Examination Date - Navigate to view Examination Details

Search and View Lifting Equipment certificates.

Start Date * DD/MM/YYYY

End Date * DD/MM/YYYY

Search

Registration Summary Certificate

<input type="checkbox"/>	LE Reg No.	BrandModel	Owner UEN	Examiner Name	Examination Date
<input type="checkbox"/>	LHD1000282B	test b	UEN1234	AE 99	10/10/2022
<input type="checkbox"/>	LHD1000282B	test b	UEN1234	AE 99	01/11/2022
<input type="checkbox"/>	LL01000283V	test b	UEN1234	AE 99	02/11/2022
<input type="checkbox"/>	LL01000283V	test b	UEN1234	AE 99	02/11/2022
<input type="checkbox"/>	LM01000287P	Lindenger	UEN1234	AE 01	02/11/2022

1 to 5 of 81

Items per Page: 5

Back to Home

2.1.19 Lifting Equipment Details

List LE Details

Search and view Lifting Equipment details.

MyInbox LIC Admin

Owner Details

UEN / NRIC : 180024880G

Name : Company 180024880G Pte Ltd

Address : 102 Toa Payoh Street 1 #12-002 SINGAPORE 123457

Lifting Equipment Location Details

Workplace No. : 202212345A0015

Name : COMPANY 21 PTE, LTD.

Workplace Address : 223 Ang Mo Kio Street 43 #43-223 Building 43 SINGAPORE 212363

2.1.20 Lifting Equipment Examination Details

List LE Details

Search and view Lifting Equipment details.

[MyInbox](#) [LIC](#) [Admin](#)

Owner Details

UEN : 180024880G
Name : Company 180024880G Pte Ltd
Address :

Lifting Equipment Location Details

Workplace No. : 202212345A0015
Workplace Name. : COMPANY 21 PTE. LTD.

Examination Details

Search and view Lifting Equipment details.

Examination Details

Examination Date (DD/MM/YYYY) : 20/04/2023
Max. Safe Working Load(kg) : 1000
Max Test Load(kg) : 1000
Load Test Date (DD/MM/YYYY) : 20/04/2023
Examination Type : Visual Examination & Load Test
Date Due for Next Examination(DD/MM/YYYY) : 19/04/2024

Load Test Details for Variable Working Radius

Radius(m)	Safe Working Load(kg)	Test Load(kg)
199	1000	1000
200	990	999

2.1.21 The user can check the entries to download the Registration Summary and Examination Certificate

Description in details:

If more than one entry is selected, a zip file containing the documents will be downloaded.

Refer to Annex B and Annex C for the Registration Summary and Examination Certificate.

Search and View Lifting Equipment certificates.

Start Date * DD/MM/YYYY

End Date * DD/MM/YYYY

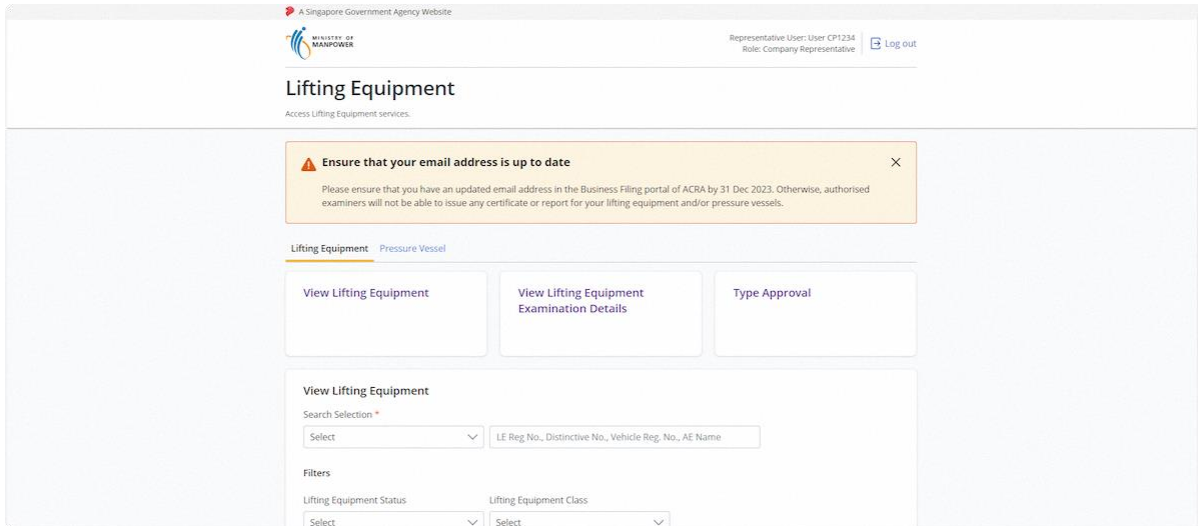
<input type="checkbox"/>	LE Reg No.	BrandModel	Owner UEN	Examiner Name	Examination Date
<input checked="" type="checkbox"/>	LH01000282B	tedt b	UEN1234	AE 99	10/10/2022
<input checked="" type="checkbox"/>	LH01000282B	tedt b	UEN1234	AE 99	01/11/2022
<input type="checkbox"/>	LL01000283V	test b	UEN1234	AE 99	02/11/2022
<input type="checkbox"/>	LL01000283V	test b	UEN1234	AE 99	02/11/2022
<input type="checkbox"/>	LM01000287P	Lindenger	UEN1234	AE 01	02/11/2022

1 to 5 of 81 1

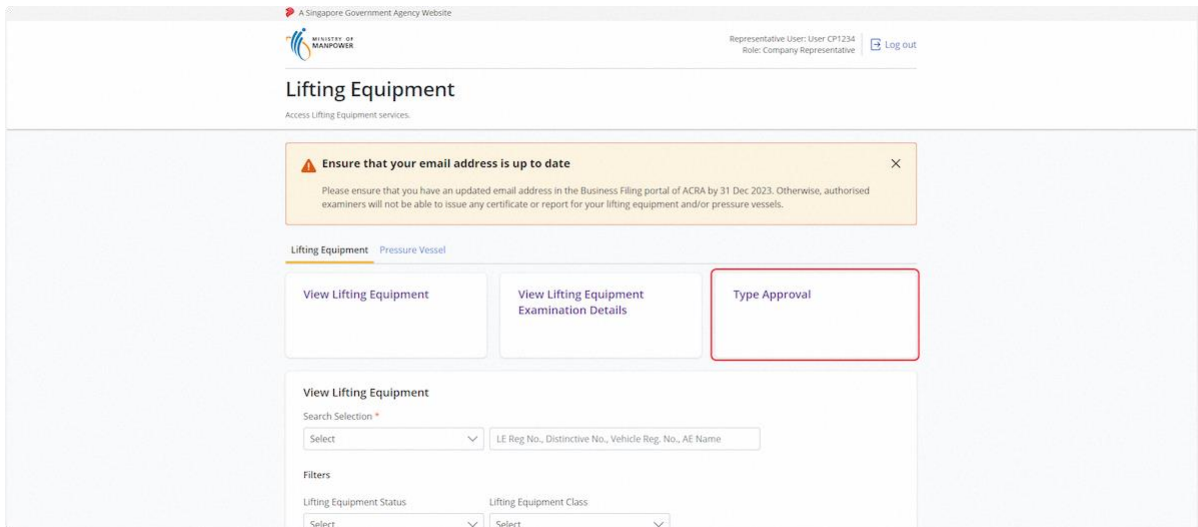
Items per Page: 5

2.2 Lifting Equipment eService - Apply Type Approval (New)

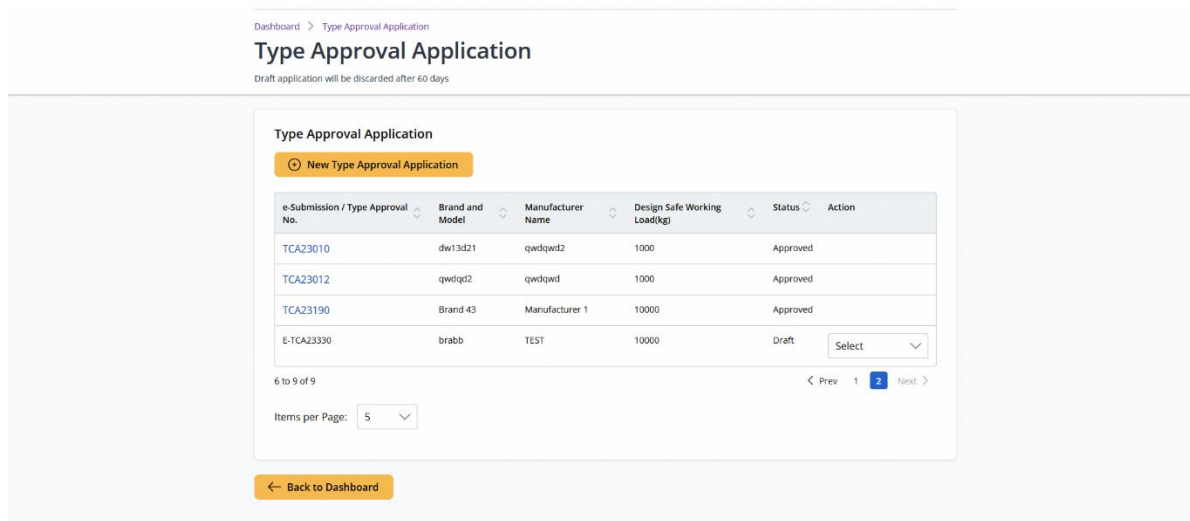
2.2.1 Access eService Dashboard [Corppass]



2.2.2 Click on Type Approval



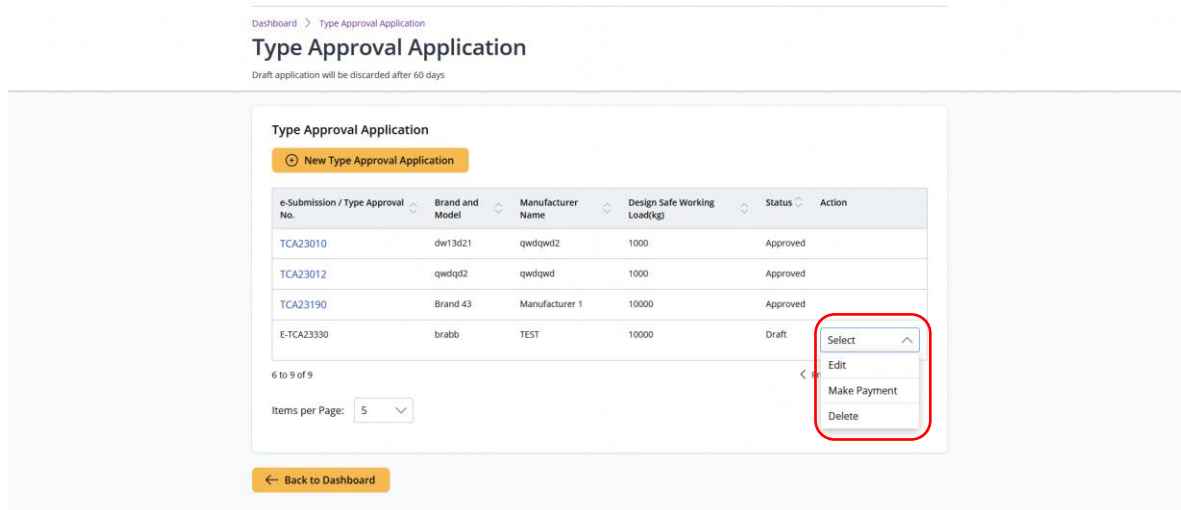
2.2.3 User will be redirected to the Type Approval Application



2.2.4 Click on the Action Dropdown

Description in details:

- Edit – Edit the Type Approval Application
- Make Payment – Make payment for the Type Approval Application
- Delete – Delete the draft record



2.2.5 Click on New Type Approval Application

Dashboard > Type Approval Application

Type Approval Application

Draft application will be discarded after 60 days

Type Approval Application

[New Type Approval Application](#)

e-Submission / Type Approval No.	Brand and Model	Manufacturer Name	Design Safe Working Load(kg)	Status	Action
TCA23010	dw13d21	qwdqwd2	1000	Approved	
TCA23012	qwdqd2	qwdqwd	1000	Approved	
TCA23190	Brand 43	Manufacturer 1	10000	Approved	
E-TCA23330	brabb	TEST	10000	Draft	Select

6 to 9 of 9

Items per Page: 5

[Back to Dashboard](#)

2.2.6 User will be redirected to the Application Type

A Singapore Government Agency Website

Ministry of Labour

Representative User: User CP1234
Role: Company Representative

Home > Apply Type Approval

Apply Type Approval

Apply type approval for Lifting Equipment

- Application Type
- Lifting Equipment Details
- Safety Devices
- Supporting Documents
- Preview
- Acknowledgement

e-Submission No:

Type Approval of Lifting Equipment

* Application Type

New

Revision

Disclaimer: The type approval granted to a brand and model of a lifting equipment will be revoked if the applicant has made a false declaration, provided false or materially incorrect information or withheld information in the application.

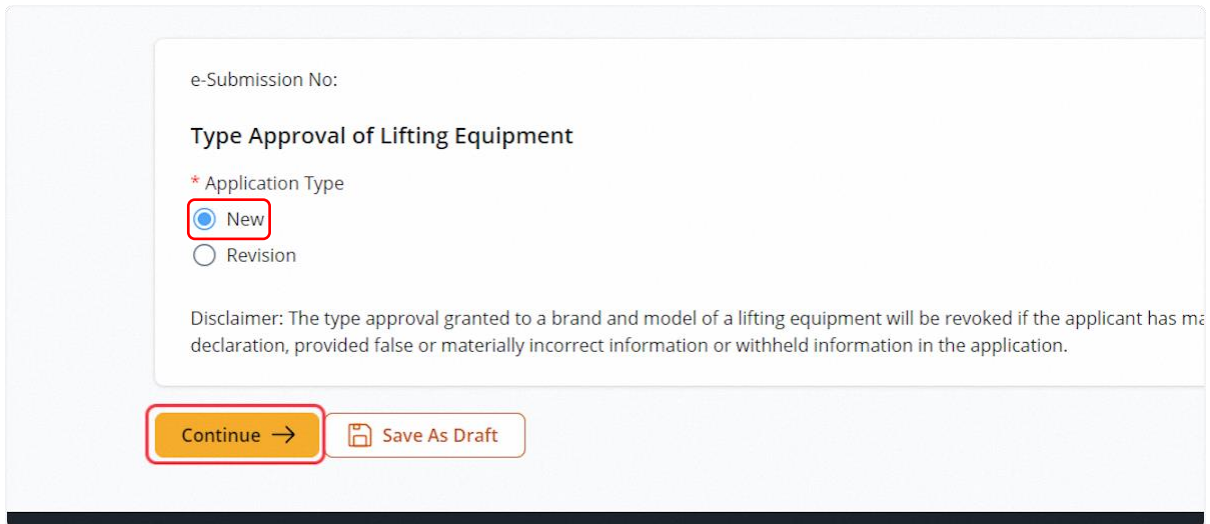
[Continue](#) [Save As Draft](#) [Cancel](#)

Report vulnerability Privacy Terms of use Sitemap Contact us Supported browsers

2.2.7 Select 'New' and click on Continue

Description in details:

Save as Draft - Save the application as Draft, which will be shown in the draft inbox.



e-Submission No:

Type Approval of Lifting Equipment

* Application Type

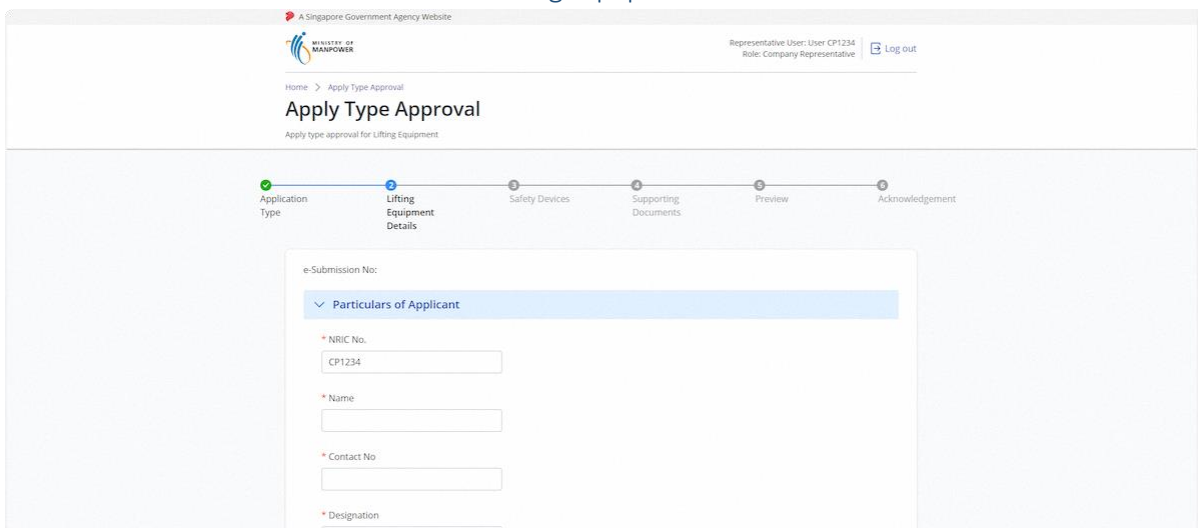
New

Revision

Disclaimer: The type approval granted to a brand and model of a lifting equipment will be revoked if the applicant has made a false or materially incorrect information or withheld information in the application.

[Continue →](#) [Save As Draft](#)

2.2.8 User will be redirected to the Lifting Equipment Details



A Singapore Government Agency Website

MINISTRY OF MANPOWER

Representative User: User CP1234
Role: Company Representative

Home > Apply Type Approval

Apply Type Approval

Apply type approval for Lifting Equipment

Progress bar: 1 Application Type (Completed), 2 Lifting Equipment Details (Current), 3 Safety Devices, 4 Supporting Documents, 5 Preview, 6 Acknowledgement

e-Submission No:

Particulars of Applicant

* NRIC No.
CP1234

* Name

* Contact No

* Designation

2.2.9 Fill in the Particulars of Applicant

Description in details:

Fill in mandatory fields indicated with asterisks*.

The screenshot shows the 'Particulars of Applicant' section of a web form. The form is titled 'Apply type approval for Lifting Equipment' and has tabs for 'Type', 'Equipment Details', and 'Documents'. The 'Particulars of Applicant' section is expanded and contains the following fields:

- e-Submission No. (with a green checkmark icon)
- * NRIC No. (text input: S1234567D)
- * Name (text input: CorpPass User)
- * Contact No. (text input: 91234567)
- * Designation (text input: CorpPass Executive)
- * Email (text input: CorpPass@CP.sg)

Below this section is the 'Particulars of Company Submitting the Application' section, which is partially visible and contains the following fields:

- * UEN (text input: UEN0005)

2.2.10 Fill in the Particulars of Company Submitting the Application

Description in details:

Fill in mandatory fields indicated with asterisks*.

The screenshot shows the 'Particulars of Company Submitting the Application' section of a web form. The form is titled 'Apply type approval for Lifting Equipment' and has tabs for 'Type', 'Equipment Details', and 'Documents'. The 'Particulars of Company Submitting the Application' section is expanded and contains the following fields:

- * UEN (text input: UEN0005)
- * Name of Company (text input: Company 05 Pte. Ltd.)
- Postal Code (text input: 123467)
- * Block/House No. (text input: 112)
- * Street Name (text input: Woodlands Street 1)
- Floor No. (text input: 22) and Unit No. (text input: 012)
- Building Name (text input:)
- * Contact No. (text input: 91234578)
- * Email Address (text input: UEN0005@simplys.sg)

Below this section is the 'Particulars of Manufacturer' section, which is partially visible.

2.2.11 Fill in the Particulars of Manufacturer

Description in details:

Fill in mandatory fields indicated with asterisks*.

The screenshot shows a web form titled "Apply type approval for Lifting Equipment". The "Particulars of Manufacturer" section is expanded and contains the following fields:

- * Email Address: UEND005@simsys.sg
- * Name of Manufacturer: Korbec Inc
- * Address: Korbec Avenue
- * Country/Region: GERMANY
- * Contact No.: 1396587748
- Email Address: CorpPass@Korbec.ge

Below this section is the "Particulars of Lifting Equipment" section, which is partially visible with the field: * Type/ Lifting Equipment Class.

2.2.12 Fill in the Particulars of Lifting Equipment

Description in details:

Fill in mandatory fields indicated with asterisks*.

The screenshot shows the "Particulars of Lifting Equipment" section expanded in the form. The fields are as follows:

- * Type/ Lifting Equipment Class: 501 Fixed Crane - Tower Crane (photo)
- * Machine Condition: New Used
- * Brand: Korbec
- * Model: AB1101
- * Max. Design Safe Working Load(kg): 10000
- * Max. Jib Length(m): 500
- Max. Standing Height(m): 500
- Max. Design-Free Standing Height(m): 500
- * Distinctive No.: DN 8959
- * Year of Manufacture (YYYY): 2020
- * Design Codes/Standards used: Design Code AD2002

At the bottom of the section, it indicates "0/60 characters left".

2.2.13 Click on Continue

Description in details:

Back - Return to Previous Page

Cancel - Return to Dashboard

Apply type approval for Lifting Equipment

Max. Stanchion Height (m)

500

Max. Design Free Standing Height (m)

500

* Distinctive No.

DN 6959

* Year of Manufacture (YYYY)

2020

* Design Codes/Standards Used

Design Code AD2002

(1982 characters left)

← Back **Continue** → Save As Draft Cancel

Report vulnerability Privacy Terms of use Sitemap Contact us Supported browsers

© 2023 Government of Singapore.

2.2.14 User will be redirected to the Safety Devices

A Singapore Government Agency Website

MINISTRY OF MANPOWER

Representative User: User CP1234
Role: Company Representative Log out

Home > Apply Type Approval

Apply Type Approval

Apply type approval for Lifting Equipment

Application Type Lifting Equipment Details **Safety Devices** Supporting Documents Preview Acknowledgement

e-Submission No:

Safety Devices

Type of Safety Devices / Brakes installed on the model of the equipment (Please tick that are applicable)

Limit Switches

Automatic Moment Limiter Load Radius Indicator Over Derrick (Luffing) Limit Switch Over Hoist Limit Switch

Overload Limit Switch Slewing Limit Switch Travel Limit Switch Trolley Limit Switch

Safety-line with Fall Arresting Device

Along jib/Boom On Climbing Mast

Guardrails

On Climbing Mast/Rest Landings On Gangway

2.2.15 Fill in the information, click on Continue

Apply type approval for Lifting Equipment

Along Jib/Boom On Climbing Mast

Guardrails
Guardrails
 On Climbing Mast/Rest Landings On Gangway

Braking Mechanism
Type of Primary Hoist/ Luffing Drum Brakes

Acts Directly on Primary Hoist / Luff Drum Acts Indirectly on Primary Hoist / Luff Drum

Type of Secondary Hoist/ Luffing Drum Brakes

Acts Directly on Secondary Hoist / Luff Drum Acts Indirectly on Secondary Hoist / Luff Drum

Others (Please specify)

(1994 characters left)

[← Back](#) [Continue →](#) [Save As Draft](#) [X Cancel](#)

2.2.16 User will be redirected to the Supporting Documents

Singapore Government Agency Website

MINISTRY OF MANPOWER

Representative User: User CP1234
Role: Company Representative [Log out](#)

Home > Apply Type Approval

Apply Type Approval

Apply type approval for Lifting Equipment

Application Type Lifting Equipment Details Safety Devices **Supporting Documents** Preview Acknowledgement

e-Submission No:

Supporting Documents

S.No	Supporting Documents	Submitted	Not Applicable <input type="checkbox"/>
1	Certificate of Compliance (Design Review)	<input type="checkbox"/>	<input type="checkbox"/>
2	Certificate of Compliance (Functional Testing)	<input type="checkbox"/>	<input type="checkbox"/>
3	Certificate of Compliance (Safety Devices/Features)	<input type="checkbox"/>	<input type="checkbox"/>
4	Declaration of Conformity Certificate	<input type="checkbox"/>	<input type="checkbox"/>
5	Manufacturer's Certificates (Include Distinctive Serial No.)	<input type="checkbox"/>	<input type="checkbox"/>
6	Certification Body/ Third Party Inspection Agency	<input type="checkbox"/>	<input type="checkbox"/>

2.2.17 Upload and select the Document Type for all documents

Apply type approval for Lifting Equipment

12	Equipment Manual	<input type="checkbox"/>	<input type="checkbox"/>
13	Equipment Drawings	<input type="checkbox"/>	<input type="checkbox"/>
14	Data Logger Reports	<input type="checkbox"/>	<input type="checkbox"/>
15	Hoisting, Luffing or Trolley Wire Rope Certificates	<input type="checkbox"/>	<input type="checkbox"/>
16	Other supporting document and photographs	<input type="checkbox"/>	<input type="checkbox"/>

Drag and drop or browse files.
jpg, png, or pdf only. Single file size must not exceed 10MB and total file size must not exceed 250MB.

Document Name	Document Type	Action
4.07.2.3 - Examination Details (1).png	1. Certificate of Compliance (Design Review)	Remove
4.07.2.3 - Examination Details (3).png	2. Certificate of Compliance (Functional Testing)	Remove
4.07.2.3 - Examination Details (2).png	3. Certificate of Compliance (Safety Devices/Features)	Remove

[← Back](#) [Continue →](#) [Save As Draft](#) [X Cancel](#)

Report vulnerability [Privacy](#) [Terms of use](#) [Sitemap](#) [Contact us](#) [Supported browsers](#)

2.2.18 Check Not Applicable for any Document Type(s) not uploaded

Apply type approval for Lifting Equipment

e-Submission No:

Supporting Documents

S.No	Supporting Documents	Submitted	Not Applicable
			<input checked="" type="checkbox"/>
1	Certificate of Compliance (Design Review)	<input checked="" type="checkbox"/>	<input type="checkbox"/>
2	Certificate of Compliance (Functional Testing)	<input checked="" type="checkbox"/>	<input type="checkbox"/>
3	Certificate of Compliance (Safety Devices/Features)	<input checked="" type="checkbox"/>	<input type="checkbox"/>
4	Declaration of Conformity Certificate	<input type="checkbox"/>	<input checked="" type="checkbox"/>
5	Manufacturer's Certificates (Include Distinctive Serial No.)	<input type="checkbox"/>	<input checked="" type="checkbox"/>
6	Certification Body/ Third Party Inspection Agency	<input type="checkbox"/>	<input checked="" type="checkbox"/>
7	List of Components (Overview with Parts No.)	<input type="checkbox"/>	<input checked="" type="checkbox"/>
8	Manufacturer's Quality Assurance System Certificate	<input type="checkbox"/>	<input checked="" type="checkbox"/>
9	Operational History and Inspection Report issued by the country of last use (only applicable used tower crane)	<input type="checkbox"/>	<input checked="" type="checkbox"/>
10	Tower Crane Load Chart	<input type="checkbox"/>	<input checked="" type="checkbox"/>
11	Technical Specification Summary	<input type="checkbox"/>	<input checked="" type="checkbox"/>
12	Equipment Manual	<input type="checkbox"/>	<input checked="" type="checkbox"/>
13	Equipment Drawings	<input type="checkbox"/>	<input checked="" type="checkbox"/>

2.2.19 Click on Continue

Apply type approval for Lifting Equipment

13	Equipment Drawings	<input type="checkbox"/>	<input checked="" type="checkbox"/>
14	Data Logger Reports	<input type="checkbox"/>	<input checked="" type="checkbox"/>
15	Hoisting, Luffing or Trolley Wire Rope Certificates	<input type="checkbox"/>	<input checked="" type="checkbox"/>
16	Other supporting document and photographs	<input type="checkbox"/>	<input checked="" type="checkbox"/>

Drag and drop or browse files.
 (jpg, png, or pdf only. Single file size must not exceed 10MB and total file size must not exceed 250MB).

Document Name	Document Type	Action
4.07.2.3 - Examination Details (1).png	1. Certificate of Compliance (Design Review)	<input type="checkbox"/> Remove
4.07.2.3 - Examination Details (3).png	2. Certificate of Compliance (Functional Testing)	<input type="checkbox"/> Remove
4.07.2.3 - Examination Details (2).png	3. Certificate of Compliance (Safety Devices/Features)	<input type="checkbox"/> Remove

Report vulnerability [Privacy](#) [Terms of use](#) [Sitemap](#) [Contact us](#) [Supported browsers](#)

© 2023 Government of Singapore.

2.2.20 User will be redirected to Preview

A Singapore Government Agency Website

MINISTRY OF MANPOWER

Representative User: User CP1234
Role: Company Representative

Home > Apply Type Approval

Apply Type Approval

Apply type approval for Lifting Equipment

Progress bar: Application Type (1), Lifting Equipment Details (2), Safety Devices (3), Supporting Documents (4), **Preview (5)**, Acknowledgement (6)

e-Submission No:

Particulars of Applicant

[Edit](#)

NRIC: 51234567D
Name: CorpPass User
Contact No.: 91234567
Designation: CorpPass Executive
Email: CorpPass@CP.sg

Particulars of Company Submitting the Application

UEN: UEN0005

2.2.21 Check on Declaration

Apply type approval for Lifting Equipment

Others

Supporting Documents

[Edit](#)

Document Name	Document Type
4.07.2.3 - Examination Details (1).png	1. Certificate of Compliance (Design Review)
4.07.2.3 - Examination Details (3).png	2. Certificate of Compliance (Functional Testing)
4.07.2.3 - Examination Details (2).png	3. Certificate of Compliance (Safety Devices/Features)

Declaration

I hereby certify that the information given in this submission is true and correct to the best of my knowledge and belief. I am aware that legal actions may be taken against me if I had knowingly provided any false information.

[← Back](#) [Continue to Payment →](#) [Cancel](#)

Report vulnerability [Privacy](#) [Terms of use](#) [Sitemap](#) [Contact us](#) [Supported browsers](#)

© 2023 Government of Singapore.

2.2.22 Click on Continue to Payment

Apply type approval for Lifting Equipment

Others

Supporting Documents

[Edit](#)

Document Name	Document Type
4.07.2.3 - Examination Details (1).png	1. Certificate of Compliance (Design Review)
4.07.2.3 - Examination Details (3).png	2. Certificate of Compliance (Functional Testing)
4.07.2.3 - Examination Details (2).png	3. Certificate of Compliance (Safety Devices/Features)

Declaration

I hereby certify that the information given in this submission is true and correct to the best of my knowledge and belief. I am aware that legal actions may be taken against me if I had knowingly provided any false information.

[← Back](#) [Continue to Payment →](#) [Cancel](#)

Report vulnerability [Privacy](#) [Terms of use](#) [Sitemap](#) [Contact us](#) [Supported browsers](#)

© 2023 Government of Singapore.

2.2.23 User is redirected to the Payment Summary

Apply Type Approval

Apply type approval for Lifting Equipment

Application Type ✓ Lifting Equipment Details ✓ Safety Devices ✓ Supporting Documents ✓ Preview ✓ Acknowledgement 0


Payment Summary

Service Name: Integrated Occupational Safety and Health System

Agency Reference: IOS220230220000221

S.No	Bill No.	Bill Type	Amount (SGD)
1	MOMOSA202300192	Licensing	350
Total			350

Payment Method



Available for internet banking users of DBS Bank/POSB, OCBC Bank, CitiBank and Standard Chartered. Internet banking UserID, PIN and token are required to effect the payment.

Please note:
If you are using a pop-up blocker or proxy server, please temporarily disable it.

2.2.24 Click on Continue

Description in details:

Back to Home - Return to Dashboard


Apply type approval for Lifting Equipment

Service Name: Integrated Occupational Safety and Health System

Agency Reference: IOS220230220000221

S.No	Bill No.	Bill Type	Amount (SGD)
1	MOMOSA202300192	Licensing	350
Total			350

Payment Method



Available for internet banking users of DBS Bank/POSB, OCBC Bank, CitiBank and Standard Chartered. Internet banking UserID, PIN and token are required to effect the payment.

Please note:
If you are using a pop-up blocker or proxy server, please temporarily disable it.
Otherwise, the relevant transaction pages may not be displayed, or your transaction request may not be completed.

[Back to Home](#) [Continue](#)

Report vulnerability [Privacy](#) [Terms of use](#) [Sitemap](#) [Contact us](#) [Supported browsers](#)

© 2023 Government of Singapore.

2.2.25 User is redirected to the Online Payment Service

Description in Details:

Select payment mode and click continue

Online Payment Service

Service Name: **Integrated Occupational Safety and Health System**
Agency Reference: **IOS220230220000221**

S/N	ITEM	DESCRIPTION	AMOUNT SGD \$
1	MOMOSA202300192	Licensing	350.00

Total SGD \$ **350.00**

Select Payment Mode

Credit Card
 Direct Debit

Continue > **Cancel**

Copyright © 2014 Government of Singapore Contact us Terms of use Privacy policy Report Vulnerability [Rate this eService](#)

2.2.26 Fill in payment information and click submit

Display Name: TEST MINISTRY OF MANPOWER
Merchant Reference Code: C122023022000096
Nets Reference Code: 20230220153827233
Amount: SGD 350.00

Payment Methods

VISA

Name on Card:

Card Number:

CVV/CVV2:

Expiry Date: 06 / 2027

Email (Optional):

Submit **Cancel**

2.2.27 User is redirected to the Acknowledgement page.

Apply type approval for Lifting Equipment

Application Type ✓ Lifting Equipment Details ✓ Safety Devices ✓ Supporting Documents ✓ Preview ✓ Acknowledgement 5

Success
The type approval application has been submitted. You may wish to note the e-Submission No./Bill No. for reference.

Payment Receipt

Transaction Date and Time : 20/2/2023 at 15:41
e-Submission No. : E-TCA22459
Receipt No. : MOM20230220XBREG

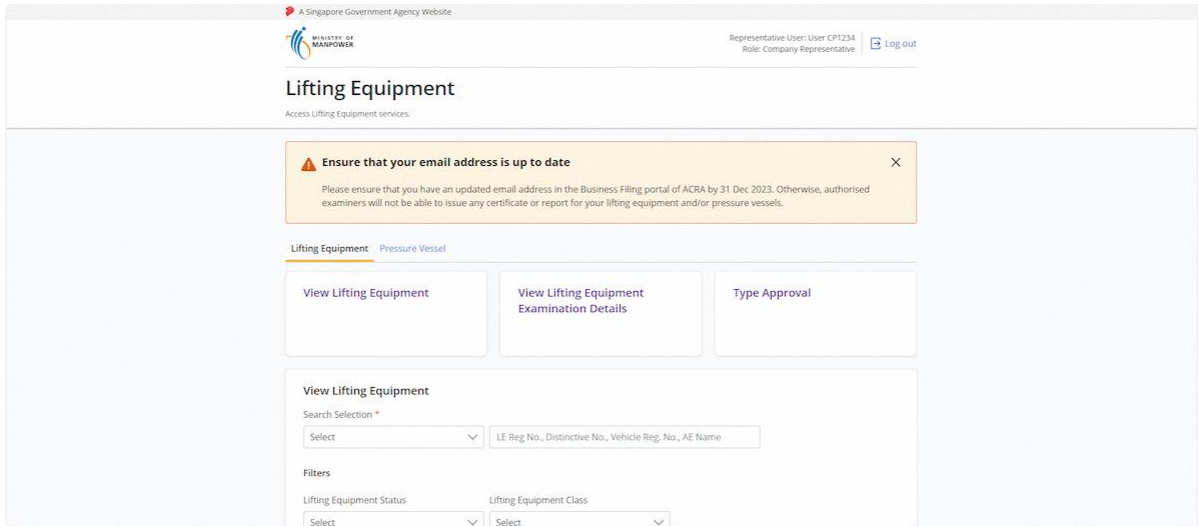
S.No	Bill No.	Bill Type	Amount (SGD)
1	MOMOSA202300192	Licensing	350.00
Payment method: e-payment Total			350.00

[Back to Home](#)

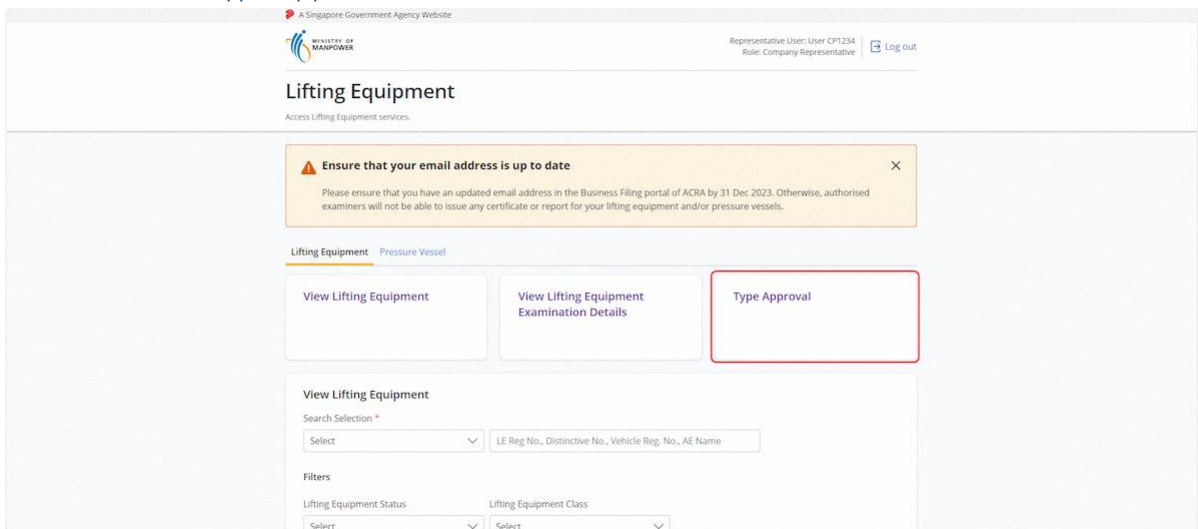
[Report vulnerability](#) [Privacy](#) [Terms of use](#) [Sitemap](#) [Contact us](#) [Supported browsers](#)

2.3 Lifting Equipment eService - Apply Type Approval (Revision)

2.3.1 Access Lifting Equipment eService Dashboard [Corppass]



2.3.2 Click on Type Approval



2.3.3 User will be redirected to the Type Approval Application

A Singapore Government Agency Website

MINISTRY OF MANPOWER

Representative User: User CP1234
Role: Company Representative

Home > Type Approval Application

Type Approval Application

Draft application will be discarded after 60 days

Type Approval Application

[New Type Approval Application](#)

e-Submission / Type Approval No.	Brand and Model	Manufacturer Name	Design Safe Working Load(kg)	Status	Action
TCA23191	Korbec	Korbec inc	10000	Approved	

1 to 1 of 1

Items per Page: 5

[Back to Home](#)

Report vulnerability | Privacy | Terms of use | Sitemap | Contact us | Supported browsers

© 2023 Government of Singapore.

2.3.4 Click on New Type Approval Application

A Singapore Government Agency Website

MINISTRY OF MANPOWER

Representative User: User CP1234
Role: Company Representative

Home > Type Approval Application

Type Approval Application

Draft application will be discarded after 60 days

Type Approval Application

[New Type Approval Application](#)

e-Submission / Type Approval No.	Brand and Model	Manufacturer Name	Design Safe Working Load(kg)	Status	Action
TCA23191	Korbec	Korbec inc	10000	Approved	

1 to 1 of 1

Items per Page: 5

[Back to Home](#)

Report vulnerability | Privacy | Terms of use | Sitemap | Contact us | Supported browsers

© 2023 Government of Singapore.

2.3.5 User will be redirected to the application type; Click on Revision

A Singapore Government Agency Website

MINISTRY OF MANPOWER

Representative User: User CP1234
Role: Company Representative

Home > Apply Type Approval

Apply Type Approval

Apply type approval for Lifting Equipment

- Application Type
- Lifting Equipment Details
- Safety Devices
- Supporting Documents
- Preview
- Acknowledgement

e-Submission No:

Type Approval of Lifting Equipment

* Application Type

New

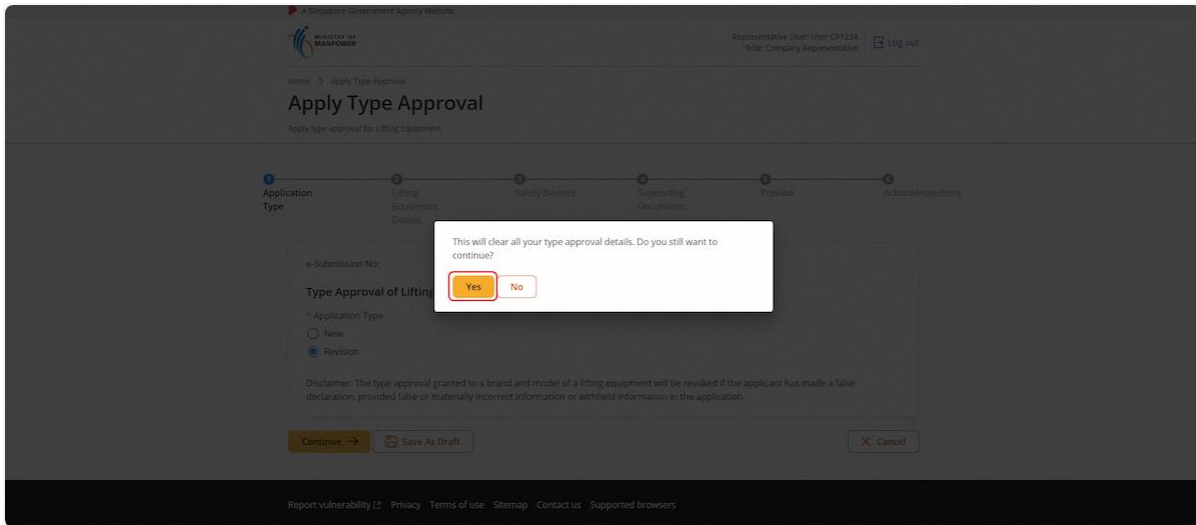
Revision

Disclaimer: The type approval granted to a brand and model of a lifting equipment will be revoked if the applicant has made a false declaration, provided false or materially incorrect information or withheld information in the application.

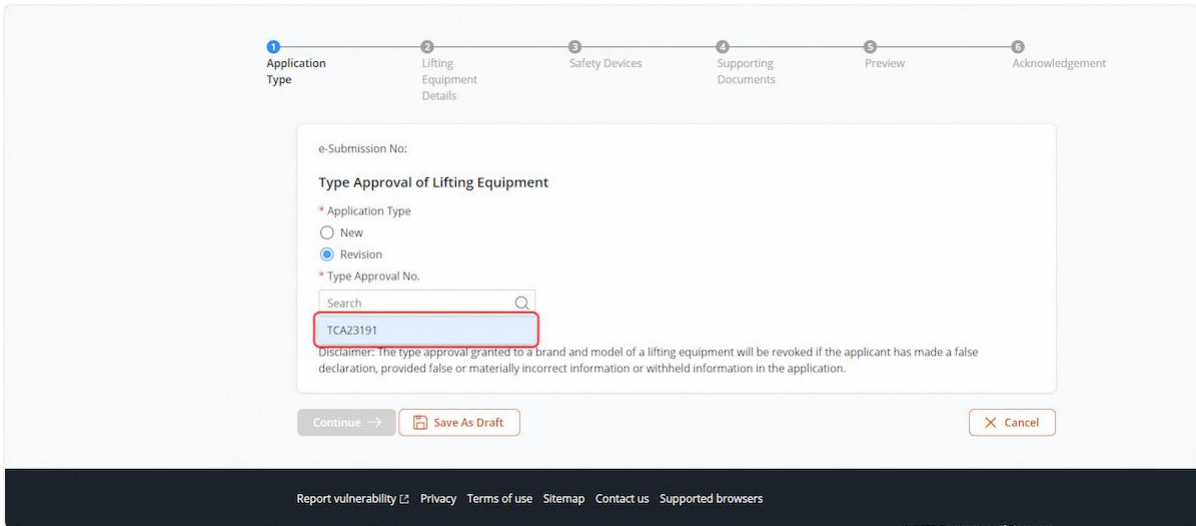
[Continue](#) [Save As Draft](#) [Cancel](#)

Report vulnerability | Privacy | Terms of use | Sitemap | Contact us | Supported browsers

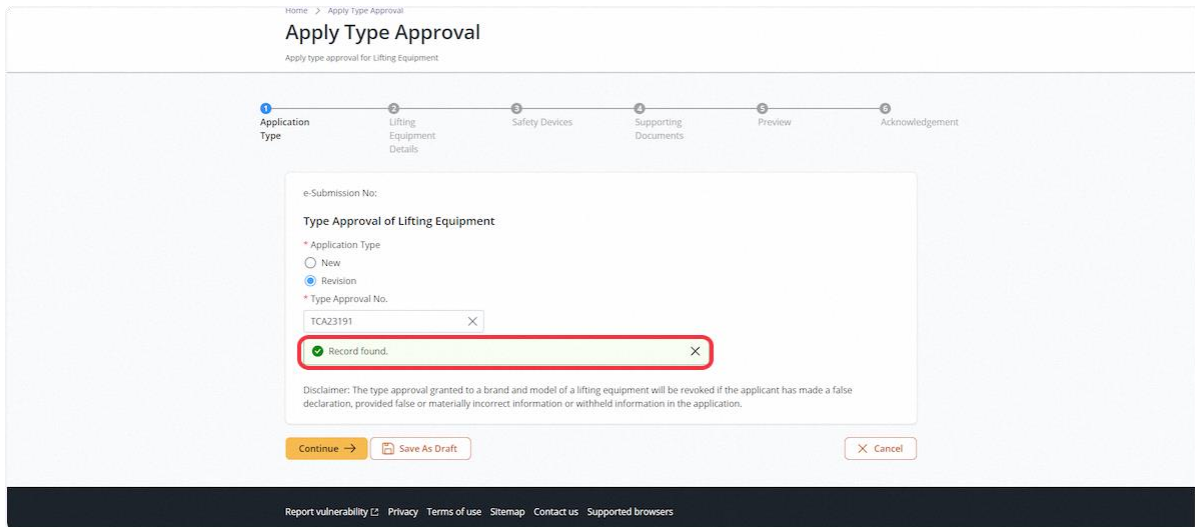
2.3.6 Click on Yes



2.3.7 Select the Type Approval No. from the dropdown list



2.3.8 Green banner message for successful retrieval of information



2.3.9 Click on Continue

Description in details:

Save as Draft - Save the application as Draft, which will be shown in the draft inbox.

Cancel - Return to Dashboard

The screenshot shows the 'Apply Type Approval' form at the 'Application Type' step. The breadcrumb trail is 'Home > Apply Type Approval'. The title is 'Apply Type Approval' with the subtitle 'Apply type approval for Lifting Equipment'. A progress bar shows six steps: 1. Application Type (active), 2. Lifting Equipment Details, 3. Safety Devices, 4. Supporting Documents, 5. Preview, and 6. Acknowledgement. The form content includes: 'e-Submission No.' field, 'Type Approval of Lifting Equipment' section with 'Application Type' radio buttons for 'New' and 'Revision' (selected), and a 'Type Approval No.' field containing 'TCA23191'. A green success message 'Record found.' is displayed below the input field. A disclaimer states: 'Disclaimer: The type approval granted to a brand and model of a lifting equipment will be revoked if the applicant has made a false declaration, provided false or materially incorrect information or withheld information in the application.' At the bottom, there are three buttons: 'Continue ->' (highlighted with a red box), 'Save As Draft', and 'Cancel'. The footer contains links for 'Report vulnerability', 'Privacy', 'Terms of use', 'Sitemap', 'Contact us', and 'Supported browsers'.

2.3.10 User will be redirected to the Lifting Equipment Details

The screenshot shows the 'Apply Type Approval' form at the 'Lifting Equipment Details' step. The breadcrumb trail is 'Home > Apply Type Approval'. The title is 'Apply Type Approval' with the subtitle 'Apply type approval for Lifting Equipment'. A progress bar shows six steps: 1. Application Type, 2. Lifting Equipment Details (active), 3. Safety Devices, 4. Supporting Documents, 5. Preview, and 6. Acknowledgement. The form content includes: 'e-Submission No.' field, a collapsed 'Particulars of Applicant' section with a green checkmark, and several input fields: 'NRIC No.' (containing 'S1234567D'), 'Name' (containing 'CorpPass User'), 'Contact No.' (containing '91234567'), and 'Designation'. The top right corner shows 'Representative User: User CP1234' and 'Role: Company Representative' with a 'Log out' link. The footer contains links for 'Report vulnerability', 'Privacy', 'Terms of use', 'Sitemap', 'Contact us', and 'Supported browsers'.

2.3.11 Verify / Edit the populated information

Description in details:

Fill in mandatory fields indicated with asterisks*

Apply type approval for Lifting Equipment

e-Submission No:

Particulars of Applicant

- * NRIC No. S1234567D
- * Name CorpPass User
- * Contact No 91234567
- * Designation CorpPass Executive
- * Email CorpPass@CP.sg

Particulars of Company Submitting the Application

- * UEN UEN0005
- * Name of Company Company 05 Pte. Ltd.

2.3.12 Verify / Edit the populated information

Description in details:

Fill in mandatory fields indicated with asterisks*

Apply type approval for Lifting Equipment

Particulars of Company Submitting the Application

- * UEN UEN0005
- * Name of Company Company 05 Pte. Ltd.
- Postal Code 123467
- * Block/House No. 112
- * Street Name Woodlands Street 1
- Floor No 22 Unit No 012
- Building Name
- * Contact No. 91234578

2.3.13 Verify / Edit the populated information

Description in details:

Fill in mandatory fields indicated with asterisks*

The screenshot shows a web form titled "Apply type approval for Lifting Equipment". At the top, there is a text input field containing "UEN0005@simsys.sg". Below this, there are two expandable sections. The first section, "Particulars of Manufacturer", is expanded and contains several mandatory fields marked with an asterisk: "Name of Manufacturer" (Korbec Inc), "Address" (Korbec Avenue), "Country/Region" (GERMANY), "Contact No." (1395587748), and "Email Address" (CorpPass@Korbec.ge). The second section, "Particulars of Lifting Equipment", is also expanded and shows a mandatory field "Type/ Lifting Equipment Class" set to "551 Fixed Crane - Tower Crane (Horiz)".

2.3.14 Verify / Edit the populated information

Description in details:

Fill in mandatory fields indicated with asterisks*

The screenshot shows the same web form, but now the "Particulars of Lifting Equipment" section is expanded further. It includes the following mandatory fields: "Type/ Lifting Equipment Class" (551 Fixed Crane - Tower Crane (Horiz)), "Machine Condition" (New selected, Used unselected), "Brand" (Korbec), "Model" (K211101), "Max. Design Safe Working Load(kg)" (10000), "Max. Jib Length (m)" (500.00), "Max. Standing Height (m)" (500.00), "Max. Design Free Standing Height (m)" (500.00), "Dispositive No." (DN 6959), "Year of Manufacture (YYYY)" (2020), and "Design Codes/Standards Used" (Design Code AD2002).

2.3.15 Click on Continue

Description in details:

Save as Draft - Save the application as Draft, which will be shown in the draft inbox.

Apply type approval for Lifting Equipment

Max. Design Free Standing Height (m)
500.00

* Distinctive No.
DN 6959

* Year of Manufacture (YYYY)
2020

* Design Codes/Standards Used
Design Code AD2002
(1582 characters left)

← Back **Continue →** Save As Draft Cancel

Report vulnerability Privacy Terms of use Sitemap Contact us Supported browsers

© 2023 Government of Singapore.

2.3.16 User will be redirected to the Safety Devices

A Singapore Government Agency Website

MINISTRY OF MANPOWER

Representative User: User CP1234
Role: Company Representative Log out

Home > Apply Type Approval

Apply Type Approval

Apply type approval for Lifting Equipment

Application Type Lifting Equipment Details **Safety Devices** Supporting Documents Preview Acknowledgement

e-Submission No:

Safety Devices

Type of Safety Devices / Brakes installed on the model of the equipment (Please tick that are applicable)

Limit Switches

Automatic Moment Limiter Load Radius Indicator Over Derrick (Luffing) Limit Switch Over Hoist Limit Switch
 Overload Limit Switch Slewing Limit Switch Travel Limit Switch Trolley Limit Switch

Safety-line with Fall Arresting Device

Along Jib/Boom On Climbing Mast

Guardrails

Guardrails
 On Climbing Mast/Rest Landings On Gangway

2.3.17 Fill in the applicable fields

Apply type approval for Lifting Equipment

Guardrails
 On Climbing Mast/Rest Landings On Gangway

Braking Mechanism

Type of Primary Hoist/ Luffing Drum Brakes

Acts Directly on Primary Hoist / Luff Drum Acts Indirectly on Primary Hoist / Luff Drum

Type of Secondary Hoist/ Luffing Drum Brakes

Acts Directly on Secondary Hoist / Luff Drum Acts Indirectly on Secondary Hoist / Luff Drum

Others (Please specify)

(2000 characters left)

Report vulnerability [Privacy](#) [Terms of use](#) [Sitemap](#) [Contact us](#) [Supported browsers](#)

© 2023 Government of Singapore.

2.3.18 Click on Continue

Apply type approval for Lifting Equipment

Guardrails
 On Climbing Mast/Rest Landings On Gangway

Braking Mechanism

Type of Primary Hoist/ Luffing Drum Brakes

Acts Directly on Primary Hoist / Luff Drum Acts Indirectly on Primary Hoist / Luff Drum

Type of Secondary Hoist/ Luffing Drum Brakes

Acts Directly on Secondary Hoist / Luff Drum Acts Indirectly on Secondary Hoist / Luff Drum

Others (Please specify)

(2000 characters left)

Report vulnerability [Privacy](#) [Terms of use](#) [Sitemap](#) [Contact us](#) [Supported browsers](#)

© 2023 Government of Singapore.

2.3.19 User will be redirected to Supporting Documents

A Singapore Government Agency Website

MINISTRY OF MANPOWER

Representative User: User CP1234
 Role: Company Representative [Log out](#)

Home > Apply Type Approval

Apply Type Approval

Apply type approval for Lifting Equipment

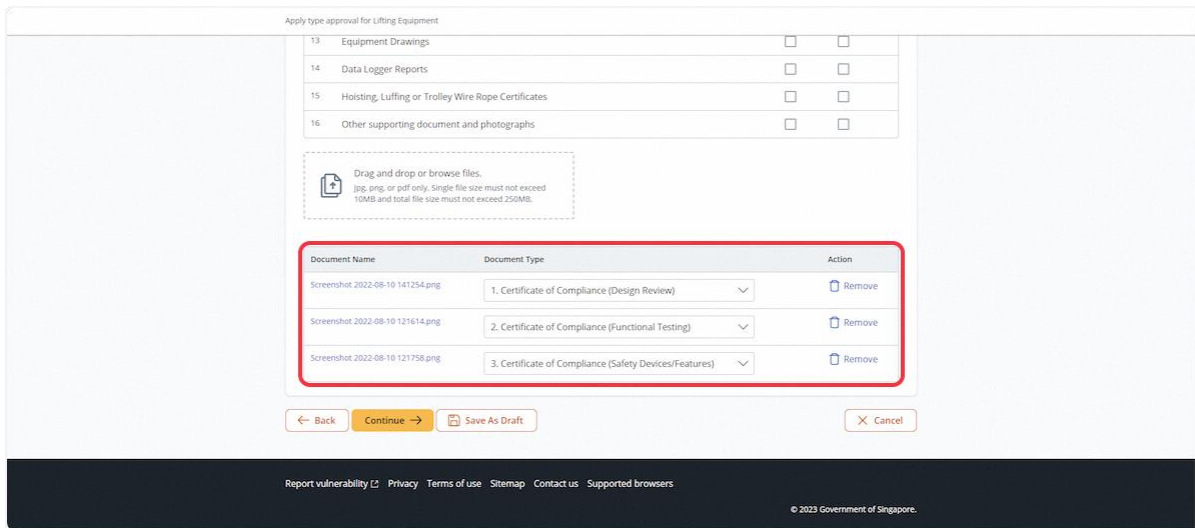
Application Type
 Lifting Equipment Details
 Safety Devices
 Supporting Documents
 Preview
 Acknowledgement

e-Submission No:

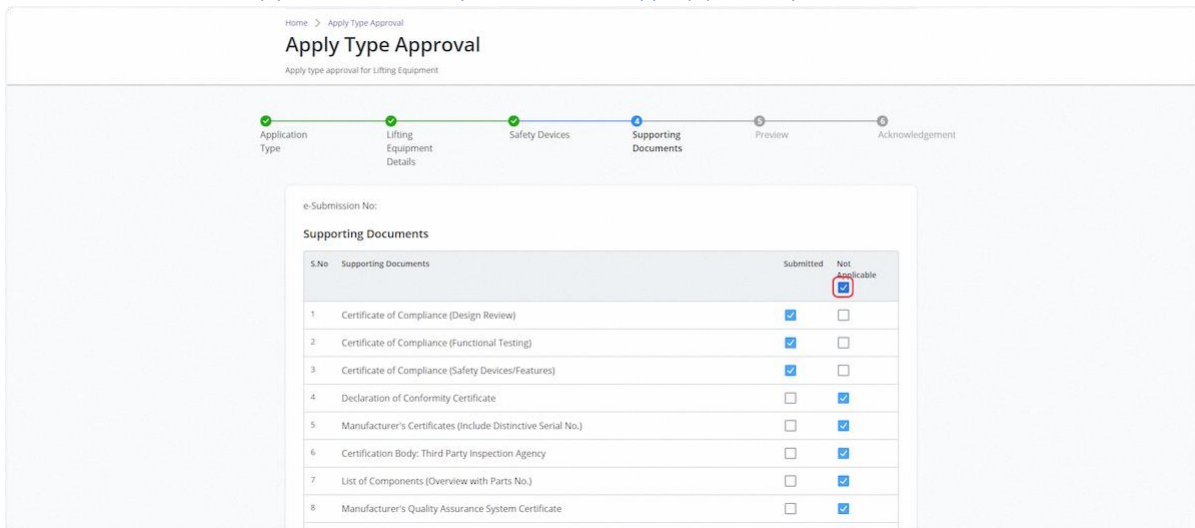
Supporting Documents

S.No	Supporting Documents	Submitted	Not Applicable
1	Certificate of Compliance (Design Review)	<input type="checkbox"/>	<input type="checkbox"/>
2	Certificate of Compliance (Functional Testing)	<input type="checkbox"/>	<input type="checkbox"/>
3	Certificate of Compliance (Safety Devices/Features)	<input type="checkbox"/>	<input type="checkbox"/>
4	Declaration of Conformity Certificate	<input type="checkbox"/>	<input type="checkbox"/>
5	Manufacturer's Certificates (Include Distinctive Serial No.)	<input type="checkbox"/>	<input type="checkbox"/>
6	Certification Body/ Third Party Inspection Agency	<input type="checkbox"/>	<input type="checkbox"/>

2.3.20 Upload Supporting Documents and select Document Types



2.3.21 Check Not Applicable for any Document Type(s) not uploaded



2.3.22 Click on Continue

Apply type approval for Lifting Equipment

13	Equipment Drawings	<input type="checkbox"/>	<input checked="" type="checkbox"/>
14	Data Logger Reports	<input type="checkbox"/>	<input checked="" type="checkbox"/>
15	Hoisting, Luffing or Trolley Wire Rope Certificates	<input type="checkbox"/>	<input checked="" type="checkbox"/>
16	Other supporting document and photographs	<input type="checkbox"/>	<input checked="" type="checkbox"/>

Drag and drop or browse files.
jpg, png, or pdf only. Single file size must not exceed 10MB and total file size must not exceed 250MB.

Document Name	Document Type	Action
Screenshot 2022-08-10 141254.png	1. Certificate of Compliance (Design Review)	<input type="button" value="Remove"/>
Screenshot 2022-08-10 121614.png	2. Certificate of Compliance (Functional Testing)	<input type="button" value="Remove"/>
Screenshot 2022-08-10 121758.png	3. Certificate of Compliance (Safety Devices/Features)	<input type="button" value="Remove"/>

Report vulnerability [Privacy](#) [Terms of use](#) [Sitemap](#) [Contact us](#) [Supported browsers](#)

© 2023 Government of Singapore.

2.3.23 User will be redirected to Preview

A Singapore Government Agency Website

MINISTRY OF MANPOWER

Representative User: User CP1234
Role: Company Representative

Home > Apply Type Approval

Apply Type Approval

Apply type approval for Lifting Equipment

Application Type
 Lifting Equipment Details
 Safety Devices
 Supporting Documents
 Preview
 Acknowledgement

e-Submission No:

Particulars of Applicant

NRIC: S1234567D
 Name: CorpPass User
 Contact No.: 91234567
 Designation: CorpPass Executive
 Email: CorpPass@CP.sg

Particulars of Company Submitting the Application

UEN: UEN0005

2.3.24 Check on Declaration

Apply type approval for Lifting Equipment

Supporting Documents

Document Name	Document Type
Screenshot 2022-08-10 141254.png	1. Certificate of Compliance (Design Review)
Screenshot 2022-08-10 121614.png	2. Certificate of Compliance (Functional Testing)
Screenshot 2022-08-10 121758.png	3. Certificate of Compliance (Safety Devices/Features)

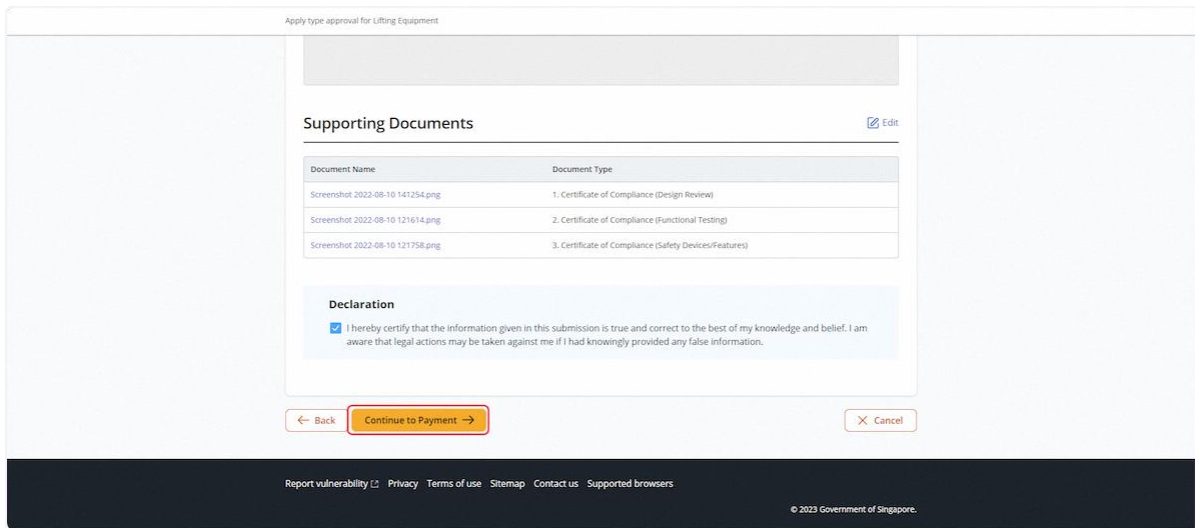
Declaration

I hereby certify that the information given in this submission is true and correct to the best of my knowledge and belief. I am aware that legal actions may be taken against me if I had knowingly provided any false information.

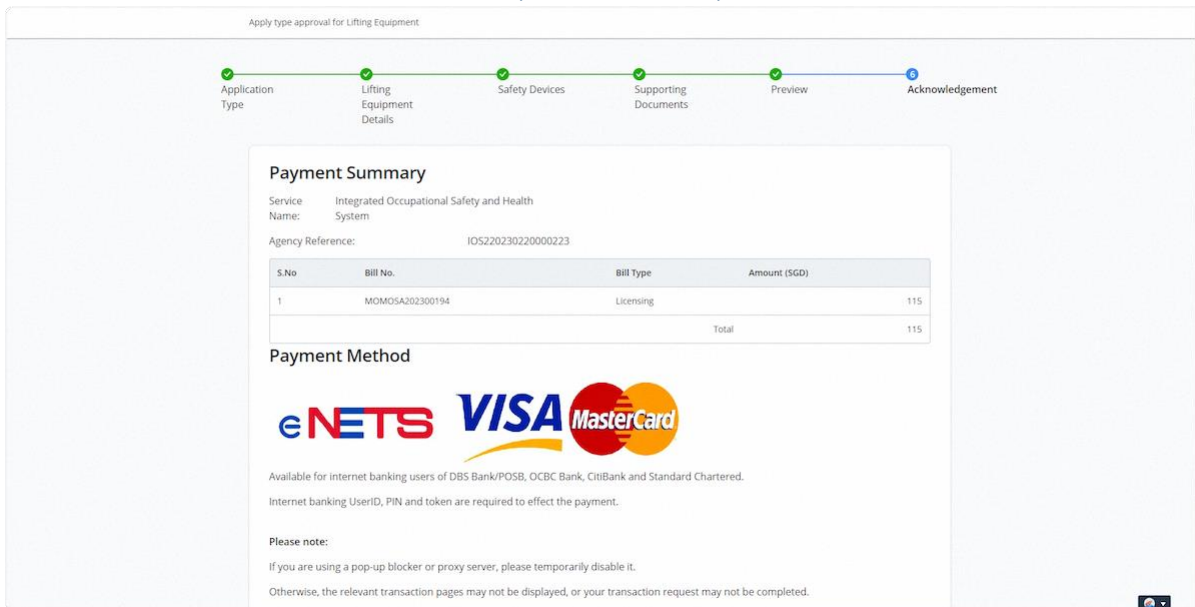
Report vulnerability [Privacy](#) [Terms of use](#) [Sitemap](#) [Contact us](#) [Supported browsers](#)

© 2023 Government of Singapore.

2.3.25 Click on Continue to Payment



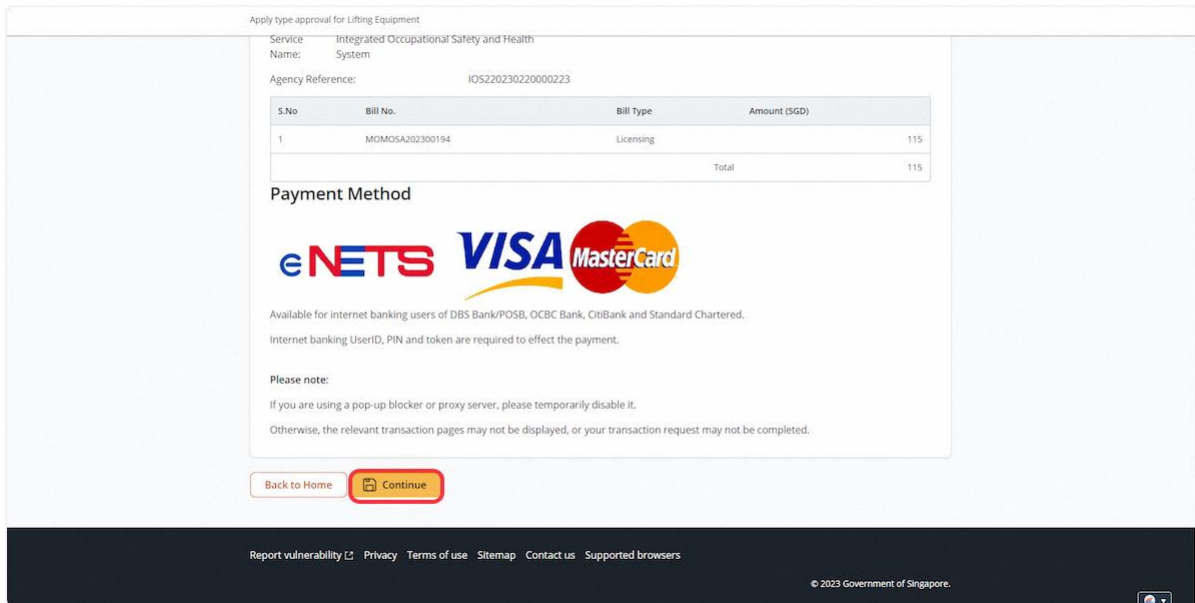
2.3.26 User will be redirected to the Payment Summary



2.3.27 Click on Continue

Description in details:

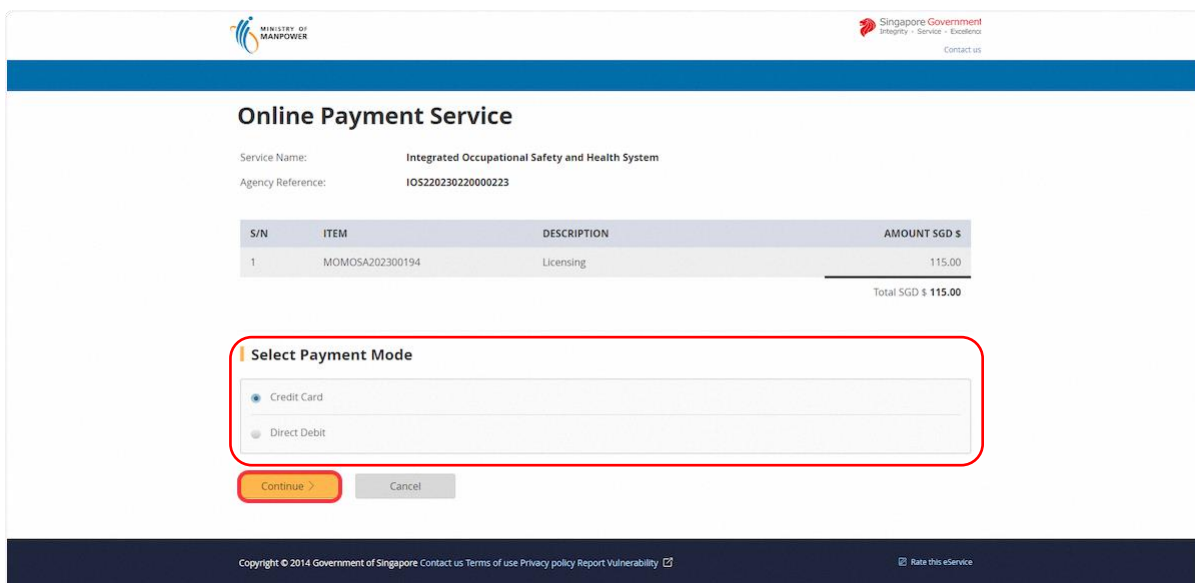
Back to Home - Return to Dashboard.



2.3.28 User will be redirected to the Online Payment Service

Description in details:

Select the payment mode and click continue.



2.3.29 User will be redirected to fill in the payment method

Description in details:

Click Submit when completed.

The screenshot shows a payment form titled "Payment Methods" for a VISA card. At the top, there is a header with the following information:

Display Name	TEST MINISTRY OF MANPOWER
Merchant Reference Code	CC20230220000008
Nets Reference Code	20230220162933147
Amount	SGD 115.00

The main form area contains the following fields:

- Name on Card:
- Card Number:
- CVV/CVV2:
- Expiry Date: 07 / 2027
- Email (Optional):

At the bottom of the form, there are two buttons: "Submit" (highlighted with a red circle) and "Cancel".

2.3.30 User will be redirected to the Acknowledgement page

Description in details:

Back to Home - Return to Dashboard

The screenshot shows the "Acknowledge" step of a process titled "Apply type approval for Lifting Equipment". The progress bar at the top indicates the following steps: Application Type, Lifting Equipment Details, Safety Devices, Supporting Documents, Preview, and Acknowledgement (current step).

A green success message is displayed:

Success
The type approval application has been submitted. You may wish to note the e-Submission No./Bill No. for reference.

Below the success message is a "Payment Receipt" section:

Transaction Date and Time : 20/2/2023 at 16:30
e-Submission No. : E-TCA23495
Receipt No. : MOM20230220TK4Q

S.No	Bill No.	Bill Type	Amount (SGD)
1	MOMOSA202300194	Licensing	115.00
Payment method: e-payment Total			115.00

At the bottom of the receipt section, there is a "Back to Home" button.

The footer of the page contains the following links: Report vulnerability, Privacy, Terms of use, Sitemap, Contact us, Supported browsers.

2.4 Lifting Equipment eService – De-register (Corppass)

2.4.1 Navigate to Lifting Equipment eService Dashboard (Corppass)

A Singapore Government Agency Website

MINISTRY OF MANPOWER

Representative User: User 180081828W
Role: Company Representative

Log out

Lifting Equipment

Access Lifting Equipment services.

Lifting Equipment Pressure Vessel

[View Lifting Equipment](#) [View Lifting Equipment Examination Details](#) [Type Approval](#)

View Lifting Equipment

Search Selection *

Select LE Reg No., Distinctive No., Vehicle Reg. No., AE Name

Filters

Lifting Equipment Status: Select
Lifting Equipment Class: Select
Date Selection: Select

Reset Search

2.4.2 Scroll down to View Lifting Equipment section and search for the lifting equipment

Access Lifting Equipment services.

[View Lifting Equipment](#) [View Lifting Equipment Examination Details](#) [Type Approval](#)

View Lifting Equipment

Search Selection *

Owner Name Company 180081828W Pte Ltd

Filters

Lifting Equipment Status: Select
Lifting Equipment Class: Select
Date Selection: Select

Reset Search

2.4.3 Select 'De-register' under the Action column of the selected lifting equipment

Access Lifting Equipment services.

Select

Reset Search

De-register →

<input type="checkbox"/>	LE Reg No.	LE Class	Owner Name	Owner UEN	Workplace Name	Status	Examination Due Date	Action
<input type="checkbox"/>	LL000100P	101 Lift - Ropes	Company 180081828W Pte Ltd	180081828W	COMPANY 16 PTE. LTD.	Working	31/03/2024	Select De-register
<input type="checkbox"/>	LL000093J	101 Lift - Ropes	Company 180081828W Pte Ltd	180081828W		Suspended	09/10/2023	Select
<input type="checkbox"/>	LM000089K	552 Fixed Crane - Tower Crane (Luffing Boom)	Company 180081828W Pte Ltd	180081828W	COMPANY 16 PTE. LTD.	Working	31/08/2024	Select
<input type="checkbox"/>	LM000088C	552 Fixed Crane - Tower Crane (Luffing Boom)	Company 180081828W Pte Ltd	180081828W	COMPANY 16 PTE. LTD.	Working	31/08/2024	Select
<input type="checkbox"/>	LL000085L	101 Lift - Ropes	Company 180081828W Pte Ltd	180081828W		Working	29/02/2024	Select

1 to 5 of 85
Items per Page: 5

< Prev 1 2 ... 17 Next >

2.4.4 The user will be redirected to the De-registration module

Description in details:

Users can select the reason for de-registration.

A Singapore Government Agency Website

MINISTRY OF MANPOWER

Representative User: User 180081828W
Role: Company Representative Log out

Dashboard > De-register

De-register

De-register Lifting Equipment.

Lifting Equipment to be de-registered

LE Reg No.	Distinctive No.	Brand and Model	LE Class	Examination Due Date	Load Test Due Date	LE Status
LL000100P	Distinctive 0590	Brand Model 0010	101 Lift - Ropes	31/03/2024	30/09/2027	Working

Reason for de-registration *

Select

- Lifting equipment is no longer in use
- Change in ownership
- Others

Report vulnerability Privacy Terms of use Sitemap Contact us Supported browsers

© 2023 Government of Singapore.

2.4.5 Click Submit De-registration request

A Singapore Government Agency Website

MINISTRY OF MANPOWER

Representative User: User 180081828W
Role: Company Representative

Log out

Dashboard > De-register

De-register

De-register Lifting Equipment.

Lifting Equipment to be de-registered

LE Reg No.	Distinctive No.	Brand and Model	LE Class	Examination Due Date	Load Test Due Date	LE Status
LL000100P	Distinctive 0590	Brand Model 0010	101 Lift - Ropes	31/03/2024	30/09/2027	Working

Reason for de-registration *

Lifting equipment is no longer in use

[Submit De-registration request →](#)

Report vulnerability | Privacy | Terms of use | Sitemap | Contact us | Supported browsers

© 2023 Government of Singapore.

2.4.6 User will be redirected to the Acknowledgement page.

Description in details:

Click on “View Lifting Equipment De-registration Letter” link to download the PDF copy.

A Singapore Government Agency Website

MINISTRY OF MANPOWER

Representative User: User 180081828W
Role: Company Representative

Log out

Dashboard > De-register

De-register

De-register Lifting Equipment.

Success

Your de-registration request is successful. You may obtain a copy of the de-registration letter below.

[View Lifting Equipment De-registration Letter](#)

LE Reg No.	Distinctive No.	Brand and Model	LE Class	Examination Due Date	Load Test Due Date	LE Status
LL000100P	Distinctive 0590	Brand Model 0010	101 Lift - Ropes	31/03/2024	30/09/2027	De-registered

[← Back to Dashboard](#)

Report vulnerability | Privacy | Terms of use | Sitemap | Contact us | Supported browsers

© 2023 Government of Singapore.

2.4.7 (iOSH 2.0 Enhancement) De-registration letter

Notification: De-registration of Lifting Equipment



14 Jun 2023

Your lifting equipment has been de-registered

Dear Sir/Madam,
The lifting equipment listed in Annex A have been de-registered with immediate effect.
We would like to remind you that it is an offence under the Workplace Safety and Health Act to use an unregistered lifting equipment.

Yours faithfully,

OCCUPATIONAL SAFETY AND HEALTH DIVISION
for COMMISSIONER FOR WORKPLACE SAFETY AND HEALTH

LIFTING EQUIPMENT OWNER UEN / NRIC NO.
[REDACTED]

LIFTING EQUIPMENT OWNER NAME
[REDACTED]

What you need to do

Stop the use of the lifting equipment immediately.

Engage an authorised examiner to re-register the lifting equipment, if you intend to use the equipment in future.

You may wish to know

You may contact us at mom_oshd@mom.gov.sg should you require further clarification.

SAMPLE


3 Annex

3.1 Annex A (List of Enhancements for iOSH 2.0)

- **Single logon to access both Lifting Equipment and Pressure Vessel eService modules** – Users will only need to can access and toggle between the Lifting Equipment and Pressure Vessel tabs;
- **Digital signing of certificates and reports** – All certificates generated for statutory equipment are digitally signed during the process of submission of examination records by Authorised Examiners. Hence, Authorised Examiners will not need to stamp or insert their wet-ink signatures on digitally signed certificates and reports. Please note that the submission is completed and the examination record is validated only after the certificates and reports have been digitally signed. Authorised Examiners can download and provide owners with the digitally signed copies of the examination certificates and reports;
- **Draft certificate of test and examination, report of examination and certificate of extension** – A draft copy of the certificate of test and examination, report of examination and extension certificate could be downloaded by Authorised Examiners before submitting and digitally signing the certificate or report. These draft copies are made available for the sole purpose of facilitating information verification;
- **Past examination records** – Authorised Examiners will be able to view details of historical examination records;
- **Updating of registration and examination records within 28 days of registration or examination date** – Most data fields in the registration record (except for owner and workplace details, registration number, and Lifting Equipment and Pressure Vessel class) and examination record will be made editable by Authorised Examiners, within 28 days from the registration or examination date;
- **Restricting Upgrading of Maximum Safe Working Load** – Authorised Examiners would be provided with an option to restrict the upgrading of maximum safe working load of Lifting equipment(s) in subsequent examinations based on technical and professional judgement during examinations;
- **Additional and mandatory data fields** – Lifting Equipment particulars such as brand and model of data logger and stability control system, and Pressure Vessel particulars such as design code and the manner in which water is fed into steam boilers is mandatory for input. Authorised Examiners will be prompted to enter the information when submitting the next examination record if such information in existing records are unavailable, with “Design Code (Sub)” referring to the specific section or division of the main design code; and
- **Mandatory documents** – Validation checks are incorporated to ensure that all mandatory document types are uploaded before submission.

- **Registration Summary with QR code**

- A new document “Registration Summary”, showing key details of the Lifting Equipment and Pressure Vessel will be introduced. This document can be downloaded by owners upon logging in to iOSH 2.0. The Registration Summary shall be printed in any size depending on practicality and owner’s preference, and affixed onto the Lifting Equipment or Pressure Vessel as a form of identification. With this, “silver stickers” traditionally used to fulfil such purpose will no longer be required. The Registration Summary includes a QR code that is unique to each Lifting Equipment and Pressure Vessel. Upon scanning the QR code with any internet-enabled device, further details of the Lifting Equipment or Pressure Vessel and its live registration status would be provided without the need for any login.



3.2 Annex B (Registration Summary)

3.2.1 Registration Summary


Description in details:

Scan the QR code to access the Registration Status of Statutory Equipment page.



Occupational Safety and Health Division

Registration of Statutory Equipment


REGISTRATION SUMMARY	
Registration No. :	LL000100P
Statutory Equipment Type :	Lifting Equipment
Owner Name :	Company 180081828W Pte Ltd
Brand and Model :	Brand Model 0010
Distinctive No. :	Distinctive 0590
Scan for Details :	 LL000100P

This is a computer-generated document that requires no signature.

Contact MOM at 6438 5122 or mom_oshd@mom.gov.sg for any clarification or feedback.

3.2.2 Registration Status of Statutory Equipment

A Singapore Government Agency Website

 MINISTRY OF MANPOWER

Registration Status of Statutory Equipment


Status correct as at 10 Jul 2023 11:25 AM SGT

Lifting Equipment Particulars

Lifting Equipment Reg No. :	LH01000306V
Statutory Equipment Classification:	203 Hoist - Hydraulic
Brand and Model:	Test Class 203a
Distinctive No. :	Test Class 203a
Owner Name:	Company 180081828W Pte Ltd

Workplace Details

Workplace Name:	COMPANY 16 PTE. LTD.
Workplace Location:	218 Ang Mo Kio Street 38 218212358



3.3 Annex C (Certificate of Test/Thorough Visual Examination of Lifting Equipment)

3.3.1 Examination Certificate



WORKPLACE SAFETY AND HEALTH ACT
CERTIFICATE OF TEST/THOROUGH VISUAL
EXAMINATION OF LIFTING EQUIPMENT (LE)*

LE Registration No. : LL000059L
 UEN of Owner : 180081828W
 Workplace No. :

Owner of Lifting Equipment	Workplace Occupier and Location of Lifting Equipment
	At various locations

Particulars of Lifting Equipment	
Type and Description of Lifting Equipment	103 Lift - Hydraulic Classification Code : 103
Brand and Model	BM 9349 Distinctive No.** : DNo9 9843
Country/Region of Manufacture	Singapore Year of Manufacture : 2020
Source of Power	Diesel Engine First Registration Date : 04/09/2023
Max. Safe Working Load	111 kg Max. Boom Length/Span :
Owners' Reference/Vehicle Registration No.	Length of Fly Jib/Extension :

Particulars of Last Load Test						
Date of Load Test	04/09/2023			Maximum Test Load : 111 kg		
	(1)	(2)	(3)	(4)	(5)	(6)
Radius (m) :	100.00	100.00				
Test Load (kg) :	100	100				
Safe Working Load (kg) :	100	100				

Comments/Observations
few/wef

I certify that on **04/09/2023** the lifting equipment described in this certificate was examined thoroughly by me, as far as its construction permits, and that the above is a true report of my examination.

I further certify that the lifting equipment is found to be in compliance with the requirements stipulated in the Workplace Safety and Health Act and its subsidiary legislations, and is safe for use.

Expiry Date of Certificate	Date of Print of Certificate	Authorised Examiner's Name	Signature of Authorised Examiner
03/03/2024	04/09/2023	AE 02	Digitally signed by AE 02 04 Sep 2023, 02:28:46 PM SGT

* Lifting Equipment refers to lifting gear, lifting appliance, lifting machine, lift and hoist as defined under the Workplace Safety and Health (General Provisions) Regulations.

** Distinctive No. refers to the identification or serial number assigned to the equipment by the manufacturer.

This certificate is digitally signed and current status of LE is verifiable through the QR code.

